

STATEMENT OF APPROPRIATIONS, ALLOTMENTS, OBLIGATIONS, DISBURSEMENTS AND BALANCES

As of the Quarter Ending December 31, 2015

Department: Department of Social Welfare and Development

Agency : Consolidated CO & FO's

Operating Unit : Office of the Secretary

Organization Code (UACS): _____

Funding Source Code: 102-NCDDP-Current

Program/Activity/Project (P/A/P) and Account Title	Account Code	Appropriations		Allotments			Current Year Obligation			
		Authorized Appropriation	Adjusted Appropriations	Allotments Received	Transfer To	Transfer From	Adjusted Total Allotments	1st Quarter ending March 31	2nd Quarter ending June 30	3rd Quarter ending Sept. 30
		3.00	5 = (3 + 4)	8.00	8.00	9.00	10 = ((6+)-7)-8+9)	11.00	12.00	13.00
SUMMARY - FOREIGN-ASSISTED PROJECTS										
NCDDP										
Maint. & Other Operating Expenses										
Traveling Expenses										
Travel Expenses-Local	50201010 00							18,271,662.56	50,520,561.26	57,921,008.40
Travel Expenses-Foreign	50201020 00							18,271,662.56	50,520,561.26	57,921,008.40
Training and Scholarship Expenses										
Training Expenses	50202010 00							154,408,498.32	171,877,076.10	211,112,366.26
Scholarship Expenses	50202020 00							154,408,498.32	171,877,076.10	211,112,366.26
Supplies and Materials Expenses										
Office Supplies Expenses	50203010 00							10,028,837.69	11,442,934.32	14,203,346.05
Accountable Forms Expenses	50203020 00							9,472,526.88	10,289,163.57	13,236,411.74
Food Supplies Expenses	50203050 00							89,597.05	22,808.60	18,537.50
Welfare Goods Expenses	50203060 00							-	-	-
Drugs and Medicines Expenses	50203070 00							-	-	-
Medical, Dental and Laboratory Supplies Exp.	50203080 00							-	-	-
Gasoline, Oil and Lubricants Expenses	50203090 00							466,714.76	843,456.13	872,939.01
Other Supplies Expenses	50203990 00							-	307,504.12	75,457.80
Utility Expenses										
Water Expenses	50204010 00							519,398.05	1,995,638.94	1,510,935.35
Electricity Expenses	50204020 00							83,038.20	139,997.53	162,997.50
Communication Expenses										
Postage and Deliveries	50205010 00							439,359.85	1,855,041.11	1,347,947.85
Telephone Expenses-Mobile	50205020 01							27,952,740.49	15,217,089.37	9,197,967.53
Telephone Expenses-Landline	50205020 02							139,639.00	48,423.12	167,268.24
Internet expenses	50205030 00							27,641,991.20	14,377,354.58	8,565,823.87
Cable, Satellite, Telegraph and Radio Expenses	50205040 00							144,647.97	402,016.78	13,208.28
Awards/Rewards and Prizes										
Awards/Rewards Expense	50206010 00							28,492.32	389,275.59	451,667.14
Prizes	50206020 00							-	-	4,620.00
Survey Expenses	50207010 00							-	-	4,620.00
Extraordinary & Miscellaneous Expenses	50210030 00							-	-	-
Professional Services										
Legal Services	50211010 00							569,079,702.96	570,484,150.14	777,893,291.04
Auditing Services	50211020 00							-	-	-
Consultancy Services	50211030 00							28,879,321.41	16,411,388.96	20,448,329.61
Other Professional Services	50211990 00							560,200,381.56	556,072,763.18	757,444,967.43
General Services										
Janitorial Services	50212020 00							689,336.42	2,138,911.91	1,977,338.18
Security Services	50212030 00							167,093.43	844,070.01	576,266.99
Other General Services	50212990 00							632,242.69	1,294,841.90	1,401,071.19
Repairs & Maintenance										
RM - Land Improvements	50213020 00							649,195.39	4,205,590.88	2,267,861.94
RM - Other Infrastructure Assets	50213030 99							-	-	-
RM - Buildings	50213040 00							-	-	-
RM - Other Structures	50213040 99							2,800.00	2,016,816.44	581,352.20
RM - Machinery	50213050 01							-	-	-

Program/Activity/Project (PIA/P) and Account Title	Account Code	Appropriations		Allotments				Current Year Obligation		
		Authorized Appropriation	Adjusted Appropriations	Allotments Received	Transfer To	Transfer From	Adjusted Total Allotments	1st Quarter ending March 31	2nd Quarter ending June 30	3rd Quarter ending Sept. 30
1	2	3.00	5 = (3 + 4)	6.00	8.00	9.00	10 = ((6+)-)7)-8+9)	11.00	12.00	13.00
RM - Office Equipment	50213050 02							123,672.00	(42,316.00)	57,886.00
RM - ICT Equipment	50213050 03							1,100.00	1,076,790.61	17,886.00
RM - Communication Equipment	50213050 07							-	-	-
RM - Construction & Heavy Equipment	50213050 08							-	-	-
RM - Disaster Response & Rescue Eqpt.	50213050 09							-	-	-
RM - Medical Equipment	50213050 11							-	-	-
RM - Printing Equipment	50213050 12							-	-	-
RM - Other Machinery and Equipment	50213050 99							-	-	-
RM - Motor Vehicle	60213060 01							470,227.39	1,150,727.81	1,810,728.74
RM - Other Transportation Equipment	50213060 99							-	-	-
RM - Furniture & Fixtures	50213070 00							-	-	-
RM - Leased Assets Bldg. & Other Structures	50213080 01							-	-	-
RM - Leased Assets Machinery & Other Eqpt.	50213080 99							-	-	-
RM - Other Property, Plant and Equipment	50213990 99							51,396.00	3,573.00	-
Financial Assistance/Subsidy								2,980,557,698.16	4,406,501,954.07	3,914,095,321.51
Subsidy to National Government Agencies	50214010 00							-	-	-
Financial Assistance to NGAs	50214020 00							-	-	-
Financial Assistance to Local Government Units	50214030 00							-	-	-
Financial Assistance to NGOs/POs	50214050 00							-	-	-
Subsidies - Others	50214990 00							2,980,557,698.16	4,406,501,954.07	3,914,095,321.51
Taxes, Insurance Premiums and Other Fees								317,748.42	174,604.80	43,973.97
Taxes, Duties and Licenses	50215010 00							-	-	-
Fidelity Bond Premiums	50215020 00							288,000.00	160,000.00	(11,825.00)
Insurance Expenses	50215030 00							49,748.42	24,604.80	55,496.67
Labor and Wages	50216010 00							-	-	-
Other Maintenance and Operating Expenses								3,123,584.10	7,659,830.64	5,547,330.90
Advertising Expense	50290010 00							12,768.00	291,006.60	87,680.00
Printing & Publication Expenses	50290020 00							148,500.00	1,167,344.27	851,093.00
Representation Expenses	50290030 00							1,371,440.30	930,917.28	2,176,673.06
Transportation and Delivery Expenses	50290040 00							82,287.90	76,177.67	74,948.90
Rents - Buildings & Structures	50290050 01							1,503,640.00	3,923,275.34	1,488,700.00
Rents - Land	50290050 02							-	-	-
Rents - Motor Vehicles	50290050 03							18,500.00	342,000.00	521,500.00
Rents - Equipment	50290050 04							-	189,000.00	-
Rents - Living Quarters	50290050 05							-	-	-
Rents - Operating Lease	50290050 06							-	-	-
Membership Dues & Cont. to Organizations	50290060 00							-	-	-
Subscription Expenses	50290070 00							-	-	-
Donations	50290080 00							-	-	-
Other MOOE	50290090 99							8,448.00	720,116.08	348,735.84
Sub-total, MOOE		16,990,753,000.00	16,990,753,000.00	16,990,753,000.00	(15,517,538,711.11)	15,517,538,711.11	16,990,753,000.00	3,785,598,402.56	5,242,018,322.41	4,895,775,260.96
Financial Expenses										
Bank Charges	50301040 00									
Sub-total, Financial Exp.										
Capital Outlays										
Land Outlay	50604010 01									
Land Improvements Outlay	50604020 99									
Buildings & Structure Outlay										
Buildings	50604040 01									
Other Structures	50604040 99									
Machinery & Equipment Outlay								2,121,696.02	12,404,312.09	1,985,327.12
Machinery	50604050 01							-	-	-
Office Equipment	50604050 02							274,000.00	3,196,030.80	747,150.60
Info and Communication Technology Eqpt.	50604050 03							1,833,690.02	9,137,881.29	1,248,176.52
Communication Equipment	50604050 07							-	-	-
Disaster Response & Rescue Equipment	50604050 09							-	-	-

Program/Activity/Project (PIA/P) and Account Title	Account Code	Appropriations		Allotments				Current Year Obligation		
		Authorized Appropriation	Adjusted Appropriations	Allotments Received	Transfer To	Transfer From	Adjusted Total Allotments	1st Quarter ending March 31	2nd Quarter ending June 30	3rd Quarter ending Sept. 30
1	2	3.00	5 = (3 + 4)	6.00	8.00	9.00	10 = ((6+)-7)-8+9)	11.00	12.00	13.00
Medical Equipment	50804050 11									
Printing Equipment	50804050 12									
Other Machinery and Equipment, etc.	50804050 99									
Transportation Equipment								14,000.00	76,400.00	
Motor Vehicles	50804080 01									
Other Transportation Equipment, etc.	50804080 99									
Furniture & Books Outlay										
Furniture & Fixtures	50604070 01							385,360.00	1,560,642.30	334,225.00
Books	50604070 02							385,360.00	1,560,642.30	334,225.00
Other Property, Plant and Equipment	50604090 99									
Intangible Outlay										
Patents/Copyrights	50606010 00									
Computer Software	50606020 00									
Sub-total, Capital Outlay		22,000,000.00	22,000,000.00	22,000,000.00	(18,402,300.00)	18,402,300.00	22,000,000.00	2,607,050.02	13,964,954.39	2,329,552.12
TOTAL, PS, MOOE, FE & Capital Outlay		17,012,753,000.00	17,012,753,000.00	17,012,753,000.00	(15,535,941,011.11)	15,535,941,011.11	17,012,753,000.00	3,788,105,452.58	5,255,983,276.80	4,998,104,813.07
Add: Life and Retirement Insurance Cont.	50103010 00									
Total, NCDDP		17,012,753,000.00	17,012,753,000.00	17,012,753,000.00	(15,535,941,011.11)	15,535,941,011.11	17,012,753,000.00	3,788,105,452.58	5,255,983,276.80	4,998,104,813.07

Department: Department of Social Welfare and
 Agency : Consolidated CO & FO's
 Operating Unit : Office of the Secretary
 Organization Code (UACS):
 Funding Source Code: 102-NCDDP-Current

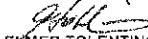
X	Current Year Appropriations
	Supplemental Appropriations
	Continuing Appropriations

Program/Activity/Project (PIA/P) and Account Title	15		Disbursements					Balances			
	4th Quarter ending Dec. 31	Total	1st Quarter ending March 31	2nd Quarter ending June 30	3rd Quarter ending Sept. 30	4th Quarter ending Dec. 31	Total	Unreleased Appropriations	Unobligated Allotment	Unpaid Obligations	
										Due and Demanda ble	Not Yet Due and Demandable
1	14.00	15=(11+12+13+14)	16.00	17.00	18.00	19.00	20=(16+17+18+19)	21=(5-10)	22=(10-15)	23.00	24.00
SUMMARY - FOREIGN-ASSISTED PROJECTS NCDDP											
Maint. & Other Operating Expenses											
Traveling Expenses	108,383,363.93	235,096,596.15	14,073,217.67	44,434,150.04	55,031,190.29	75,315,214.78	188,853,772.78				46,242,823.37
Travel Expenses-Local	108,383,363.93	235,096,596.15	14,073,217.67	44,434,150.04	55,031,190.29	75,315,214.78	188,853,772.78				46,242,823.37
Travel Expenses-Foreign	-	-	-	-	-	-	-				-
Training and Scholarship Expenses	297,565,067.80	834,762,998.50	55,303,497.79	138,842,621.94	120,892,916.25	238,861,823.73	553,700,859.71				281,062,138.79
Training Expenses	297,565,057.80	834,762,998.50	55,303,497.79	138,842,621.94	120,892,916.25	238,861,823.73	553,700,859.71				281,062,138.79
Scholarship Expenses	-	-	-	-	-	-	-				-
Supplies and Materials Expenses	13,377,252.41	49,052,370.47	2,898,253.95	13,696,063.93	11,536,751.01	10,803,861.87	38,935,730.36				10,116,640.11
Office Supplies Expenses	11,876,933.98	44,855,035.17	2,506,326.98	12,954,567.31	10,160,139.21	9,766,111.07	35,387,164.57				9,467,870.60
Accountable Forms Expenses	40,427.50	171,370.55	53,193.05	26,308.50	44,025.00	41,960.00	165,486.55				5,884.00
Food Supplies Expenses	-	-	-	-	-	-	-				-
Welfare Goods Expenses	-	-	-	-	-	-	-				-
Drugs and Medicines Expenses	-	-	-	-	-	-	-				-
Medical, Dental and Laboratory Supplies Exp.	-	-	-	-	-	-	-				-
Gasoline, Oil and Lubricants Expenses	1,285,408.28	3,468,518.18	339,733.52	715,168.12	764,504.23	940,212.65	2,759,618.52				708,898.66
Other Supplies Expenses	174,484.65	557,446.57	-	-	568,082.57	55,378.15	623,460.72				(66,014.15)
Utility Expenses	935,514.94	4,951,487.28	535,514.91	1,890,812.04	1,332,552.60	1,083,251.56	4,842,131.11				119,356.17
Water Expenses	123,918.15	509,941.68	58,725.20	141,066.62	144,559.59	146,791.41	491,142.82				18,798.86
Electricity Expenses	811,596.79	4,451,545.80	476,789.71	1,749,745.42	1,187,993.01	936,460.15	4,350,988.29				100,557.31
Communication Expenses	10,200,213.81	62,587,991.00	2,951,800.40	10,888,313.94	8,333,733.30	22,412,855.64	44,466,703.28				18,101,287.72
Postage and Deliveries	325,327.86	680,858.22	18,336.03	112,226.58	77,809.98	346,140.72	557,513.31				123,144.81
Telephone Expenses-Mobile	8,597,422.46	59,182,592.41	2,665,299.50	10,416,720.47	7,791,505.26	20,554,360.36	41,428,885.59				17,753,708.62
Telephone Expenses-Landline	265,681.03	826,553.08	135,615.84	219,694.49	175,232.73	444,265.74	974,808.80				(148,256.74)
Internet expenses	1,010,782.25	1,878,187.31	31,549.03	119,672.40	289,185.33	1,065,088.82	1,505,495.58				372,691.73
Cable, Satellite, Telegraph and Radio Expenses	-	-	-	-	-	-	-				-
Awards/Rewards and Prizes	-	4,620.00	-	-	-	3,600.00	3,600.00				1,020.00
Awards/Rewards Expense	-	4,620.00	-	-	-	3,600.00	3,600.00				1,020.00
Prizes	-	-	-	-	-	-	-				-
Survey Expenses	-	-	-	-	-	-	-				-
Extraordinary & Miscellaneous Expenses	-	-	-	-	-	-	-				-
Professional Services	387,119,279.42	2,324,576,423.56	505,625,675.72	580,913,829.14	507,264,686.75	549,563,718.95	2,143,367,908.56				181,208,515.00
Legal Services	-	-	-	-	-	-	-				-
Auditing Services	-	-	-	-	-	-	-				-
Consultancy Services	6,295,358.53	71,035,386.51	12,995,744.99	18,367,707.95	16,813,370.84	18,088,235.38	66,266,069.16				4,769,329.35
Other Professional Services	380,822,922.89	2,253,541,036.05	492,629,930.73	562,546,121.19	490,451,315.91	531,474,483.57	2,077,101,849.40				176,439,185.65
General Services	1,722,966.96	6,528,553.47	577,318.87	1,533,272.65	818,168.97	1,715,248.84	4,644,007.13				1,684,546.34
Janitorial Services	822,480.04	2,399,919.47	65,745.68	549,300.75	571,438.13	681,279.93	2,077,764.49				322,154.98
Security Services	900,477.92	4,128,634.00	511,572.99	983,971.90	246,728.84	823,968.81	2,566,242.64				1,562,391.36
Other General Services	-	-	-	-	-	-	-				-
Repairs & Maintenance	1,958,505.72	9,082,253.91	158,160.82	1,242,121.77	2,237,627.50	4,205,209.30	7,943,119.39				1,238,134.52
RM - Land Improvements	-	-	-	-	-	-	-				-
RM - Other Infrastructure Assets	-	-	-	-	-	-	-				-
RM - Buildings	122,000.70	2,722,968.34	2,800.00	326,316.45	973,932.04	1,695,172.05	2,998,220.54				(275,252.20)
RM - Other Structures	-	-	-	-	-	-	-				-
RM - Machinery	-	-	1,045.00	3,325.00	6,141.79	-	10,511.79				(10,511.79)

Program/Activity/Project (P/A/P) and Account Title	IS		Disbursements					Balances			
	4th Quarter ending Dec. 31	Total	1st Quarter ending March 31	2nd Quarter ending June 30	3rd Quarter ending Sept. 30	4th Quarter ending Dec. 31	Total	Unreleased Appropriations	Unobligated Allotment	Unpaid Obligations	
										Due and Demanda ble	Not Yet Due and Demandable
1	14.00	16=(11+12+13+14)	16.00	17.00	18.00	19.00	20=(16+17+18+19)	21=(6-10)	22=(10-15)	23.00	24.00
RM - Office Equipment	32,574.85	171,825.85	-	11,360.00	91,019.00	7,564.25	109,943.25				61,882.60
RM - ICT Equipment	193,200.63	1,288,977.24	-	36,500.00	17,898.00	1,125,639.61	1,160,037.61				108,939.83
RM - Communication Equipment	-	-	-	-	-	-	-				-
RM - Construction & Heavy Equipment	-	-	-	-	-	-	-				-
RM - Disaster Response & Rescue Eqpt.	-	-	-	-	-	-	-				-
RM - Medical Equipment	-	-	-	-	-	-	-				-
RM - Printing Equipment	-	-	-	-	-	-	-				-
RM - Other Machinery and Equipment	-	-	-	-	-	-	-				-
RM - Motor Vehicle	1,483,286.25	4,714,970.19	65,982.48	802,953.66	1,092,601.11	1,347,483.39	3,309,220.64				1,405,749.55
RM - Other Transportation Equipment	128,543.29	128,543.29	88,333.34	61,666.66	-	29,350.00	179,350.00				(50,806.71)
RM - Furniture & Fixtures	-	-	-	-	-	-	-				-
RM - Leased Assets Bldg. & Other Structures	-	-	-	-	-	-	-				-
RM - Leased Assets Machinery & Other Eqpt.	-	-	-	-	-	-	-				-
RM - Other Property, Plant and Equipment	-	54,969.00	-	-	55,835.56	-	55,835.56				(866.56)
Financial Assistance/Subsidy	(223,847,827.90)	11,077,307,145.84	641,176,622.14	3,514,073,234.57	3,449,806,552.54	1,353,813,062.14	8,958,869,471.39				2,118,437,674.45
Subsidy to National Government Agencies	-	-	-	-	-	-	-				-
Financial Assistance to NGAs	-	-	-	-	-	-	-				-
Financial Assistance to Local Government Units	-	-	-	-	-	-	-				-
Financial Assistance to NGOs/POs	-	-	-	-	-	-	-				-
Subsidies - Others	(223,847,827.90)	11,077,307,145.84	641,176,622.14	3,514,073,234.57	3,449,806,552.54	1,353,813,062.14	8,958,869,471.39				2,118,437,674.45
Taxes, Insurance Premiums and Other Fees	293,216.65	829,443.74	315,299.13	143,879.20	56,411.36	293,216.65	808,806.34				20,837.40
Taxes, Duties and Licenses	-	-	-	-	-	-	-				-
Fidelity Bond Premiums	274,250.00	680,625.00	277,962.51	127,500.00	10,875.00	274,250.00	680,687.51				(9,987.51)
Insurance Expenses	18,966.65	148,818.74	37,336.62	16,379.20	45,536.36	18,966.65	118,218.83				30,699.91
Labor and Wages	-	-	-	-	-	-	-				-
Other Maintenance and Operating Expenses	9,461,394.65	25,792,140.19	1,282,272.85	3,745,964.82	3,537,850.24	5,877,261.45	14,253,349.36				11,538,790.83
Advertising Expense	584,344.00	875,792.00	13,050.00	12,768.00	110,960.00	522,344.00	659,122.00				316,670.00
Printing & Publication Expenses	1,463,138.00	3,848,075.27	6,300.00	181,289.85	421,815.62	541,386.32	1,150,771.59				2,497,303.88
Representation Expenses	2,049,242.62	6,528,273.26	248,811.90	812,828.10	744,151.85	1,437,802.78	3,243,594.83				3,284,674.63
Transportation and Delivery Expenses	32,351.77	245,768.14	61,201.00	194,973.92	206,815.89	260,471.00	713,481.81				(487,895.67)
Rents - Buildings & Structures	2,057,135.00	8,970,750.34	167,000.00	807,888.26	764,823.54	1,266,831.18	2,786,542.98				6,184,207.36
Rents - Land	-	-	-	-	-	-	-				-
Rents - Motor Vehicles	101,900.00	983,900.00	-	157,000.00	79,500.00	189,340.00	425,840.00				558,060.00
Rents - Equipment	2,090,550.00	2,279,550.00	-	29,623.05	12,124.26	160,666.67	202,413.98				2,077,138.02
Rents - Living Quarters	-	-	37,240.00	294,815.00	230,455.74	304,455.00	866,965.74				(866,965.74)
Rents - Operating Lease	-	-	589,000.00	888,560.00	770,421.55	781,480.00	3,029,462.15				(3,029,462.15)
Membership Dues & Cont. to Organizations	-	-	-	-	-	-	-				-
Subscription Expenses	-	-	-	-	-	-	-				-
Donations	-	-	64,600.00	148,433.93	540.00	11,750.39	225,324.32				(225,324.32)
Other MOOE	1,082,733.26	2,160,033.18	105,069.95	417,804.31	206,241.79	220,734.11	949,850.16				1,210,183.02
Sub-total, MOOE	607,170,038.19	14,830,562,024.11	1,224,808,633.65	4,311,384,264.04	4,160,648,438.81	2,263,748,122.91	11,960,589,459.41		2,360,190,975.89		2,669,972,564.70
Financial Expenses											
Bank Charges	-	-	-	-	-	-	-				-
Sub-total, Financial Exp.											
Capital Outlays											
Land Outlay	-	-	-	-	-	-	-				-
Land Improvements Outlay	-	-	-	-	-	-	-				-
Buildings & Structure Outlay	-	-	-	-	-	-	-				-
Buildings	-	-	-	-	-	-	-				-
Other Structures	-	-	-	-	-	-	-				-
Machinery & Equipment Outlay	1,219,455.65	17,740,784.88	2,063,627.78	7,734,262.50	4,817,898.88	2,268,191.13	16,883,980.29				856,804.59
Machinery	-	-	-	-	-	-	-				-
Office Equipment	192,510.65	4,409,892.05	22,239.18	2,116,102.22	732,600.04	1,181,908.46	4,062,849.90				366,842.15
Info. and Communication Technology Eqpt.	1,026,945.00	13,246,892.83	2,041,388.60	5,537,904.03	3,867,284.05	1,086,282.67	12,532,859.35				713,833.48
Communication Equipment	-	-	-	-	-	-	-				-
Disaster Response & Rescue Equipment	-	-	-	-	-	-	-				-


Program/Activity/Project (P/A/P) and Account Title	is		Disbursements					Balances			
	4th Quarter ending Dec. 31	Total	1st Quarter ending March 31	2nd Quarter ending June 30	3rd Quarter ending Sept. 30	4th Quarter ending Dec. 31	Total	Unreleased Appropriations	Unobligated Allotment	Unpaid Obligations	
										Due and Demanda ble	Not Yet Due and Demandable
1	14.00	15=(11+12+13+14)	16.00	17.00	18.00	19.00	20=(16+17+18+19)	21=(5-10)	22=(10-15)	23.00	24.00
Medical Equipment	-	-	-	-	-	-	-	-	-	-	-
Printing Equipment	-	-	-	50,256.25	-	-	50,256.25	-	-	-	(50,256.25)
Other Machinery and Equipment, etc	-	84,400.00	-	30,000.00	218,014.79	-	248,014.79	-	-	-	(183,614.79)
Transportation Equipment	-	-	-	-	-	-	-	-	-	-	-
Motor Vehicles	-	-	-	-	-	-	-	-	-	-	-
Other Transportation Equipment etc	-	-	-	-	-	-	-	-	-	-	-
Furniture & Books Outlay	320,987.02	2,601,214.32	-	413,557.31	1,165,628.25	168,859.41	1,778,042.97	-	-	-	823,171.35
Furniture & Fixtures	320,987.02	2,601,214.32	-	413,557.31	1,195,626.25	168,859.41	1,778,042.97	-	-	-	823,171.35
Books	-	-	-	-	-	-	-	-	-	-	-
Other Property, Plant and Equipment	-	-	-	-	20,338.75	-	20,338.75	-	-	-	(20,338.75)
Intangible Outlay	-	-	-	-	-	-	-	-	-	-	-
Patents/Copyrights	-	-	-	-	-	-	-	-	-	-	-
Computer Software	-	-	-	-	-	-	-	-	-	-	-
Sub-total, Capital Outlay	1,540,442.67	20,341,999.20	2,063,627.78	8,147,819.81	6,033,863.88	2,437,050.54	18,682,362.01	-	1,658,000.80	-	1,658,637.19
TOTAL, PS, MOOE, FE & Capital Outlay	608,710,480.86	14,650,904,023.31	1,226,872,261.43	4,319,532,083.85	4,166,682,302.69	2,266,185,173.45	11,979,271,821.42	-	2,361,848,976.69	-	2,671,632,201.89
Add: Life and Retirement Insurance Cont.	-	-	-	-	-	-	-	-	-	-	-
Total, NCDDP	608,710,480.86	14,650,904,023.31	1,226,872,261.43	4,319,532,083.85	4,166,682,302.69	2,266,185,173.45	11,979,271,821.42	-	2,361,848,976.69	-	2,671,632,201.89

Certified Correct:


ELMER TOLENTINO


Budget Officer
Date: 04-22-2016

Certified Correct:


JUBIE LEAH MAE S. COLES

Accountant
Date: 04-22-2016

Approved by:


DESHAUN D. FAJARDO

Director, FMS
Date: 04-22-2016