


STATEMENT OF APPROPRIATIONS, ALLOTMENTS, OBLIGATIONS, DISBURSEMENTS AND BALANCES
As of the Quarter Ending December 31, 2014

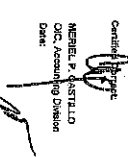
FAR NO. 1


Department: Department of Social Welfare and Development
Agency: Office of the Secretary
Organization Code (OACS):
Funding Source Code (FSCS):

Current Year Appropriations
Supplemental Appropriations
Contributing Appropriations

Program/Activity/Project (P/A/P) and Account Title	Account Code	Appropriations				Allotments		Current Year Obligations				Current Year Disbursements				Balances									
		Authorized Appropriation	Adjusted Appropriations 5 = (3 + 4)	Allotments Received	Transfer To	Transfer From	Adjusted Total Allotments 10 = (6 + 7) - (8 + 9)	1st Quarter ending March 31	2nd Quarter ending June 30	3rd Quarter ending Sept. 30	4th Quarter ending Dec. 31	Total 15 = (11 + 12 + 13 + 14) + (14)	1st Quarter ending March 31	2nd Quarter ending June 30	3rd Quarter ending Sept. 30	4th Quarter ending Dec. 31	Total 20 = (16 + 17 + 18 + 19) + (19)	Unreleased Appropriations 21 = (5 - 10)	Unobligated Allotment 22 = (10 - 15)	Unpaid Obligations Due and Forfeited 23	Unpaid Obligations and Demandable 24				
1. CONTINUING APPROPRIATIONS																									
A. AGENCY SPECIFIC BUDGET																									
B. SPECIAL PURPOSE FUND																									
KALAHI - MFC																									
PS	5309/414.27	6,309,414.27	5,309,414.27	(686,931.26)	686,931.26	5,309,414.27	1,210,628.64	2,297,268.11	1,015,682.03	637,033.28	5,160,612.07	341,574.61	2,215,506.66	663,133.22	872,525.32	4,092,739.81	148,892.20	148,892.20	149,664.13	816,208.13					
MOOE	5309/414.27	5,309,414.27	5,309,414.27	(686,931.26)	686,931.26	5,309,414.27	1,210,628.64	2,297,268.11	1,015,682.03	637,033.28	5,160,612.07	341,574.61	2,215,506.66	663,133.22	872,525.32	4,092,739.81	148,892.20	148,892.20	149,664.13	816,208.13					
FE																									
CO																									
TOTAL, SPECIAL PURPOSE FUND																									
PS	5309/414.27	6,309,414.27	5,309,414.27	(686,931.26)	686,931.26	5,309,414.27	1,210,628.64	2,297,268.11	1,015,682.03	637,033.28	5,160,612.07	341,574.61	2,215,506.66	663,133.22	872,525.32	4,092,739.81	148,892.20	148,892.20	149,664.13	816,208.13					
MOOE	5309/414.27	5,309,414.27	5,309,414.27	(686,931.26)	686,931.26	5,309,414.27	1,210,628.64	2,297,268.11	1,015,682.03	637,033.28	5,160,612.07	341,574.61	2,215,506.66	663,133.22	872,525.32	4,092,739.81	148,892.20	148,892.20	149,664.13	816,208.13					
FE																									
CO																									
TOTAL, CONTINUING APPROPRIATIONS																									
PS	5309/414.27	6,309,414.27	5,309,414.27	(686,931.26)	686,931.26	5,309,414.27	1,210,628.64	2,297,268.11	1,015,682.03	637,033.28	5,160,612.07	341,574.61	2,215,506.66	663,133.22	872,525.32	4,092,739.81	148,892.20	148,892.20	149,664.13	816,208.13					
MOOE	5309/414.27	5,309,414.27	5,309,414.27	(686,931.26)	686,931.26	5,309,414.27	1,210,628.64	2,297,268.11	1,015,682.03	637,033.28	5,160,612.07	341,574.61	2,215,506.66	663,133.22	872,525.32	4,092,739.81	148,892.20	148,892.20	149,664.13	816,208.13					
FE																									
CO																									

Chief of Account: 
CENTRAL FUND
Chief Accountant Division
Date:

Chief of Account: 
CENTRAL FUND
Chief Accountant Division
Date:

Recommending Approver: 
CESRENEO, FALDO
Director, Financial Management Service
Date: