

STATEMENT OF APPROPRIATIONS, ALLOTMENTS, OBLIGATIONS, DISBURSEMENTS AND BALANCES

As of the Quarter Ending March 31, 2017

X	Current Year Appropriations
	Supplemental Appropriations
	Continuing Appropriations

Department: Department of Social Welfare and Development

Agency : Consolidated CO & FO's


Operating Unit : Central Office

Organization Code (UACS): \_\_\_\_\_


Funding Source Code: 171

Program/Activity/Project (P/A/P) and Account Title	Account Code	Appropriations		Allotments				Current Year Obligations		Disbursements		Balances			
		Authorized Appropriation	Adjusted Appropriations	Allotments Received	Transfer To	Transfer From	Adjusted Total Allotments	1st Quarter ending March 31	Total	1st Quarter ending March 31	Total	Unreleased Appropriations	Unobligated Allotment	Unpaid Obligations	
														Due and Demandable	Not Yet Due and Demandable
1	2	3.00	5 = (3 + 4)	6.00	8.00	9.00	10 = ((6+(-)7)-8+9)	11.00	15=(11+12+13+14)	18.00	20=(16+17+18+19)	21=(6-10)	22=(10-15)	23.00	24.00
<b>2. CURRENT APPROPRIATIONS</b>															
ADB-AF		119,560,614.00	119,560,614.00	119,560,614.00	-	-	119,560,614.00	-	-	-	-	-	119,560,614.00	-	-
PS		-	-	-	-	-	-	-	-	-	-	-	-	-	-
MOOE		118,640,614.00	118,640,614.00	118,640,614.00	-	-	118,640,614.00	-	-	-	-	-	118,640,614.00	-	-
FE		-	-	-	-	-	-	-	-	-	-	-	-	-	-
CO		920,000.00	920,000.00	920,000.00	-	-	920,000.00	-	-	-	-	-	920,000.00	-	-
JSDF-CDED		34,228,716.00	34,228,716.00	34,228,716.00	(5,711,143.30)	5,711,143.30	34,228,716.00	3,356,630.65	3,356,630.65	1,777,576.47	1,777,576.47	-	30,872,085.35	-	1,579,054.18
PS		-	-	-	-	-	-	-	-	-	-	-	-	-	-
MOOE		34,228,384.00	34,228,384.00	34,228,384.00	(5,711,143.30)	5,711,143.30	34,228,384.00	3,356,630.65	3,356,630.65	1,777,576.47	1,777,576.47	-	30,869,753.35	-	1,579,054.18
FE		-	-	-	-	-	-	-	-	-	-	-	-	-	-
CO		2,332.00	2,332.00	2,332.00	-	-	2,332.00	-	-	-	-	-	2,332.00	-	-
GRAND TOTAL		153,789,330.00	153,789,330.00	153,789,330.00	(5,711,143.30)	5,711,143.30	153,789,330.00	3,356,630.65	3,356,630.65	1,777,576.47	1,777,576.47	-	150,432,699.35	-	1,579,054.18
PS		-	-	-	-	-	-	-	-	-	-	-	-	-	-
MOOE		152,868,998.00	152,868,998.00	152,868,998.00	(5,711,143.30)	5,711,143.30	152,868,998.00	3,356,630.65	3,356,630.65	1,777,576.47	1,777,576.47	-	149,510,367.35	-	1,579,054.18
FE		-	-	-	-	-	-	-	-	-	-	-	-	-	-
CO		922,332.00	922,332.00	922,332.00	-	-	922,332.00	-	-	-	-	-	922,332.00	-	-

Certified Correct:

  
**ELMER TOLENTINO**  
 Budget Officer  
 Date: 07/06/2017


Certified Correct:

  
**JUBIE LEAH MAE S. COLES**  
 Chief Accountant  
 Date: 07/06/2017

Recommending Approval:

  
**DESEREE D. FAJARDO**  
 Director, Financial Management Service  
 Date: 07/06/2017

Approved by:

  
**EMMANUEL A. LEYCO**  
 Undersecretary for GASSG  
 Date: 07/06/2017