

STATEMENT OF APPROPRIATIONS, ALLOTMENTS, OBLIGATIONS, DISBURSEMENTS AND BALANCES

As of September 30, 2016
 Department: Department of Social Welfare and Development
 Agency : _____
 Operating Unit : _____
 Organization Code (UACS): _____
 Funding Source Code: 171 (CLUSTER 4)

X	Current Year Appropriations
	Supplemental Appropriations
	Continuing Appropriations

Program/Activity/Project (P/A/P) and Account Title	Account Code	Appropriations				Allotments			
		Authorized Appropriation	Adjustments (Transfer To/From, Realignment)	Adjusted Appropriations	Allotments Received	Adjustments (Withdrawal, Realignment)	Transfer To	Transfer From	Adjusted Total Allotments
1	2	3.00	4.00	5 = (3 + 4)	6.00	7.00	8.00	9.00	10 = (6+7+8+9)
SUMMARY - FUND 171 CURRENT APPROPRIATIONS									
JSDF - CDED									
Maint. & Other Operating Expenses									
Traveling Expenses									
Travel Expenses-Local	50201010 00								
Travel Expenses-Foreign	50201020 00								
Training and Scholarship Expenses									
Training Expenses	50202010 00								
Scholarship Expenses	50202020 00								
Supplies and Materials Expenses									
Office Supplies Expenses	50203010 00								
Accountable Forms Expenses	50203020 00								
Communication Expenses									
Telephone Expenses-Mobile	50205020 01								
Internet expenses	50205030 00								
Cable, Satellite, Telegraph and Radio Expenses	50205040 00								
Professional Services									
Legal Services	50211010 00								
Auditing Services	50211020 00								
Consultancy Services	50211030 00								
Other Professional Services	50211990 00								
General Services									
Repairs & Maintenance									
Financial Assistance/Subsidy									
Subsidies - Others	50214990 00								
Taxes, Insurance Premiums and Other Fees									
Labor and Wages	50216010 00								
Other Maintenance and Operating Expenses									
Advertising Expense	50299010 00								
Printing & Publication Expenses	50299020 00								
Representation Expenses	50299030 00								
Sub-total, MOOE			36,990,763.00	36,990,763.00	36,990,763.00		(14,639,842.90)	14,639,842.90	36,990,763.00
Sub-total, Financial Exp.									
Capital Outlays									
Sub-total, Capital Outlay			33,122.00	33,122.00	33,122.00				33,122.00
Total, JSDF-CDED			37,023,885.00	37,023,885.00	37,023,885.00		(14,639,842.90)	14,639,842.90	37,023,885.00

Program/Activity/Project (P/A/P) and Account Title	Current Year Obligations				Disbursements					
	1st Quarter ending March 31	2nd Quarter ending June 30	3rd Quarter ending Sept. 30	4th Quarter ending Dec. 31	Total	1st Quarter ending March 31	2nd Quarter ending June 30	3rd Quarter ending Sept. 30	4th Quarter ending Dec. 31	Total
1	11.00	12.00	13.00	14.00	15=(11+12+13+14)	16.00	17.00	18.00	19.00	20=(16+17+18+19)
SUMMARY - FUND 171 CURRENT APPROPRIATIONS										
J5DF - CDED										
Maint. & Other Operating Expenses	28,810.00	8,376.00	59,440.00	-	96,626.00	28,810.00	1,190.00	27,386.00	-	57,386.00
Traveling Expenses	28,810.00	8,376.00	59,440.00	-	96,626.00	28,810.00	1,190.00	27,386.00	-	57,386.00
Travel Expenses-Local										
Travel Expenses-Foreign										
Training and Scholarship Expenses	1,705,633.24	3,611,813.77	6,600,974.93	-	11,918,421.94	820,686.30	2,214,443.06	4,694,679.82	-	7,729,809.18
Training Expenses	1,705,633.24	3,611,813.77	6,600,974.93	-	11,918,421.94	820,686.30	2,214,443.06	4,694,679.82	-	7,729,809.18
Scholarship Expenses										
Supplies and Materials Expenses	12,286.76	22,522.60	8,074.00	-	42,883.36	2,392.00	19,209.61	9,825.37	-	31,426.98
Office Supplies Expenses	12,286.76	22,522.60	8,074.00	-	42,883.36	2,392.00	19,209.61	9,825.37	-	31,426.98
Accountable Forms Expenses										
Communication Expenses	9,574.00	33,257.00	20,400.00	-	63,231.00	6,384.00	5,281.83	5,356.28	-	17,022.11
Telephone Expenses-Mobile	6,670.00	33,257.00	11,400.00	-	51,327.00	3,480.00	5,281.83	2,494.28	-	11,256.11
Internet expenses	2,904.00	-	9,000.00	-	11,904.00	2,904.00	-	2,862.00	-	5,766.00
Cable, Satellite, Telegraph and Radio Expenses										
Professional Services	1,570,707.00	1,762,702.91	127,083.03	-	3,460,492.94	615,575.75	779,169.76	688,560.87	-	2,083,306.38
Legal Services										
Auditing Services										
Consultancy Services	1,236,908.00	1,164,279.91	(3,876.97)	-	2,397,310.94	426,520.00	536,196.44	414,229.15	-	1,375,945.59
Other Professional Services	333,799.00	598,423.00	130,960.00	-	1,063,182.00	189,055.75	243,973.32	274,331.72	-	707,360.79
General Services										
Repairs & Maintenance										
Financial Assistance/Subsidy										
Subsidies - Others										
Taxes, Insurance Premiums and Other Fees										
Labor and Wages										
Other Maintenance and Operating Expenses	3,610.70	31,651.00	18,482.00	-	53,743.70	3,610.70	24,473.15	8,260.00	-	36,343.85
Advertising Expense										
Printing & Publication Expenses		9,600.00	6,490.00	-	16,090.00	-	5,312.15	-	-	5,312.15
Representation Expenses	3,610.70	22,051.00	11,992.00	-	37,653.70	3,610.70	19,161.00	8,260.00	-	31,031.70
Sub-total, MOOE	3,330,621.70	5,470,323.28	20,227,533.97	-	29,028,478.95	1,477,458.75	3,043,767.41	5,434,068.34	-	9,955,294.50
Sub-total, Financial Exp.										
Capital Outlays										
Sub-total, Capital Outlay										
Total, JSDF-CDED	3,330,621.70	5,470,323.28	20,227,533.97	-	29,028,478.95	1,477,458.75	3,043,767.41	5,434,068.34	-	9,955,294.50

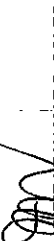
Program/Activity/Project (P/A/P) and Account Title	Balances			
	Unreleased Appropriations	Unobligated Allotment	Unpaid Obligations	
			Due and Demandable	Not Yet Due and Demandable
	21=(5-10)	22=(10-15)	23.00	24.00
SUMMARY - FUND 171 CURRENT APPROPRIATIONS				
JSDF - CDED				
Maint. & Other Operating Expenses				
Traveling Expenses				39,240.00
Travel Expenses-Local				39,240.00
Travel Expenses-Foreign				
Training and Scholarship Expenses				4,188,612.76
Training Expenses				4,188,612.76
Scholarship Expenses				
Supplies and Materials Expenses				11,456.38
Office Supplies Expenses				11,456.38
Accountable Forms Expenses				
Communication Expenses				46,208.89
Telephone Expenses-Mobile				
Internet expenses				40,070.89
Cable, Satellite, Telegraph and Radio Expenses				6,138.00
Professional Services				1,377,186.56
Legal Services				
Auditing Services				
Consultancy Services				1,021,365.35
Other Professional Services				355,821.21
General Services				
Repairs & Maintenance				
Financial Assistance/Subsidy				
Subsidies - Others				
Taxes, Insurance Premiums and Other Fees				
Labor and Wages				17,399.85
Other Maintenance and Operating Expenses				
Advertising Expense				10,777.85
Printing & Publication Expenses				6,622.00
Representation Expenses				19,073,184.45
Sub-total, MOOE				
Sub-total, Financial Exp.				
Capital Outlays				
Sub-total, Capital Outlay				
Total, JSDF-CDED				19,073,184.45

Program/Activity/Project (PIA/P) and Account Title	Account Code	Appropriations			Allotments			
		Authorized Appropriation	Adjustments (Transfer To/From, Realignment)	Adjusted Appropriations	Adjustments (Withdrawal, Realignment)	Transfer To	Transfer From	Adjusted Total Allotments
1	2	3.00	4.00	5 = (3 + 4)	7.00	8.00	9.00	10 = ((6+7)-8+9)
GRANTS								
Maint. & Other Operating Expenses								
Training and Scholarship Expenses	50202010 00							
Financial Assistance/Subsidy	50214990 00							
Sub-totals, MOOE			147,686,869.00	147,686,869.00		(946,982.22)	946,982.22	147,686,869.00
Capital Outlays								
Machinery & Equipment Outlay	50604050 03							
Info. and Communication Technology Eqpt.								
Sub-total, Capital Outlay			1,005,572.00	1,005,572.00		(9,984.05)	9,984.05	1,005,572.00
Total, GRANTS			148,692,441.00	148,692,441.00		(956,966.27)	956,966.27	148,692,441.00
TOTAL FUND 04 104 (FUND 171) CURRENT APPROPRIATIONS								
Maint. & Other Operating Expenses								
Traveling Expenses	50201010 00							
Travel Expenses-Local								
Training and Scholarship Expenses	50202010 00							
Training Expenses								
Supplies and Materials Expenses	50203010 00							
Office Supplies Expenses	50203020 00							
Accountable Forms Expenses								
Communication Expenses								
Telephone Expenses-Mobile	50205020 01							
Internet expenses	50205030 00							
Professional Services								
Consultancy Services	50211030 00							
Other Professional Services	50211990 00							
Financial Assistance/Subsidy								
Subsidies - Others	50214990 00							
Other Maintenance and Operating Expenses								
Advertising Expense	50299010 00							
Printing & Publication Expenses	50299020 00							
Representation Expenses	50299030 00							
Sub-total, MOOE			184,677,632.00	184,677,632.00		(15,586,825.12)	15,586,825.12	184,677,632.00
Capital Outlays								
Machinery & Equipment Outlay								
Info. and Communication Technology Eqpt.	50604050 03							
Sub-total, Capital Outlay			1,038,694.00	1,038,694.00		(9,984.05)	9,984.05	1,038,694.00
GRAND TOTAL			185,716,326.00	185,716,326.00		(15,596,809.17)	15,596,809.17	185,716,326.00

Certified Correct:


EMER M. TOLENTINO
 OIC, Budget Division
 Date:

Certified Correct:


JULIE LEAH MAE S. COLES
 OIC, Accounting Division
 Date:

Approved by:


DESERE D. FAJARDO
 Director, Financial Management Service
 Date:

Program/Activity/Project (P/A/P) and Account Title	Current Year Obligations				Total	Disbursements				Total
	1st Quarter ending March 31	2nd Quarter ending June 30	3rd Quarter ending Sept. 30	4th Quarter ending Dec. 31		1st Quarter ending March 31	2nd Quarter ending June 30	3rd Quarter ending Sept. 30	4th Quarter ending Dec. 31	
1	11.00	12.00	13.00	14.00	15=(11+12+13+14)	16.00	17.00	18.00	19.00	20=(16+17+18+19)
GRANTS										
Maint. & Other Operating Expenses										
Training and Scholarship Expenses			213,600.00		213,600.00					
Training Expenses			213,600.00		213,600.00					
Financial Assistance/Subsidy		728,622.00			728,622.00					
Subsidies - Others		728,622.00			728,622.00					
Sub-total, MOOE		728,622.00			728,622.00					
Capital Outlays										
Machinery & Equipment Outlay			7,980.00		7,980.00					
Info. and Communication Technology Eqpt.			7,980.00		7,980.00					
Sub-total, Capital Outlay			7,980.00		7,980.00					
Total, GRANTS		728,622.00	221,580.00		950,202.00					
TOTAL FUND 04 104 (FUND 171) CURRENT APPROPRIATION										
Maint. & Other Operating Expenses	28,810.00	8,376.00	59,440.00		96,626.00	28,810.00	1,190.00	27,386.00		57,386.00
Travel Expenses-Local	28,810.00	8,376.00	59,440.00		96,626.00	28,810.00	1,190.00	27,386.00		57,386.00
Training and Scholarship Expenses	1,705,933.24	3,611,813.77	6,814,574.93		12,132,021.94	820,686.30	2,214,443.06	4,694,679.82		7,729,809.18
Training Expenses	1,705,933.24	3,611,813.77	6,814,574.93		12,132,021.94	820,686.30	2,214,443.06	4,694,679.82		7,729,809.18
Supplies and Materials Expenses	12,286.76	22,522.60	8,074.00		42,883.36	2,392.00	19,209.61	9,825.37		31,426.98
Office Supplies Expenses	12,286.76	22,522.60	8,074.00		42,883.36	2,392.00	19,209.61	9,825.37		31,426.98
Accountable Forms Expenses										
Communication Expenses	9,574.00	33,257.00	20,400.00		63,231.00	6,384.00	5,281.83	5,356.28		17,022.11
Telephone Expenses-Mobile	6,670.00	33,257.00	11,400.00		51,327.00	3,480.00	5,281.83	2,494.28		11,256.11
Internet expenses	2,904.00		9,000.00		11,904.00	2,904.00		2,862.00		5,766.00
Professional Services	1,570,707.00	1,762,702.91	127,083.03		3,460,492.94	615,575.75	779,169.76	688,560.87		2,083,306.38
Consultancy Services	1,236,908.00	1,164,279.81	(3,876.97)		2,397,310.84	426,520.00	535,196.44	414,229.15		1,375,945.59
Other Professional Services	333,799.00	598,423.00	130,960.00		1,063,182.00	189,055.75	243,973.32	274,331.72		707,360.79
Financial Assistance/Subsidy		728,622.00	13,393,080.01		14,121,702.01					
Subsidies - Others		728,622.00	13,393,080.01		14,121,702.01					
Other Maintenance and Operating Expenses	3,610.70	31,651.00	18,482.00		53,743.70	3,610.70	24,473.15	8,280.00		36,343.85
Advertising Expense										
Printing & Publication Expenses		9,600.00	6,490.00		16,090.00		5,312.15			5,312.15
Representation Expenses	3,610.70	22,051.00	11,992.00		37,653.70	3,610.70	19,161.00	8,280.00		31,031.70
Sub-total, MOOE	3,330,621.70	6,198,945.28	20,441,133.97		29,970,700.95	1,477,458.75	3,043,767.41	5,434,068.34		9,955,294.50
Capital Outlays										
Machinery & Equipment Outlay			7,980.00		7,980.00					
Info. and Communication Technology Eqpt.			7,980.00		7,980.00					
Sub-total, Capital Outlay			7,980.00		7,980.00					
GRAND TOTAL	3,330,621.70	6,198,945.28	20,449,113.97		29,978,680.95	1,477,458.75	3,043,767.41	5,434,068.34		9,955,294.50


Program/Activity/Project (P/A/P) and Account Title	Balances			
	Unreleased Appropriations	Unobligated Allotment	Unpaid Obligations	
			Due and Demandable	Not Yet Due and Demandable
1	21-(5-10)	22-(10-15)	23.00	24.00
GRANTS				
Maint. & Other Operating Expenses				
Training and Scholarship Expenses				
Financial Assistance/Subsidy				
Subsidies - Others				
Sub-total, MOOE				
Capital Outlays				
Machinery & Equipment Outlay				
Info. and Communication Technology Eqpt.				
Sub-total, Capital Outlay				
Total, GRANTS				
TOTAL, FUND 04 104 (FUND 171) CURRENT APPROPRIATIONS				
Maint. & Other Operating Expenses				39,240.00
Traveling Expenses				39,240.00
Travel Expenses-Local				4,402,212.78
Training and Scholarship Expenses				4,402,212.76
Supplies and Materials Expenses				11,456.38
Office Supplies Expenses				11,456.38
Accountable Forms Expenses				
Communication Expenses				46,208.89
Telephone Expenses-Mobile				40,070.89
Internet expenses				6,138.00
Professional Services				1,377,186.56
Consultancy Services				1,021,366.35
Other Professional Services				355,821.21
Financial Assistance/Subsidy				
Subsidies - Others				
Other Maintenance and Operating Expenses				17,399.85
Advertising Expense				10,777.85
Printing & Publication Expenses				6,622.00
Representation Expenses				
Sub-total, MOOE		154,706,931.05		20,015,406.45
Capital Outlays				
Machinery & Equipment Outlay				
Info. and Communication Technology Eqpt.				
Sub-total, Capital Outlay		1,030,714.00		7,980.00
GRAND TOTAL		155,737,645.05		20,023,386.45


STATEMENT OF APPROPRIATIONS, ALLOTMENTS, OBLIGATIONS, DISBURSEMENTS AND BALANCES


As of September 30, 2016
 Department: Department of Social Welfare and Development
 Agency: _____
 Operating Unit: _____
 Organization Code (UACS): _____
 Funding Source Code: 171 (Cluster 4)

X	Current Year Appropriations
	Supplemental Appropriations
	Continuing Appropriations

Program/Activity/Project (P/MP) and Account Title	Account Code	Appropriations				Allotments			Current Year Obligations					
		Authorized Appropriation	Adjustments (Transfer To/From, Realignment)	Adjusted Appropriations	Adjustments (Withdrawal, Realignment)	Transfer To	Transfer From	Adjusted Total Allotments	1st Quarter ending March 31	2nd Quarter ending June 30	3rd Quarter ending Sept. 30	4th Quarter ending Dec. 31	Total	
1	2	3.00	4.00	5 = (3+4)	6.00	7.00	8.00	9.00	10 = (6+-(7)+8+9)	11.00	12.00	13.00	14.00	15 = (11+12+13+14)
2. AUTOMATIC APPROPRIATIONS														
JSDF-KC	PS	-	-	-	-	-	-	-	-	-	-	-	-	-
	MOOE	-	-	-	-	-	-	-	-	-	-	-	-	-
	FE	-	-	-	-	-	-	-	-	-	-	-	-	-
	CO	-	-	-	-	-	-	-	-	-	-	-	-	-
JSDF-CDED	PS	-	37,023,885.00	37,023,885.00	37,023,885.00	-	(14,639,842.90)	14,639,842.90	37,023,885.00	3,330,621.70	5,470,323.28	20,227,533.97	-	29,028,478.95
	MOOE	-	36,990,763.00	36,990,763.00	36,990,763.00	-	(14,639,842.90)	14,639,842.90	36,990,763.00	3,330,621.70	5,470,323.28	20,227,533.97	-	29,028,478.95
	FE	-	33,122.00	33,122.00	33,122.00	-	-	-	33,122.00	-	-	-	-	-
	CO	-	-	-	-	-	-	-	-	-	-	-	-	-
AUSAID	PS	-	-	-	-	-	-	-	-	-	-	-	-	-
	MOOE	-	-	-	-	-	-	-	-	-	-	-	-	-
	FE	-	-	-	-	-	-	-	-	-	-	-	-	-
	CO	-	-	-	-	-	-	-	-	-	-	-	-	-
GRANTS	PS	-	148,692,441.00	148,692,441.00	148,692,441.00	-	(956,966.27)	956,966.27	148,692,441.00	-	728,622.00	221,580.00	-	950,202.00
	MOOE	-	147,686,869.00	147,686,869.00	147,686,869.00	-	(946,982.22)	946,982.22	147,686,869.00	-	728,622.00	213,600.00	-	942,222.00
	FE	-	1,005,572.00	1,005,572.00	1,005,572.00	-	(9,984.05)	9,984.05	1,005,572.00	-	-	7,980.00	-	7,980.00
	CO	-	-	-	-	-	-	-	-	-	-	-	-	-
GRAND TOTAL	PS	-	185,716,326.00	185,716,326.00	185,716,326.00	-	(15,596,809.17)	15,596,809.17	185,716,326.00	3,330,621.70	6,198,945.28	20,449,113.97	-	29,978,680.95
	MOOE	-	184,677,632.00	184,677,632.00	184,677,632.00	-	(15,586,825.12)	15,586,825.12	184,677,632.00	3,330,621.70	6,198,945.28	20,441,133.97	-	29,970,700.95
	FE	-	1,038,694.00	1,038,694.00	1,038,694.00	-	(9,984.05)	9,984.05	1,038,694.00	-	-	7,980.00	-	7,980.00
	CO	-	-	-	-	-	-	-	-	-	-	-	-	-

Certified Correct:  LEAH MAE S. COLES
 OIC, Accounting Division
 Date: _____

Certified Correct:  EMER M. TOLENTINO
 OIC, Budget Division
 Date: _____

Approved by:  DESEREY S. FAJARDO
 Director, Financial Management Service
 Date: _____

Program/Activity/Project (PI/P) and Account Title	Disbursements						Balances			
	1st Quarter ending March 31	2nd Quarter ending June 30	3rd Quarter ending Sept. 30	4th Quarter ending Dec. 31	Total	Unreleased Appropriations	Unobligated Allotment	Unpaid Obligations Due and Demandabl	Unpaid Obligations Not Yet Due and Demandabl	
	16.00	17.00	18.00	19.00	20=(16+17+18+19)	21=(5-10)	22=(10-15)	23.00	24.00	
1										
2. AUTOMATIC APPROPRIATIONS										
JSD-F-KC										
PS										
MOOE										
FE										
CO										
JSD-F-COED	1,477,468.75	3,043,767.41	5,434,088.34		9,955,294.50		7,995,408.05		19,073,184.45	
PS										
MOOE	1,477,468.75	3,043,767.41	5,434,088.34		9,955,294.50		7,962,284.05		19,073,184.45	
FE							33,122.00			
CO										
AUSAID										
PS										
MOOE										
FE										
CO										
GRANTS							147,742,239.00		950,202.00	
PS										
MOOE							146,744,647.00		942,222.00	
FE										
CO							997,592.00		7,980.00	
GRAND TOTAL	1,477,468.75	3,043,767.41	5,434,088.34		9,955,294.50		155,737,645.05		20,023,386.45	
PS							155,737,645.05			
MOOE	1,477,468.75	3,043,767.41	5,434,088.34		9,955,294.50		154,706,931.05		20,015,406.45	
FE										
CO							1,030,714.00		7,980.00	