

DETAILED STATEMENT OF CURRENT YEAR'S OBLIGATIONS, DISBURSEMENTS AND UNPAID OBLIGATIONS

As of December 31, 2013

Department: Office of the Secretary


Agency/Operating Units: Department of Social Welfare and Development

Region/Province/City: Quezon City


Fund: 151

Program/Activity/Project (PIA/P) and Account Title	Account Code	Current Year Obligations					Disbursements					Balance (Unpaid Obligations) 13=(7-12)= (14+15)	Breakdown of Unpaid Obligations	
		1st Quarter ending March 31	2nd Quarter ending June 30	3rd Quarter ending Sept. 30	4th Quarter ending Dec. 31	Total	1st Quarter ending March 31	2nd Quarter ending June 30	3rd Quarter ending Sept. 30	4th Quarter ending Dec. 31	Total		Accounts Payable	Obligations Not Yet Due and Demandable
1	2	3	4	6	8	7	8	9	10	11	12	13=(7-12)= (14+15)	14	15
1. CURRENT YEAR BUDGET/APPROPRIATIONS														
C. AUTOMATIC APPROPRIATIONS														
DONATIONS FOR NCR CENTERS/INSTITUTIONS														
Maintenance & Other Operating Expenses														
Supplies and Materials Expenses														
Office Supplies Expenses	755	-	4,075.00	-	-	4,075.00	-	-	-	-	-	4,075.00	-	4,075.00
Drugs and Medicines Expenses	759	-	-	6,000.00	65,000.00	71,000.00	-	-	6,000.00	-	6,000.00	65,000.00	66,782.81	6,217.19
Medical, Dental and Laboratory Supplies Expenses	760	-	-	-	993.22	993.22	-	-	-	-	-	993.22	993.22	-
Other Supplies Expenses	765	-	32,544.80	-	24,455.20	57,000.00	-	32,544.80	-	-	32,544.80	24,455.20	24,455.20	-
Utility Expenses	-	-	-	-	-	-	-	-	-	-	-	-	-	-
Electricity Expenses	767	-	-	800,494.65	-	800,494.65	-	-	800,494.65	-	800,494.65	-	-	-
TOTAL CURRENT YEAR BUDGET/APPROPRIATION			36,619.80	806,494.65	90,445.42	933,562.87		32,544.80	806,494.65		839,039.45	64,523.42	82,231.23	12,292.19
16. PRIOR YEARS' BUDGET/CONTINUING APPROPRIATION														
E. Unobligated Allotment														
Maintenance & Other Operating Expenses														
Supplies and Materials Expenses														
Food Supplies Expenses	758	-	-	9,999.45	-	9,999.45	-	64.90	-	-	64.90	9,934.55	9,934.55	-
Drugs and Medicines Expenses	759	-	-	9,122.00	10,604.01	19,786.91	-	-	-	-	-	19,786.91	19,786.91	-
Medical, Dental and Laboratory Supplies Expenses	760	-	-	12,041.00	-	12,041.00	-	12,041.00	-	-	12,041.00	-	-	-
Subsidies and Donations														
Donations	878	-	-	-	6,875,981.00	6,875,981.00	-	-	-	-	-	6,875,981.00	-	6,875,981.00
Other Maintenance and Operating Expenses														
Other Maintenance and Operating Expenses	899	-	9,369.00	-	-	9,369.00	-	8,670.00	-	-	8,670.00	699.00	699.00	-
Capital Outlays														
Buildings														
Other Structures	215	-	171,113.00	22,741,138.11	20,374,568.39	43,286,809.50	-	957,893.38	-	35,224,690.40	36,182,583.78	7,104,225.72	959,877.72	6,134,348.00
Transportation Equipment														
Motor Vehicles	241	7,000,000.00	12,768.00	6,991,584.00	29,210,648.00	43,185,000.00	-	-	-	13,491,000.00	13,491,000.00	28,694,000.00	13,801,318.93	15,882,681.07
TOTAL PRIOR YEARS' BUDGET/CONTINUING APPROPRIATION		7,000,000.00	193,250.00	25,733,655.46	56,471,651.40	83,398,988.56		976,669.38		48,715,690.40	49,664,359.80	43,704,627.19	14,801,817.11	28,863,010.07
GRAND TOTAL		7,000,000.00	225,869.80	30,540,380.11	56,882,299.82	84,332,849.73		1,011,214.08	806,304.65	48,715,690.40	80,533,399.13	43,789,150.60	14,883,846.34	28,915,302.26

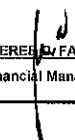
Certified Correct:


ZENIDA L. FAROL
Chief, Budget Division

Certified Correct: Certified Correct:


MERIEL P. CASTILLO
OIC, Accounting Division

Approved By:


DESEREY B. FAJARDO
Director, Financial Management Service