


MONTHLY REPORT OF DISBURSEMENTS  
For the month of June 2020

Department of Social Welfare and Development (DSWD)						Agency Office of the Secretary Fund Cluster: 01 - Regular Agency Fund											Operating Units Regional Office - ALL Report Status: SUBMITTED									
Organization Code (UACS)						PRIOR YEAR'S ACCOUNTS PAYABLE											CURRENT YEAR'S ACCOUNTS PAYABLE					GRAND TOTAL				
PARTICULARS	PS	MODE	Fin. Exp	CO	TOTAL	PS	MODE	Fin. Exp	CO	Sub-Total	PS	MODE	Fin. Exp	CO	Sub-Total	TOTAL	SUB-TOTAL	PS	MODE	Fin. Exp	CO	TOTAL	REMARKS			
																								PS	MODE	Fin. Exp
CASH DISBURSEMENTS	497,757,319.96	8,689,614,571.51	-	3,933,294.00	9,191,305,185.37	6,486,105.67	2,303,859,289.26	22,769,906.73	33,302,018.02	2,816,277,320.68	3,105,256.88	465,400,838.68	-	10,693,865.48	479,367,951.04	3,845,795,281.72	12,037,100,467.09	507,346,683.51	11,458,884,699.33	22,769,906.73	48,097,177.50	12,037,100,467.09				
Notice of Cash Allocation (NCA)	417,391,189.49	8,612,516,768.05	-	3,933,294.00	9,023,901,171.54	6,326,287.74	2,011,613,494.20	22,769,906.73	28,606,122.89	2,809,315,815.01	2,933,777.45	110,922,815.32	-	10,647,328.59	330,415,621.35	3,399,729,635.96	11,431,590,808.50	426,658,675.12	10,940,763,081.37	22,769,906.73	47,365,945.38	11,431,590,808.50				
MDS Checks Issued	39,404,581.60	892,339,168.81	-	3,481,239.00	1,005,413,989.41	5,129,394.97	1,529,968,093.06	22,769,906.73	7,806,977.50	1,595,614,972.35	492,928.67	210,914,092.96	-	156,360.72	210,929,378.32	1,781,557,274.71	5,651,599,498.58	321,635,199.88	5,330,000,000.00	22,769,906.73	11,444,377.32	5,330,000,000.00				
Advance to Debit Account	317,687,537.89	7,705,997,599.24	-	-	452,655.00	-	-	-	-	-	-	-	-	-	-	-	-	-	-	-	-	-	-			
Notice of Transfer Allocations (NTA)	90,365,210.47	77,877,803.36	-	-	137,444,013.83	158,818.89	292,205,721.05	-	4,694,825.72	297,111,546.67	271,779.03	148,769,023.55	-	14,336.50	148,954,139.09	445,065,644.76	603,509,658.60	80,697,608.39	518,101,617.98	-	4,710,232.22	603,509,658.60				
MDS Checks Issued	45,280,681.34	187,099,364.70	-	-	232,800,026.13	110,059.83	225,232,669.39	-	-	225,352,029.22	37,459.44	121,151,674.35	-	14,336.50	121,109,479.30	346,555,499.52	579,555,525.65	45,947,189.61	533,394,008.54	-	14,336.50	579,555,525.65				
Advance to Debit Account	34,525,549.13	110,921,551.43	-	-	75,358,012.30	-	87,022,111.67	-	4,695,825.72	73,759,476.45	130,319.59	17,616,349.20	-	-	27,750,658.79	99,510,145.24	24,154,132.84	34,750,627.78	-	(15,292,290.56)	-	4,695,825.72	24,154,132.84			
Working Fund for FAPs	-	-	-	-	-	-	-	-	-	-	-	-	-	-	-	-	-	-	-	-	-	-	-			
Cash Disbursement Ceiling (CDC)	-	-	-	-	-	-	-	-	-	-	-	-	-	-	-	-	-	-	-	-	-	-	-			
TOTAL CASH DISBURSEMENTS	497,757,319.96	8,689,614,571.51	-	3,933,294.00	9,191,305,185.37	6,486,105.67	2,303,859,289.26	22,769,906.73	33,302,018.02	2,816,277,320.68	3,105,256.88	465,400,838.68	-	10,693,865.48	479,367,951.04	3,845,795,281.72	12,037,100,467.09	507,346,683.51	11,458,884,699.33	22,769,906.73	48,097,177.50	12,037,100,467.09				
NON-CASH DISBURSEMENTS	17,680,844.97	13,018,608.53	-	224,191.20	30,923,644.70	106,692.94	24,336,945.45	492.20	1,733,213.62	26,179,345.21	14,447.87	2,643,890.66	-	614,822.52	3,273,161.03	29,452,506.26	60,376,150.95	17,803,985.78	39,999,445.64	492.20	2,572,227.34	60,376,150.95				
Tax Remittance Advances Issued (TRA)	17,680,844.97	13,018,608.53	-	224,191.20	30,923,644.70	106,692.94	24,336,945.45	492.20	1,733,213.62	26,179,345.21	14,447.87	2,643,890.66	-	614,822.52	3,273,161.03	29,452,506.26	60,376,150.95	17,803,985.78	39,999,445.64	492.20	2,572,227.34	60,376,150.95				
Non-Cash Availment Authority (NCAA)	-	-	-	-	-	-	-	-	-	-	-	-	-	-	-	-	-	-	-	-	-	-	-			
Disbursements effected through outright deductions from claims (e.g. personal benefits)	-	-	-	-	-	-	-	-	-	-	-	-	-	-	-	-	-	-	-	-	-	-	-			
Restitution for loss of government property	-	-	-	-	-	-	-	-	-	-	-	-	-	-	-	-	-	-	-	-	-	-	-			
Liquidated damages and similar claims	-	-	-	-	-	-	-	-	-	-	-	-	-	-	-	-	-	-	-	-	-	-	-			
Others (e.g. TEF, DTA, Stamp, etc.)	-	-	-	-	-	-	-	-	-	-	-	-	-	-	-	-	-	-	-	-	-	-	-			
TOTAL NON-CASH DISBURSEMENTS	17,680,844.97	13,018,608.53	-	224,191.20	30,923,644.70	106,692.94	24,336,945.45	492.20	1,733,213.62	26,179,345.21	14,447.87	2,643,890.66	-	614,822.52	3,273,161.03	29,452,506.26	60,376,150.95	17,803,985.78	39,999,445.64	492.20	2,572,227.34	60,376,150.95				
GRAND TOTAL	515,438,164.93	8,702,633,179.94	-	4,157,485.20	9,223,228,830.07	6,592,798.61	2,328,205,234.70	22,770,398.93	35,035,231.64	2,842,456,665.88	3,119,704.75	468,044,729.34	-	11,476,688.00	482,641,112.09	3,875,247,787.97	12,097,476,618.03	526,150,669.29	11,498,884,144.99	22,770,398.93	50,669,404.84	12,097,476,618.03				

Particulars	Previous Report	This Month	As of Date
Total Disbursement Authorities Received	323,392,630,308.18	4,947,442,261.67	356,410,192,790.15
NCA	284,217,832,285.00	1,789,555,090.60	286,007,387,375.60
NTA	93,000,107,730.54	2,997,510,241.01	95,997,617,971.55
Working Fund	-	-	-
TRA	274,550,382.64	60,376,150.96	334,926,533.60
CDC	-	-	-
NCAA	-	-	-
Less: Notice of Transfer of Allocations (NTA) Issued	93,000,207,730.54	2,997,510,241.01	95,997,717,971.55
Total Disbursement Authorities Available	258,592,482,657.64	1,849,932,150.66	260,442,414,818.60
Less:			
Lapsed NCA	1,894,249,483.15	68,307,706,797.71	70,202,956,192.86
Disbursements	157,813,513,576.90	12,097,476,618.05	169,911,990,194.95
Less: Other Non-Cash Disbursements	(5,823,713.55)	(542,896.43)	(6,366,609.98)
Disbursements effected through outright deductions from claims	-	-	-
Overpayment of expenses (e.g. personal benefits)	-	-	-
Restitution for loss of government property	-	-	-
Liquidated damages and similar claims	-	-	-
Others (e.g. TEF, DTA, Stamp, etc.)	-	-	-
Adjustments (e.g. cancelled/staled checks)	(5,823,713.55)	(542,896.43)	(6,366,609.98)
Balance of Disbursement Authorities as at date	96,882,742,619.14	96,554,708,278.37	328,034,340.77
Total Disbursements Program	55,168,553,000.00	3,645,424,000.00	58,813,977,000.00
Less: Actual Disbursements	157,813,513,576.90	12,096,933,211.62	169,910,446,788.52
(Over)/Under spending	(102,645,937,563.35)	(8,451,509,711.62)	(111,097,447,284.97)

Certified by:   
 JUBIE B. MARAS-COLES  
 Agency Chief Accountant


Approved by:   
 ROLANDO JOSELYTO D. BAUTISTA  
 Secretary, DSWD

**MONTHLY REPORT OF DISBURSEMENTS**  
For the month of June 2020

Department: Department of Social Welfare and Development (DSWD) Agency: Office of the Secretary Operating Unit: Regional Office - ALL  
 Organization Code (UACS): Fund Cluster: 02 - Foreign Assisted Project Report Status: SUBMITTED

PARTICULARS	CURRENT YEAR BUDGET				PRIOR YEAR'S ACCOUNTS PAYABLE					PRIOR YEAR'S BUDGET					SUB-TOTAL	GRAND TOTAL				REMARKS	
	PS	MOOE	Fin. Exp	CO	PS	MOOE	Fin. Exp	CO	Sub-Total	PS	MOOE	Fin. Exp	CO	Sub-Total		TOTAL	PS	MOOE	Fin. Exp		CO
	CASH DISBURSEMENTS	-	37,615,348.65	-	-	37,615,348.65	-	9,035,319.24	-	-	9,035,319.24	-	21,721,223.32	-		-	21,721,223.32	30,756,542.56	68,371,891.21		-
Notice of Cash Allocation (NCA)	-	2,258,428.23	-	-	2,258,428.23	-	1,750,408.90	-	-	1,750,408.90	-	237,436.37	-	-	237,436.37	1,987,845.27	4,245,973.50	-	-	4,245,973.50	-
MDS Checks Issued	-	82,946.32	-	-	82,946.32	-	-	-	-	-	-	300.00	-	-	300.00	300.00	83,246.32	-	-	83,246.32	-
Advice to Debit Account	-	2,175,181.91	-	-	2,175,181.91	-	1,750,408.90	-	-	1,750,408.90	-	237,136.37	-	-	237,136.37	1,987,545.17	4,162,727.18	-	-	4,162,727.18	-
Notice of Transfer Allocations (NTA)	-	35,328,720.42	-	-	35,328,720.42	-	5,467,334.69	-	-	5,467,334.69	-	21,160,092.56	-	-	21,160,092.56	26,627,367.25	61,956,087.67	-	-	61,956,087.67	-
MDS Checks Issued	-	23,532,869.75	-	-	23,532,869.75	-	4,105,953.82	-	-	4,105,953.82	-	7,626,663.48	-	-	7,626,663.48	11,732,617.30	35,265,487.05	-	-	35,265,487.05	-
Advice to Debit Account	-	11,795,850.67	-	-	11,795,850.67	-	1,361,360.87	-	-	1,361,360.87	-	13,533,369.08	-	-	13,533,369.08	14,694,749.95	26,690,600.62	-	-	26,690,600.62	-
Working Fund for FAPs	-	28,500.00	-	-	28,500.00	-	1,817,575.65	-	-	1,817,575.65	-	323,754.39	-	-	323,754.39	2,141,330.04	2,169,830.04	-	-	2,169,830.04	-
Cash Disbursement Ceiling (CDC)	-	-	-	-	-	-	-	-	-	-	-	-	-	-	-	-	-	-	-	-	-
<b>TOTAL CASH DISBURSEMENTS</b>	-	<b>37,615,348.65</b>	-	-	<b>37,615,348.65</b>	-	<b>9,035,319.24</b>	-	-	<b>9,035,319.24</b>	-	<b>21,721,223.32</b>	-	-	<b>21,721,223.32</b>	<b>30,756,542.56</b>	<b>68,371,891.21</b>	-	-	<b>68,371,891.21</b>	-
NON-CASH DISBURSEMENTS	-	919,826.12	-	-	919,826.12	-	351,954.36	-	-	351,954.36	-	196,104.92	-	-	196,104.92	548,059.28	1,467,885.40	-	-	1,467,885.40	-
Tax Remittance Advices Issued (TRA)	-	919,826.12	-	-	919,826.12	-	351,954.36	-	-	351,954.36	-	183,534.92	-	-	183,534.92	535,489.28	1,455,315.40	-	-	1,455,315.40	-
Non-Cash Availment Authority (NCAA)	-	-	-	-	-	-	-	-	-	-	-	-	-	-	-	-	-	-	-	-	-
Disbursements effected through outright deductions from claims (please specify...)	-	-	-	-	-	-	-	-	-	-	-	12,570.00	-	-	12,570.00	12,570.00	12,570.00	-	-	12,570.00	-
Overpayment of expenses (e.g. personnel benefits)	-	-	-	-	-	-	-	-	-	-	-	-	-	-	-	-	-	-	-	-	-
Restitution for loss of government property	-	-	-	-	-	-	-	-	-	-	-	-	-	-	-	-	-	-	-	-	-
Liquidated damages and similar claims	-	-	-	-	-	-	-	-	-	-	-	-	-	-	-	-	-	-	-	-	-
Others (TEF, BTR, Documentary Stamp Tax, etc.)	-	-	-	-	-	-	-	-	-	-	-	12,570.00	-	-	12,570.00	12,570.00	12,570.00	-	-	12,570.00	-
<b>TOTAL NON-CASH DISBURSEMENTS</b>	-	<b>919,826.12</b>	-	-	<b>919,826.12</b>	-	<b>351,954.36</b>	-	-	<b>351,954.36</b>	-	<b>196,104.92</b>	-	-	<b>196,104.92</b>	<b>548,059.28</b>	<b>1,467,885.40</b>	-	-	<b>1,467,885.40</b>	-
<b>GRAND TOTAL</b>	-	<b>38,535,174.77</b>	-	-	<b>38,535,174.77</b>	-	<b>9,387,273.60</b>	-	-	<b>9,387,273.60</b>	-	<b>21,917,328.24</b>	-	-	<b>21,917,328.24</b>	<b>31,304,601.84</b>	<b>69,839,776.61</b>	-	-	<b>69,839,776.61</b>	-

Particulars	Previous Report	This Month	As of Date
(1)	(2)	(3)	(4)
Total Disbursement Authorities Received	1,793,654,477.85	78,052,194.78	1,871,706,672.63
NCA	611,816,000.00	46,312,000.00	658,128,000.00
NTA	289,011,844.31	29,881,887.82	318,893,732.13
Working Fund	886,055,112.50	402,991.56	886,462,104.46
TRA	6,739,208.19	1,455,315.40	8,194,523.59
CDC	28,312.45	-	28,312.45
NCAA	-	-	-
Less: Notice of Transfer of Allotments (NTA) Issued	289,011,844.31	29,881,887.82	318,893,732.13
Total Disbursement Authorities Available	1,504,642,633.54	48,170,306.96	1,552,812,940.50
Less:			
Lapsed NCA	94,662,666.13	259,031,950.44	353,694,616.57
Disbursements	296,006,757.62	69,839,776.61	365,846,534.23
Less: Other Non-Cash Disbursements	(10,053.00)	(12,570.00)	(22,623.00)
Disbursements effected through outright deductions from claims	-	-	-
Overpayment of expenses (e.g. personnel benefits)	-	-	-
Restitution for loss of government property	-	-	-
Liquidated damages and similar claims	-	-	-
Others (e.g. TEF, BTR, Docs Stamp, etc.)	-	-	-
Add/Less: Adjustments (e.g. cancelled/staled checks)	(10,053.00)	(12,570.00)	(22,623.00)
Balance of Disbursement Authorities as at date	1,113,981,260.78	(280,688,850.09)	833,292,410.69
Total Disbursements Program	689,692,429.29	124,583,232.87	814,275,662.16
Less: *Actual Disbursements	295,938,704.62	69,827,206.61	365,825,911.23
(Over)/Under spending	393,693,724.67	54,756,026.26	448,449,750.93

Certified Correct:   
 Jubie Leah Mae S. Coles  
 Agency Chief Accountant


Approved by:   
 Rolando Jose Lito D. Bautista  
 Secretary, DSWD

MONTHLY REPORT OF DISBURSEMENTS  
For the month of June 2020

Department: Department of Social Welfare and Development (DSWD)						Agency: Office of the Secretary						Operating Unit: Regional Office - All											
Organization Code (UACS):						Fund Cluster: D4- Foreign Assisted Project GRANTS						Report Status: SUBMITTED											
PARTICULARS	CURRENT YEAR BUDGET					PRIOR YEAR'S ACCOUNTS PAYABLE					CURRENT YEAR'S ACCOUNTS PAYABLE					GRAND TOTAL					REMARKS		
	PS	MOOE	Fin. Exp	CO	TOTAL	PS	MOOE	Fin. Exp	CO	Sub-Total	PS	MOOE	Fin. Exp	CO	Sub-Total	TOTAL	SUB-TOTAL	PS	MOOE	Fin. Exp		CO	TOTAL
CASH DISBURSEMENTS	-	2,065,574.30	-	-	2,065,574.30	-	300,365.54	-	-	300,365.54	-	-	-	-	-	300,365.54	2,365,939.84	-	2,365,939.84	-	-	-	2,365,939.84
Notice of Cash Allocation (NCA)	-	1,675,284.17	-	-	1,675,284.17	-	300,365.54	-	-	300,365.54	-	-	-	-	-	300,365.54	1,975,649.71	-	1,975,649.71	-	-	-	1,975,649.71
MDS Checks Issued	-	8,701.44	-	-	8,701.44	-	-	-	-	-	-	-	-	-	-	-	8,701.44	-	8,701.44	-	-	-	8,701.44
Advice to Debit Account	-	1,666,582.73	-	-	1,666,582.73	-	300,365.54	-	-	300,365.54	-	-	-	-	-	300,365.54	1,966,948.27	-	1,966,948.27	-	-	-	1,966,948.27
Notice of Transfer Allocations (NTA)	-	390,290.13	-	-	390,290.13	-	-	-	-	-	-	-	-	-	-	-	390,290.13	-	390,290.13	-	-	-	390,290.13
MDS Checks Issued	-	390,290.13	-	-	390,290.13	-	-	-	-	-	-	-	-	-	-	-	390,290.13	-	390,290.13	-	-	-	390,290.13
Advice to Debit Account	-	-	-	-	-	-	-	-	-	-	-	-	-	-	-	-	-	-	-	-	-	-	-
Working Fund for FAPs	-	-	-	-	-	-	-	-	-	-	-	-	-	-	-	-	-	-	-	-	-	-	-
Cash Disbursement Ceiling (CDC)	-	-	-	-	-	-	-	-	-	-	-	-	-	-	-	-	-	-	-	-	-	-	-
<b>TOTAL CASH DISBURSEMENTS</b>	-	<b>2,065,574.30</b>	-	-	<b>2,065,574.30</b>	-	<b>300,365.54</b>	-	-	<b>300,365.54</b>	-	-	-	-	-	<b>300,365.54</b>	<b>2,365,939.84</b>	-	<b>2,365,939.84</b>	-	-	-	<b>2,365,939.84</b>
NON-CASH DISBURSEMENTS	-	160,795.44	-	-	160,795.44	-	37,324.46	-	-	37,324.46	-	-	-	-	-	37,324.46	198,119.90	-	198,119.90	-	-	-	198,119.90
Tax Remittance Advices Issued (TRA)	-	160,795.44	-	-	160,795.44	-	37,324.46	-	-	37,324.46	-	-	-	-	-	37,324.46	198,119.90	-	198,119.90	-	-	-	198,119.90
Non-Cash Availment Authority (NCAA)	-	-	-	-	-	-	-	-	-	-	-	-	-	-	-	-	-	-	-	-	-	-	-
Disbursements effected through outright deductions from claims (please specify...)	-	-	-	-	-	-	-	-	-	-	-	-	-	-	-	-	-	-	-	-	-	-	-
Overpayment of expenses (e.g. personnel benefits)	-	-	-	-	-	-	-	-	-	-	-	-	-	-	-	-	-	-	-	-	-	-	-
Restitution for loss of government property	-	-	-	-	-	-	-	-	-	-	-	-	-	-	-	-	-	-	-	-	-	-	-
Liquidated damages and similar claims	-	-	-	-	-	-	-	-	-	-	-	-	-	-	-	-	-	-	-	-	-	-	-
Others (TEF, BTr, Documentary Stamp Tax, etc.)	-	-	-	-	-	-	-	-	-	-	-	-	-	-	-	-	-	-	-	-	-	-	-
<b>TOTAL NON-CASH DISBURSEMENTS</b>	-	<b>160,795.44</b>	-	-	<b>160,795.44</b>	-	<b>37,324.46</b>	-	-	<b>37,324.46</b>	-	-	-	-	-	<b>37,324.46</b>	<b>198,119.90</b>	-	<b>198,119.90</b>	-	-	-	<b>198,119.90</b>
<b>GRAND TOTAL</b>	-	<b>2,226,369.74</b>	-	-	<b>2,226,369.74</b>	-	<b>337,690.00</b>	-	-	<b>337,690.00</b>	-	-	-	-	-	<b>337,690.00</b>	<b>2,564,059.74</b>	-	<b>2,564,059.74</b>	-	-	-	<b>2,564,059.74</b>

SUMMARY			
Particulars	Previous Report	This Month	As of Date
(1)	(2)	(3)	(4)
Total Disbursement Authorities Received	72,519,607.80	10,819,256.45	83,338,864.25
NCA	79,745,000.00	5,617,838.24	76,362,838.24
NTA	1,223,604.50	4,803,298.31	6,026,902.81
Working Fund	-	-	-
TRA	551,003.30	198,119.90	749,123.20
CDC	-	-	-
NCAA	-	-	-
Less: Notice of Transfer of Allotments (NTA) Issued	1,223,604.50	4,803,298.31	6,026,902.81
Total Disbursement Authorities Available	71,296,003.30	5,815,958.14	77,111,961.44
Less:			
Lapsed NCA	31,434,559.33	(31,434,559.33)	-
Disbursements	11,533,403.95	2,564,059.74	14,097,463.69
Less: Other Non-Cash Disbursements	-	-	-
Disbursements effected through outright deductions from claims	-	-	-
Overpayment of expenses (e.g. personnel benefits)	-	-	-
Restitution for loss of government property	-	-	-
Liquidated damages and similar claims	-	-	-
Others (e.g. TEF, BTr, Docs Stamp, etc.)	-	-	-
Add/Less: Adjustments (e.g. cancelled/stated checks)	-	-	-
Balance of Disbursement Authorities as at date	28,328,040.02	34,686,457.73	63,014,497.75
Total Disbursements Program	71,403,369.00	660,846.00	72,064,215.00
Less: *Actual Disbursements	11,533,403.95	2,564,059.74	14,097,463.69
(Over)/Under spending	59,869,965.05	(1,903,213.74)	57,966,751.31

Certified Correct:  
  
JUBIE E. AHMADS, COLES  
Agency Chief Accountant

Approved By:  
  
ROLANDO JOSE LITO D. BAUTISTA  
Secretary, DSWD