


MONTHLY REPORT OF DISBURSEMENTS  
For the month of January 2021

Department: Department of Social Welfare and Development (DSWD)						Agency: Office of the Secretary						Operating Unit: Regional Office - ALL											
Organization Code (UACS)						Fund Cluster: 01 - Regular Agency Fund						Report Status: SUBMITTED											
PARTICULARS	CURRENT YEAR BUDGET					PRIOR YEAR'S ACCOUNTS PAYABLE					CURRENT YEAR'S ACCOUNTS PAYABLE					GRAND TOTAL					REMARKS		
	PS	MOOE	Fin. Exp	CO	TOTAL	PS	MOOE	Fin. Exp	CO	Sub-Total	PS	MOOE	Fin. Exp	CO	Sub-Total	TOTAL	SUB-TOTAL	PS	MOOE	Fin. Exp		CO	TOTAL
CASH DISBURSEMENTS	285,682,929.84	807,543,871.41	-	-	1,093,226,801.25	84,065,038.66	1,017,469,515.28	-	-	9,229,483.96	1,110,764,037.90	-	-	-	-	1,110,764,037.90	2,203,990,839.15	369,747,968.50	1,825,013,386.69	-	-	9,229,483.96	2,203,990,839.15
Notice of Cash Allocation (NCA)	232,567,621.81	784,482,570.24	-	-	1,017,050,192.05	63,574,619.41	902,619,404.93	-	-	9,229,483.96	975,423,508.30	-	-	-	-	975,423,508.30	1,992,473,700.35	296,142,241.22	1,687,101,975.17	-	-	9,229,483.96	1,992,473,700.35
MDS Checks Issued	60,734,479.43	702,726,492.53	-	-	763,460,971.96	15,925,877.65	612,075,326.10	-	-	-	628,001,203.75	-	-	-	-	628,001,203.75	1,391,462,175.71	76,660,357.08	1,314,801,818.63	-	-	-	1,391,462,175.71
Advice to Debit Account	171,833,142.38	81,756,077.71	-	-	253,589,220.09	47,648,741.76	250,544,078.83	-	-	9,229,483.96	347,422,304.55	-	-	-	-	347,422,304.55	601,011,524.64	219,481,884.14	372,300,156.54	-	-	9,229,483.96	601,011,524.64
Notice of Transfer Allocations (NTA)	53,115,308.03	23,061,301.17	-	-	76,176,609.20	20,490,419.25	114,850,110.35	-	-	-	135,340,529.60	-	-	-	-	135,340,529.60	211,517,138.80	73,605,727.28	137,911,411.52	-	-	-	211,517,138.80
MDS Checks Issued	19,869,320.65	19,231,471.83	-	-	39,100,792.48	10,619,555.25	102,024,177.42	-	-	-	112,643,732.67	-	-	-	-	112,643,732.67	151,744,525.15	30,488,875.90	121,255,649.25	-	-	-	151,744,525.15
Advice to Debit Account	33,245,987.38	3,829,829.34	-	-	37,075,816.72	9,870,864.00	12,825,932.93	-	-	-	22,696,796.93	-	-	-	-	22,696,796.93	59,772,613.65	43,116,851.38	16,655,762.27	-	-	-	59,772,613.65
Working Fund for FAP	-	-	-	-	-	-	-	-	-	-	-	-	-	-	-	-	-	-	-	-	-	-	-
Cash Disbursement Ceiling (CDC)	-	-	-	-	-	-	-	-	-	-	-	-	-	-	-	-	-	-	-	-	-	-	-
<b>TOTAL CASH DISBURSEMENTS</b>	<b>285,682,929.84</b>	<b>807,543,871.41</b>	<b>-</b>	<b>-</b>	<b>1,093,226,801.25</b>	<b>84,065,038.66</b>	<b>1,017,469,515.28</b>	<b>-</b>	<b>-</b>	<b>9,229,483.96</b>	<b>1,110,764,037.90</b>	<b>-</b>	<b>-</b>	<b>-</b>	<b>-</b>	<b>1,110,764,037.90</b>	<b>2,203,990,839.15</b>	<b>369,747,968.50</b>	<b>1,825,013,386.69</b>	<b>-</b>	<b>-</b>	<b>9,229,483.96</b>	<b>2,203,990,839.15</b>
NON-CASH DISBURSEMENTS	22,236,746.55	7,370,050.22	-	-	29,606,796.77	1,026,543.23	20,120,988.16	-	-	38,160.48	21,185,691.87	-	-	-	-	21,185,691.87	50,792,488.64	23,263,289.78	27,491,038.38	-	-	38,160.48	50,792,488.64
Tax Remittance Advices Issued (TRA)	22,236,746.55	7,370,050.22	-	-	29,606,796.77	1,026,543.23	20,120,988.16	-	-	38,160.48	21,185,691.87	-	-	-	-	21,185,691.87	50,792,488.64	23,263,289.78	27,491,038.38	-	-	38,160.48	50,792,488.64
Non-Cash Availment Authority (NCAA)	-	-	-	-	-	-	-	-	-	-	-	-	-	-	-	-	-	-	-	-	-	-	-
Disbursements effected through outright deductions from claims (please specify: 1.)	-	-	-	-	-	-	-	-	-	-	-	-	-	-	-	-	-	-	-	-	-	-	-
Overpayment of expenses (e.g. personnel benefits)	-	-	-	-	-	-	-	-	-	-	-	-	-	-	-	-	-	-	-	-	-	-	-
Restitution for loss of government property	-	-	-	-	-	-	-	-	-	-	-	-	-	-	-	-	-	-	-	-	-	-	-
Liquidated damages and similar claims	-	-	-	-	-	-	-	-	-	-	-	-	-	-	-	-	-	-	-	-	-	-	-
Others (TEF, BIR, Documentary Stamp Tax, etc.)	-	-	-	-	-	-	-	-	-	-	-	-	-	-	-	-	-	-	-	-	-	-	-
<b>TOTAL NON-CASH DISBURSEMENTS</b>	<b>22,236,746.55</b>	<b>7,370,050.22</b>	<b>-</b>	<b>-</b>	<b>29,606,796.77</b>	<b>1,026,543.23</b>	<b>20,120,988.16</b>	<b>-</b>	<b>-</b>	<b>38,160.48</b>	<b>21,185,691.87</b>	<b>-</b>	<b>-</b>	<b>-</b>	<b>-</b>	<b>21,185,691.87</b>	<b>50,792,488.64</b>	<b>23,263,289.78</b>	<b>27,491,038.38</b>	<b>-</b>	<b>-</b>	<b>38,160.48</b>	<b>50,792,488.64</b>
<b>GRAND TOTAL</b>	<b>307,919,676.39</b>	<b>814,913,921.63</b>	<b>-</b>	<b>-</b>	<b>1,122,833,598.02</b>	<b>85,091,581.89</b>	<b>1,037,590,503.44</b>	<b>-</b>	<b>-</b>	<b>9,267,644.44</b>	<b>1,131,949,729.77</b>	<b>-</b>	<b>-</b>	<b>-</b>	<b>-</b>	<b>1,131,949,729.77</b>	<b>2,254,783,327.79</b>	<b>393,011,258.28</b>	<b>1,852,504,425.07</b>	<b>-</b>	<b>-</b>	<b>9,267,644.44</b>	<b>2,254,783,327.79</b>

SUMMARY			
Particulars	Previous Report	This Month	As of Date
(1)	(2)	(3)	(4)
Total Disbursement Authorities Received	-	5,102,405,739.15	5,102,405,739.15
NCA	-	4,249,765,000.00	4,249,765,000.00
NTA	-	801,848,250.51	801,848,250.51
Working Fund	-	-	-
TRF	-	50,792,488.64	50,792,488.64
CDC	-	-	-
NCAA	-	-	-
Less: Notice of Transfer of Allocations (NTA) issued	-	801,848,250.51	801,848,250.51
Total Disbursement Authorities Available	-	4,300,557,488.64	4,300,557,488.64
Less:	-	-	-
Lapsed NCA	-	-	-
Disbursements	-	2,254,783,327.79	2,254,783,327.79
Less: Other Non-Cash Disbursements	-	-	-
Disbursements effected through outright deductions from claims	-	-	-
Overpayment of expenses (e.g. personnel benefits)	-	-	-
Restitution for loss of government property	-	-	-
Liquidated damages and similar claims	-	-	-
Others (e.g. TEF, BIR, Docs Stamp, etc.)	-	-	-
Add/Less: Adjustments (e.g. cancelled/staled checks)	-	-	-
Balance of Disbursement Authorities as at date	-	2,045,774,160.85	2,045,774,160.85
Total Disbursements Program	-	8,772,579,000.00	8,772,579,000.00
Less: *Actual Disbursements	-	2,254,783,327.79	2,254,783,327.79
(Over)/Under spending	-	6,517,795,672.21	6,517,795,672.21


Certified Accountant  
JUBIE LEH MAES, COLES  
Agency Chief Accountant


Approved:  
  
ROLANDO JOSE TITO D. BAUTISTA  
Secretary, DSWD

MONTHLY REPORT OF DISBURSEMENTS  
For the month of January 2021

Department: Department of Social Welfare and Development (DSWD)						Agency: Office of the Secretary						Operating Unit: Regional Office - ALL											
Organization Code (UACS):						Fund Cluster: 02 - Foreign Assisted Project						Report Status: SUBMITTED											
PARTICULARS	CURRENT YEAR BUDGET					PRIOR YEAR'S ACCOUNTS PAYABLE					CURRENT YEAR'S ACCOUNTS PAYABLE					SUB-TOTAL	GRAND TOTAL					REMARKS	
	PS	MOOE	Fin. Exp	CO	TOTAL	PS	MOOE	Fin. Exp	CO	Sub-Total	PS	MOOE	Fin. Exp	CO	Sub-Total		TOTAL	PS	MOOE	Fin. Exp	CO		TOTAL
CASH DISBURSEMENTS	-	-	-	-	-	-	42,313.05	-	-	42,313.05	-	-	-	-	-	42,313.05	42,313.05	-	42,313.05	-	-	42,313.05	
Notice of Cash Allocation (NCA)	-	-	-	-	-	-	-	-	-	-	-	-	-	-	-	-	-	-	-	-	-	-	
MDS Checks Issued	-	-	-	-	-	-	-	-	-	-	-	-	-	-	-	-	-	-	-	-	-	-	
Advice to Debit Account	-	-	-	-	-	-	-	-	-	-	-	-	-	-	-	-	-	-	-	-	-	-	
Notice of Transfer Allocations (NTA)	-	-	-	-	-	-	-	-	-	-	-	-	-	-	-	-	-	-	-	-	-	-	
MDS Checks Issued	-	-	-	-	-	-	-	-	-	-	-	-	-	-	-	-	-	-	-	-	-	-	
Advice to Debit Account	-	-	-	-	-	-	-	-	-	-	-	-	-	-	-	-	-	-	-	-	-	-	
Working Fund for FAPs	-	-	-	-	-	-	42,313.05	-	-	42,313.05	-	-	-	-	-	42,313.05	42,313.05	-	42,313.05	-	-	42,313.05	
Cash Disbursement Ceiling (CDC)	-	-	-	-	-	-	-	-	-	-	-	-	-	-	-	-	-	-	-	-	-	-	
<b>TOTAL CASH DISBURSEMENTS</b>	-	-	-	-	-	-	42,313.05	-	-	42,313.05	-	-	-	-	-	42,313.05	42,313.05	-	42,313.05	-	-	42,313.05	
NON-CASH DISBURSEMENTS	-	-	-	-	-	-	873,455.29	-	-	873,455.29	-	-	-	-	-	873,455.29	873,455.29	-	873,455.29	-	-	873,455.29	
Tax Remittance Advices Issued (TRA)	-	-	-	-	-	-	869,285.39	-	-	869,285.39	-	-	-	-	-	869,285.39	869,285.39	-	869,285.39	-	-	869,285.39	
Non-Cash Availment Authority (NCAA)	-	-	-	-	-	-	4,169.90	-	-	4,169.90	-	-	-	-	-	4,169.90	4,169.90	-	4,169.90	-	-	4,169.90	
Disbursements effected through outright deductions from claims (please specify...)	-	-	-	-	-	-	-	-	-	-	-	-	-	-	-	-	-	-	-	-	-	-	
Overpayment of expenses (e.g. personnel benefits)	-	-	-	-	-	-	-	-	-	-	-	-	-	-	-	-	-	-	-	-	-	-	
Restitution for loss of government property	-	-	-	-	-	-	-	-	-	-	-	-	-	-	-	-	-	-	-	-	-	-	
Liquidated damages and similar claims	-	-	-	-	-	-	-	-	-	-	-	-	-	-	-	-	-	-	-	-	-	-	
Others (TEF, BTR, Documentary Stamp Tax, etc.)	-	-	-	-	-	-	-	-	-	-	-	-	-	-	-	-	-	-	-	-	-	-	
<b>TOTAL NON-CASH DISBURSEMENTS</b>	-	-	-	-	-	-	873,455.29	-	-	873,455.29	-	-	-	-	-	873,455.29	873,455.29	-	873,455.29	-	-	873,455.29	
<b>GRAND TOTAL</b>	-	-	-	-	-	-	915,768.34	-	-	915,768.34	-	-	-	-	-	915,768.34	915,768.34	-	915,768.34	-	-	915,768.34	

SUMMARY			
Particulars	Previous Report	This Month	As of Date
(1)	(2)	(3)	(4)
Total Disbursement Authorities Received	398,196,397.58	873,455.29	399,069,852.87
NCA	-	-	-
NTA	-	-	-
Working Fund	398,196,397.58	-	398,196,397.58
TRA	-	873,455.29	873,455.29
CDC	-	-	-
NCAA	-	-	-
Less: Notice of Transfer of Allotments (NTA) issued	-	-	-
Total Disbursement Authorities Available	398,196,397.58	873,455.29	399,069,852.87
Less:	-	-	-
Lapsed NCA	-	-	-
Disbursements	-	915,768.34	915,768.34
Less: Other Non-Cash Disbursements	-	-	-
Disbursements effected through outright deductions from claims	-	-	-
Overpayment of expenses (e.g. personnel benefits)	-	-	-
Restitution for loss of government property	-	-	-
Liquidated damages and similar claims	-	-	-
Others (e.g. TEF, BTR, Docs Stamp, etc.)	-	-	-
Add/Less: Adjustments (e.g. cancelled/staled checks)	-	-	-
Balance of Disbursement Authorities as at date	398,196,397.58	(42,313.05)	398,154,084.53
Total Disbursements Program	-	-	-
Less: *Actual Disbursements	-	915,768.34	915,768.34
(Over)/Under spending	-	(915,768.34)	(915,768.34)

Certified Correct:  
  
LEAH MAE S. COLES  
Agency Chief Accountant

Approved By:  
  
ROLANDO JOSE D. BALTISTA  
Secretary, DSWD