

MONTHLY REPORT OF DISBURSEMENTS
For the month of October 2021

Department: Department of Social Welfare and Development (DSWD)										Agency: Office of the Secretary										Operating Unit: Regional Office - ALL									
Organization Code (UACS):										Fund Cluster: 01 - Regular Agency Fund										Report Status: SUBMITTED									
PARTICULARS	CURRENT YEAR BUDGET					PRIOR YEAR'S ACCOUNTS PAYABLE					PRIOR YEAR'S BUDGET					CURRENT YEAR'S ACCOUNTS PAYABLE					GRAND TOTAL					REMARKS			
	PS	MOOE	Fin. Exp	CO	TOTAL	PS	MOOE	Fin. Exp	CO	Sub-Total	PS	MOOE	Fin. Exp	CO	Sub-Total	TOTAL	SUB-TOTAL	PS	MOOE	Fin. Exp	CO	TOTAL							
CASH DISBURSEMENTS	630,847,280.97	6,317,090,436.67	-	19,114,733.93	6,967,052,451.56	151,459.05	212,372,418.85	-	1,215,180.19	213,739,058.09	77,887,905.71	681,092,238.71	-	16,373,090.01	775,353,234.43	989,092,282.52	7,956,144,734.09	708,886,645.73	7,210,555,084.23	-	36,703,004.13	7,956,144,734.09							
Notice of Cash Allocation (NCA)	272,690,992.98	3,431,571,829.10	-	8,391,346.49	3,712,654,168.57	5,090.00	162,380,186.83	-	917,454.11	163,302,730.94	7,357,483.89	69,461,089.42	-	15,595,197.37	92,413,770.68	255,716,501.62	3,968,370,670.19	280,053,566.87	3,463,413,105.35	-	24,903,997.97	3,968,370,670.19							
MDS Checks Issued	90,896,973.83	2,562,553,811.11	-	8,391,346.49	2,661,842,131.43	1,190.00	86,021,970.80	-	917,454.11	86,940,614.91	256,673.08	43,878,398.25	-	-	44,135,071.33	131,075,686.24	2,792,917,817.67	91,154,836.91	2,782,117,817.67	-	-	2,792,917,817.67							
Advice to Debit Account	181,794,019.15	869,018,017.99	-	-	1,050,812,037.14	3,900.00	76,358,216.03	-	-	76,362,116.03	7,100,810.81	25,582,691.17	-	15,595,197.37	48,278,699.35	124,640,815.38	1,175,452,852.52	188,898,729.96	970,958,925.19	-	15,595,197.37	1,175,452,852.52							
Notice of Transfer Allocations (NTA)	358,156,287.99	2,885,518,607.57	-	10,723,387.44	3,254,398,283.00	146,369.05	49,992,232.02	-	297,726.08	50,436,327.15	70,530,421.82	611,631,139.29	-	777,892.64	682,939,453.75	733,375,780.90	3,987,774,063.90	428,833,078.86	3,547,141,978.88	-	11,799,006.16	3,987,774,063.90							
MDS Checks Issued	89,645,500.89	2,103,066,566.77	-	-	2,192,712,067.66	15,743.29	1,458,883.24	-	59,866.24	1,534,492.77	21,789,400.95	380,237,526.83	-	-	402,026,927.78	403,561,420.55	2,596,273,488.21	111,450,645.13	2,484,762,976.84	-	59,866.24	2,596,273,488.21							
Advice to Debit Account	268,510,787.10	782,452,040.80	-	10,723,387.44	1,061,686,215.33	130,625.76	48,533,348.78	-	237,859.84	48,901,834.38	48,741,020.87	231,393,612.47	-	777,892.64	280,912,525.98	329,814,360.36	1,391,500,575.69	317,382,433.73	1,062,379,002.04	-	11,739,139.92	1,391,500,575.69							
Working Fund for FAPs	-	-	-	-	-	-	-	-	-	-	-	-	-	-	-	-	-	-	-	-	-	-	-						
Cash Disbursement Ceiling (CDC)	-	-	-	-	-	-	-	-	-	-	-	-	-	-	-	-	-	-	-	-	-	-	-						
TOTAL CASH DISBURSEMENTS	630,847,280.97	6,317,090,436.67	-	19,114,733.93	6,967,052,451.56	151,459.05	212,372,418.85	-	1,215,180.19	213,739,058.09	77,887,905.71	681,092,238.71	-	16,373,090.01	775,353,234.43	989,092,282.52	7,956,144,734.09	708,886,645.73	7,210,555,084.23	-	36,703,004.13	7,956,144,734.09							
NON-CASH DISBURSEMENTS	27,804,313.20	42,726,896.64	-	516,878.74	71,048,088.58	42,904.52	4,195,987.82	-	95,131.53	4,334,023.87	5,310,059.40	6,702,230.55	-	907,290.51	12,919,580.46	17,253,604.33	88,301,692.91	33,157,277.12	53,625,115.01	-	1,519,300.78	88,301,692.91							
Tax Remittance Advice Issued (TRA)	27,804,313.20	42,726,896.64	-	516,878.74	71,048,088.58	42,904.52	4,195,987.82	-	95,131.53	4,334,023.87	5,310,059.40	6,702,230.55	-	907,290.51	12,919,580.46	17,253,604.33	88,301,692.91	33,157,277.12	53,625,115.01	-	1,519,300.78	88,301,692.91							
Non-Cash Availment Authority (NCAA)	-	-	-	-	-	-	-	-	-	-	-	-	-	-	-	-	-	-	-	-	-	-	-						
Disbursements effected through outright deductions from claims (please specify...)	-	-	-	-	-	-	-	-	-	-	-	-	-	-	-	-	-	-	-	-	-	-	-						
Overpayment of expenses (e.g. personnel benefits)	-	-	-	-	-	-	-	-	-	-	-	-	-	-	-	-	-	-	-	-	-	-	-						
Restitution for loss of government property	-	-	-	-	-	-	-	-	-	-	-	-	-	-	-	-	-	-	-	-	-	-	-						
Liquidated damages and similar claims	-	-	-	-	-	-	-	-	-	-	-	-	-	-	-	-	-	-	-	-	-	-	-						
Others(TEF, BTR-Documentary Stamp Tax, etc.)	-	-	-	-	-	-	-	-	-	-	-	-	-	-	-	-	-	-	-	-	-	-	-						
TOTAL NON-CASH DISBURSEMENTS	27,804,313.20	42,726,896.64	-	516,878.74	71,048,088.58	42,904.52	4,195,987.82	-	95,131.53	4,334,023.87	5,310,059.40	6,702,230.55	-	907,290.51	12,919,580.46	17,253,604.33	88,301,692.91	33,157,277.12	53,625,115.01	-	1,519,300.78	88,301,692.91							
GRAND TOTAL	658,651,594.17	6,359,817,333.31	-	19,631,612.67	7,038,100,540.15	194,363.57	216,568,406.67	-	1,310,311.72	218,073,081.96	83,197,965.11	687,794,459.26	-	17,260,380.52	788,272,804.89	1,006,345,886.85	8,044,446,477.00	742,043,922.85	7,264,180,199.24	-	38,222,304.91	8,044,446,477.00							

SUMMARY			
Particulars	Previous Report	This Month	As of Date
(1)	(2)	(3)	(4)
Total Disbursement Authorities Received	166,953,579,952.61	71,331,835,410.92	188,285,415,363.53
NCA	134,514,488,229.00	13,598,253,173.00	148,112,741,402.00
NTA	31,842,303,183.75	7,645,280,545.01	39,487,583,728.76
Working Fund	-	-	-
TRA	596,788,539.86	88,301,692.91	685,090,232.77
CDC	-	-	-
NCAA	-	-	-
Less: Notice of Transfer of Allotments (NTA) Issued	31,842,303,183.75	7,645,280,545.01	39,487,583,728.76
Total Disbursement Authorities Available	135,111,276,768.86	13,686,554,865.91	148,797,831,634.77
Less			
Lapsed NCA	3,841,592,640.50	-	3,841,592,640.50
Disbursements	131,272,776,117.24	8,044,446,427.00	139,317,222,544.24
Less: Other Non-Cash Disbursements	-	-	-
Disbursements effected through outright deductions from claims	-	-	-
Overpayment of expenses (e.g. personnel benefits)	-	-	-
Restitution for loss of government property	-	-	-
Liquidated damages and similar claims	-	-	-
Others (e.g. TEF, BTR, Docs Stamp, etc.)	-	-	-
Add/Less: Adjustments (e.g. cancelled/staled checks)	3,091,988.88	-	3,091,988.88
Balance of Disbursement Authorities as at date	0.00	5,642,108,438.91	5,642,108,438.91
Total Disbursements Program	148,410,296,000.00	12,812,491,000.00	161,222,787,000.00
Less: Actual Disbursements	131,272,776,117.24	8,044,446,427.00	139,317,222,544.24
(Over)/Under spending	17,137,519,882.76	4,768,044,573.00	21,905,564,455.76

Certified Correct:


JOBEL S. ROSTATA
Agency Chief Accountant

Approved by:


ROLANDO JOSELITO D. BAUTISTA
Secretary, DSWD


MONTHLY REPORT OF DISBURSEMENTS
For the month of October 2021

Department: Department of Social Welfare and Development (DSWD)										Agency: Office of the Secretary										Operating Unit: Regional Office - ALL									
Organization Code (UACS):										Fund Cluster: 02 - Foreign Assisted Project										Report Status: SUBMITTED									
PARTICULARS	CURRENT YEAR BUDGET					PRIOR YEAR'S BUDGET										SUB-TOTAL	TRUST LIABILITIES				GRAND TOTAL				REMARKS				
						PRIOR YEAR'S ACCOUNTS PAYABLE					CURRENT YEAR'S ACCOUNTS PAYABLE																		
	PS	MOOE	Fin. Exp	CO	TOTAL	PS	MOOE	Fin. Exp	CO	Sub-Total	PS	MOOE	Fin. Exp	CO	Sub-Total		TOTAL	PS	MOOE	CO	TOTAL	PS	MOOE	Fin. Exp		CO	TOTAL		
CASH DISBURSEMENTS	-	899,747,960.69	-	-	899,747,960.69	-	-	-	-	-	-	-	-	-	-	-	899,747,960.69	-	-	-	-	-	-	-	-	899,747,960.69			
Notice of Cash Allocation (NCA)	-	707,789,137.26	-	-	707,789,137.26	-	-	-	-	-	-	-	-	-	-	-	707,789,137.26	-	-	-	-	-	-	-	-	707,789,137.26			
MDS Checks Issued		707,789,137.26			707,789,137.26			-	-	-					-	-	707,789,137.26				-	-		-	-	707,789,137.26			
Advice to Debit Account					-			-		-					-	-	-				-	-		-	-	-			
Notice of Transfer Allocations (NTA)	-	-	-	-	-	-	-	-	-	-	-	-	-	-	-	-	-	-	-	-	-	-	-	-	-	-			
MDS Checks Issued					-					-					-	-	-				-	-		-	-	-			
Advice to Debit Account					-					-					-	-	-				-	-		-	-	-			
Working Fund for FAPs		191,958,823.43			191,958,823.43					-					-	-	191,958,823.43				-	-		-	-	191,958,823.43			
Cash Disbursement Ceiling (CDC)					-					-					-	-	-				-	-		-	-	-			
TOTAL CASH DISBURSEMENTS	-	899,747,960.69	-	-	899,747,960.69	-	-	-	-	-	-	-	-	-	-	-	899,747,960.69	-	-	-	-	-	-	-	-	899,747,960.69			
NON-CASH DISBURSEMENTS	-	-	-	-	-	-	-	-	-	-	-	-	-	-	-	-	-	-	-	-	-	-	-	-	-	-			
Tax Remittance Advices Issued (TRA)					-					-					-	-	-				-	-		-	-	-			
Non-Cash Availment Authority (NCAA)					-					-					-	-	-				-	-		-	-	-			
Disbursements effected through outright deductions from claims (please specify...)	-	-	-	-	-	-	-	-	-	-	-	-	-	-	-	-	-	-	-	-	-	-	-	-	-	-			
Overpayment of expenses(e.g. personnel benefits)					-					-					-	-	-				-	-		-	-	-			
Restitution for loss of government property					-					-					-	-	-				-	-		-	-	-			
Liquidated damages and similar claims					-					-					-	-	-				-	-		-	-	-			
Others(TEF, BTr-Documentary Stamp Tax, etc.)					-					-					-	-	-				-	-		-	-	-			
TOTAL NON-CASH DISBURSEMENTS	-	-	-	-	-	-	-	-	-	-	-	-	-	-	-	-	-	-	-	-	-	-	-	-	-	-			
GRAND TOTAL	-	899,747,960.69	-	-	899,747,960.69	-	-	-	-	-	-	-	-	-	-	-	899,747,960.69	-	-	-	-	-	-	-	-	899,747,960.69			


SUMMARY

Particulars	Previous Report	This Month	As of Date
(1)	(2)	(3)	(4)
Total Disbursement Authorities Received	4,530,616,933.36	779,616,232.17	5,310,233,165.53
NCA	87,012,056.00	75,563,000.00	162,575,056.00
NTA	83,108,823.39	-	83,108,823.39
Working Fund	4,357,488,111.05	704,053,232.17	5,061,541,343.22
TRA	3,007,942.92	-	3,007,942.92
CDC	-	-	-
NCAA	-	-	-
Less: Notice of Transfer of Allotments (NTA) issued	1,056,146,164.80	-	1,056,146,164.80
Total Disbursement Authorities Available	3,474,470,768.56	779,616,232.17	4,254,087,000.73
Less			
Lapsed NCA	3,265,893.51	-	3,265,893.51
Disbursements	289,164,164.86	899,747,960.69	1,188,912,125.55
Less: Other Non-Cash Disbursements	-	-	-
Disbursements effected through outright deductions from claims	-	-	-
Overpayment of expenses(e.g. personnel benefits)	-	-	-
Restitution for loss of government property	-	-	-
Liquidated damages and similar claims	-	-	-
Others (e.g. TEF, BTr, Docs Stamp, etc.)	-	-	-
Add/Less: Adjustments (e.g. cancelled/staled checks)	(570,544.83)	595,393.88	24,849.05
Balance of Disbursement Authorities as at date	3,181,470,165.36	(119,536,334.64)	3,061,933,830.72
Total Disbursements Program	2,531,824,202.71	934,415,127.89	3,466,239,330.60
Less: *Actual Disbursements	289,164,164.86	899,152,566.81	1,188,316,731.67
(Over)/Under spending	2,242,660,037.85	35,262,561.08	2,277,922,598.93

Certified Correct:


JANINE S. COSINO
Chief, Accounting Division for Special Projects
Date: 11-9-21

Approved By:


ROLANDO JOSELITO D. BAUTISTA
Secretary, DSWD
Date: 11-9-21

MONTHLY REPORT OF DISBURSEMENTS
For the month of October 2021


Department: Department of Social Welfare and Development (DSWD)											Agency: Office of the Secretary							Operating Unit: Regional Office - ALL									
Organization Code (UACS):											Fund Cluster: 04 - Special Account - Foreign Assisted/Grants							Report Status: SUBMITTED									
PARTICULARS	CURRENT YEAR BUDGET					PRIOR YEAR'S BUDGET										SUB-TOTAL	TRUST LIABILITIES				GRAND TOTAL					REMARKS	
	PS	MOOE	Fin. Exp	CO	TOTAL	PRIOR YEAR'S ACCOUNTS PAYABLE					CURRENT YEAR'S ACCOUNTS PAYABLE						PS	MOOE	CO	TOTAL	PS	MOOE	Fin. Exp	CO	TOTAL		
						PS	MOOE	Fin. Exp	CO	Sub-Total	PS	MOOE	Fin. Exp	CO	Sub-Total												TOTAL
CASH DISBURSEMENTS	-	805.48	-	-	805.48	-	-	-	-	-	-	-	-	-	-	805.48	-	-	-	-	-	805.48	-	-	-	805.48	
Notice of Cash Allocation (NCA)	-	805.48	-	-	805.48	-	-	-	-	-	-	-	-	-	-	805.48	-	-	-	-	-	805.48	-	-	-	805.48	
MDS Checks Issued		805.48			805.48			-	-	-			-	-	-	805.48						805.48				805.48	
Advice to Debit Account					-			-	-	-			-	-	-	-						-			-	-	
Notice of Transfer Allocations (NTA)	-	-	-	-	-	-	-	-	-	-	-	-	-	-	-	-	-	-	-	-	-	-	-	-	-	-	
MDS Checks Issued					-			-	-	-			-	-	-	-						-			-	-	
Advice to Debit Account					-			-	-	-			-	-	-	-						-			-	-	
Working Fund for FAPs					-			-	-	-			-	-	-	-						-			-	-	
Cash Disbursement Ceiling (CDC)					-			-	-	-			-	-	-	-						-			-	-	
TOTAL CASH DISBURSEMENTS	-	805.48	-	-	805.48	-	-	-	-	-	-	-	-	-	-	805.48	-	-	-	-	-	805.48	-	-	-	805.48	
NON-CASH DISBURSEMENTS	-	-	-	-	-	-	-	-	-	-	-	-	-	-	-	-	-	-	-	-	-	-	-	-	-	-	
Tax Remittance Advices Issued (TRA)					-			-	-	-			-	-	-	-						-			-	-	
Non-Cash Availment Authority (NCAA)					-			-	-	-			-	-	-	-						-			-	-	
Disbursements effected through outright deductions from claims (please specify...)	-	-	-	-	-	-	-	-	-	-	-	-	-	-	-	-	-	-	-	-	-	-	-	-	-	-	
Overpayment of expenses(e.g. personnel benefits)					-			-	-	-			-	-	-	-						-			-	-	
Restitution for loss of government property					-			-	-	-			-	-	-	-						-			-	-	
Liquidated damages and similar claims					-			-	-	-			-	-	-	-						-			-	-	
Others(TEF, BTr-Documentary Stamp Tax, etc.)					-			-	-	-			-	-	-	-						-			-	-	
TOTAL NON-CASH DISBURSEMENTS	-	-	-	-	-	-	-	-	-	-	-	-	-	-	-	-	-	-	-	-	-	-	-	-	-	-	
GRAND TOTAL	-	805.48	-	-	805.48	-	-	-	-	-	-	-	-	-	-	805.48	-	-	-	-	-	805.48	-	-	-	805.48	

SUMMARY

Particulars	Previous Report	This Month	As of Date
(1)	(2)	(3)	(4)
Total Disbursement Authorities Received	92,973,888.04	-	92,973,888.04
NCA	49,721,371.00		49,721,371.00
NTA	43,205,548.45		43,205,548.45
Working Fund	-		-
TRA	46,968.59		46,968.59
CDC	-		-
NCAA	-		-
Less: Notice of Transfer of Allotments (NTA) issued	43,205,548.45		43,205,548.45
Total Disbursement Authorities Available	49,768,339.59	-	49,768,339.59
Less:			
Lapsed NCA	890,223.71		890,223.71
Disbursements	43,258,532.38	805.48	43,259,337.86
Less: Other Non-Cash Disbursements	-	-	-
Disbursements effected through outright deductions from claims	-		-
Overpayment of expenses(e.g. personnel benefits)	-		-
Restitution for loss of government property	-		-
Liquidated damages and similar claims	-		-
Others (e.g. TEF, BTr, Docs Stamp, etc.)	-		-
Add/Less: Adjustments (e.g. cancelled/staled checks)	-		-
Balance of Disbursement Authorities as at date	5,619,583.50	(805.48)	5,618,778.02
Total Disbursements Program			-
Less: *Actual Disbursements	43,258,532.38	805.48	43,259,337.86
(Over)/Under spending	(43,258,532.38)	(805.48)	(43,259,337.86)

Certified Correct:


JANINE S. COSINO
Chief, Accounting Division for Special Projects
Date: 11-9-21


RQUANDO JOSELITO D. BAUTISTA
Secretary, DSWD
Date: 