


QUARTERLY REPORT OF REVENUE AND OTHER RECEIPTS
As of the Quarter Ending September 30, 2021

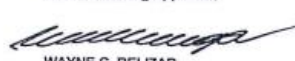
Department : Department of Social Welfare and Development
Agency/Bureau/Office : Accounting Division
Organization Code (UACS) : 07- Trust Receipts

CLASSIFICATION / SOURCES OF REVENUE & OTHER RECEIPTS	UACS Code	REVENUE TARGET (Annual)	ACTUAL REVENUE & OTHER RECEIPTS COLLECTIONS				CUMULATIVE REMITTANCE/DEPOSITS TO DATE			VARIANCE		REMARKS	
			1st QTR	2nd QTR	3rd QTR	4th QTR	Total	Remittances to BTR	Deposited with AGDB	Total	Amount		%
1	2	3	4	5	6	7	8=(4+5+6+7)	9	10	11=(9+10)	12=(8-3)	13=(12/3)	14
G. Trust Receipts													
G.1 Inter-Agency Transferred Funds (IATF) Deposited with National Treasury													
Due to LGUs	2020107000		3,833,794.78	1,452,080.49	1,794,131.55	-	7,080,006.82	6,624,689.45	-	6,624,689.45	7,080,006.82		
Due to NGAs	2020105000		-	-	17,177.57	-	17,177.57	17,177.57	-	17,177.57	-		
Due to GOCCS	20201060		-	-	-	-	-	-	-	-	-		
G.2 Other Trust Receipts Deposited with National Treasury													
Fines and Penalties	40201140		-	488.43	-	-	488.43	-	-	-	488.43		
Proceeds from sale of bid docs			-	-	-	-	-	-	-	-	-		
Registration Fees	40201020		-	-	1,000.00	-	1,000.00	-	-	-	1,000.00		
Other Business Income	40202990		-	-	107,500.00	-	107,500.00	107,500.00	-	107,500.00	107,500.00		
Refund of Overpayment of Expenses			-	-	-	-	-	-	-	-	-		
Remittance to BTR of prior year collection (remittance only)			-	-	-	-	-	-	-	-	-		
Accumulated Surplus	3010101000		-	-	-	-	-	-	-	-	-		
Miscellaneous Income	4069999000		2,500.00	47,500.00	15,000.00	-	65,000.00	65,000.00	-	65,000.00	65,000.00		
Income from Grants and Donation in Ca	4040201000		7,000.00	343,825.48	79,609.86	-	430,435.34	430,435.34	-	430,435.34	430,435.34		
Other professional services	50211990		-	-	-	-	-	-	-	-	-		
Other Gains	4050199000		396,000.00	487,746.57	122,350.86	-	1,006,097.43	980,598.45	-	980,598.45	1,006,097.43		
Advances for Special Disbursing Officer	1990103000		9,375,383.50	-	-	-	9,375,383.50	9,375,383.50	-	9,375,383.50	9,375,383.50		
Other Payables	2999999000		569,688.05	4,915,065.00	538,339.02	-	6,023,272.07	4,603,109.72	1,420,162.35	6,023,272.07	6,023,272.07		
Guaranty/Security Deposits Payable	2040104000		4,741,782.33	-	178,998.00	-	4,920,780.33	4,920,780.33	-	4,920,780.33	4,920,780.33		
Trust Liabilities	2040101001		834,100.00	1,216,080.00	1,201,294.17	-	3,251,474.17	3,251,474.17	-	3,251,474.17	3,251,474.17		
G.3 Trust Receipts Deposited with Authorized Government Depository Banks (AGDB)													
Miscellaneous Income	4069999000		394,000.00	1,115,135.62	605,600.00	-	2,114,735.62	640,100.00	1,474,635.62	2,114,735.62	2,114,735.62		
Income from Grants and Donation in Ca	4040201000		178,654.55	695,079.47	530,228.11	-	1,403,962.13	131,315.09	1,272,647.04	1,403,962.13	1,403,962.13		
Income from Hostels/Dormitories and ot	4020213000		3,000.00	4,350.00	150.00	-	7,500.00	7,350.00	1,150.00	7,500.00	7,500.00		
Other Gains	4050199000		900,030.00	366,126.26	1,656,790.00	-	2,922,946.26	1,134,200.00	1,818,746.26	2,922,946.26	2,922,946.26		
Fines and Penalties	4020114000		-	5,040.00	-	-	5,040.00	-	-	5,040.00	5,040.00		
Clearance Fees	4020104001		27,000.00	28,200.00	47,700.00	-	102,900.00	102,900.00	-	102,900.00	102,900.00		
Interest Income	4020221001		311.19	8,066.24	4,317.31	-	12,694.74	3,611.45	9,146.38	12,694.74	12,694.74		
Licensing Fees	4020106000		3,000.00	21,500.00	13,000.00	-	37,500.00	2,000.00	35,500.00	37,500.00	37,500.00		
Registration Fees	40201020		-	3,000.00	-	-	3,000.00	3,000.00	-	3,000.00	3,000.00		
Donations	50299080		-	-	-	-	-	-	-	-	-		
Interest Income (bank interest on deposits)			-	-	-	-	-	-	-	-	-		
Proceeds from insurance/Indemnities			-	-	-	-	-	-	-	-	-		
Refund of Cash Advances			-	11,609.60	-	-	11,609.60	-	11,609.60	11,609.60	11,609.60		
Other service income	4020199099		30,000.00	65,000.00	20,650.00	-	115,650.00	-	115,500.00	115,500.00	115,650.00		
Due to LGUs	20201070		-	1,621,880.84	370,366.67	-	1,992,247.51	184,160.00	1,808,087.51	1,992,247.51	1,992,247.51		
Due to NGAs	20201050		-	1,243,621.16	-	-	1,243,621.16	154,212.30	1,089,408.86	1,243,621.16	1,243,621.16		
Due from NGOs/Pos	10305030		-	135.00	-	-	135.00	135.00	-	135.00	135.00		
Other Pavables	2999999000		380,424.00	322,282.00	233,186.42	-	935,892.42	-	935,892.42	935,892.42	935,892.42		
Guaranty/Security Deposits Payable	2040104000		374,342.40	6,282,139.92	1,863,638.22	-	8,520,120.54	1,484,869.35	7,035,251.19	8,520,120.54	8,520,120.54		
Performance Bond			-	-	-	-	-	-	-	-	-		
Due to Other Funds			-	-	-	-	-	-	-	-	-		
Trust Liabilities	2040101001		110,100.00	614,230.56	128,700.00	-	853,030.56	724,030.56	129,000.00	853,030.56	853,030.56		
Loan Receivable - Others	1030199000		-	1,609.59	-	-	1,609.59	-	1,609.59	1,609.59	1,609.59		
Total Fund Cluster 7			22,161,290.80	20,871,792.23	9,529,727.76		52,562,810.79	34,837,782.28	17,267,446.82	52,105,229.10	52,562,810.79		


Certified Correct:


JOBELLE S. ROSTATA
Chief, Accounting Division
Date:

Recommending Approval:


WAYNE C. BELIZAR
Director, Finance and Management Service
Date:

Approved by:


ROLANDO JOSELITO D. BAUTISTA
Secretary
Date: