




Due to NGAs	20201050	-	-	-	243,687.78	243,687.78	243,687.78	-	243,687.78	243,687.78	
Due to LGUs	2020107000	1,070,701.00	608,759.00	729,512.00	1,310,265.00	3,719,237.00	3,719,237.00	-	3,719,237.00	3,719,237.00	
Receivables-Disallowances /Charges	1039901000	223,091.35	160,275.48	299,396.03	58,357.92	741,120.78	704,670.78	36,450.00	741,120.78	741,120.78	
Due from Officers & Employees	1039902000	138,322.54	54,030.40	5.00	290,239.21	482,597.15	478,483.83	-	478,483.83	482,597.15	
Due from NGOs/POs	10305030	-	36,548.04	225,725.54	3,063,936.27	3,326,209.85	3,241,837.54	-	3,241,837.54	3,326,209.85	
Other Receivables	1030599000	114,714.58	153,804.38	9,937.27	172,646.61	451,102.84	451,102.84	-	451,102.84	451,102.84	
Other Payables	2999999000	178,949.94	32,120.95	-	-	211,070.89	43,070.89	168,000.00	211,070.89	211,070.89	
Other Gains	4050199000	-	-	-	-	-	28,096.77	-	-	-	
Salaries and Wages - Casual/Contractual	5010102000	57,150.87	132,771.77	113,008.11	302,721.48	605,652.23	605,652.23	-	605,652.23	605,652.23	
Representation Allowance	5010202000	-	-	5,000.00	8,500.00	13,500.00	13,500.00	-	13,500.00	13,500.00	
Transportation Allowance	5010203000	-	-	5,000.00	-	5,000.00	5,000.00	-	5,000.00	5,000.00	
Overtime Pay	5010213001	-	-	1,000.00	-	1,000.00	1,000.00	-	1,000.00	1,000.00	
Advances for Operation Expenses	1990101000	240.38	-	-	286,995.54	287,235.92	287,235.92	-	287,235.92	287,235.92	
Traveling Expenses - Local	5020101000	640.00	17,332.00	6,618.00	127,974.00	152,564.00	138,969.00	-	138,969.00	152,564.00	
Training Expenses	5020201002	19,575.00	300.00	16,830.80	7,414.00	44,119.80	44,119.80	-	44,119.80	44,119.80	
Office Supplies Expense	50203010	-	52,841.53	-	-	52,841.53	52,841.53	-	52,841.53	52,841.53	
Office Supplies Inventory	10404010	-	6,354.32	734.55	-	7,088.87	7,088.87	-	7,088.87	7,088.87	
Office Supplies Inventory	10404990	-	-	17,001.07	-	17,001.07	17,001.07	-	17,001.07	17,001.07	
Government Equity	3010101000	7,491,371.14	16,523,984.87	14,994,248.88	18,826,880.26	57,836,485.15	56,660,668.59	2,772,010.05	59,432,678.64	57,836,485.15	
Terminal Leave Benefits	50104030	-	-	-	17,591.30	17,591.30	17,591.30	-	17,591.30	17,591.30	
Performance Base Bonus	50102990-14	-	-	7,617.00	7,617.00	15,234.00	15,234.00	-	15,234.00	15,234.00	
Guaranty Deposit Payable	20401040	-	-	-	-	-	-	-	-	-	
Other Professional Services	5021199000	420,091.49	158,783.30	143,308.06	990,085.81	1,712,268.66	1,609,435.01	16,334.15	1,625,769.16	1,712,268.66	
Security Services	5021203000	-	-	111,556.15	-	111,556.15	111,556.15	-	111,556.15	111,556.15	
Subsidies-Others	5021499000	90,420,733.67	166,121,042.35	323,763,320.49	185,718,819.21	766,023,915.72	328,708,027.09	437,254,888.63	765,962,915.72	766,023,915.72	
Due to BIR (Overpayment to Supplier)	20201010	-	-	333.96	7,369.17	7,703.13	7,703.13	-	7,703.13	7,703.13	
Accounts Payable	20101010	-	394,264.69	-	8,800.00	403,064.69	403,064.69	-	403,064.69	403,064.69	
Information and Communication Technolo	1060503000	8,443.18	-	-	9,500.00	17,943.18	17,943.18	-	17,943.18	17,943.18	
Hazard Pay-Civilian	50102110	-	-	-	500.00	500.00	500.00	-	500.00	500.00	
Clothing/Uniform Allowance-Military/Unifor	50102040	-	12,000.00	18,000.00	6,000.00	36,000.00	36,000.00	-	36,000.00	36,000.00	
Other personnel Benefits	50104990	-	3,000.00	-	16,259.12	19,259.12	19,259.12	-	19,259.12	19,259.12	
Deposits on Letter of Credit	19903010	-	-	-	-	-	-	-	-	-	
Advances for Payroll	1990102000	58,765.00	-	-	42,724.73	101,489.73	104,254.72	-	104,254.72	101,489.73	
Due to Regional Offices/Staff Bureaus(R	20301030	-	-	-	-	-	-	-	-	-	
Advances for Special Disbursing Officer	1990103000	194,089,576.74	477,564,643.23	1,623,586,202.92	1,154,593,652.90	3,449,834,075.79	2,667,044,051.91	845,692,442.43	3,512,736,494.34	3,449,834,075.79	
Food Supplies Expenses	50203050	-	-	508.63	125,642.00	126,150.63	126,150.63	-	126,150.63	126,150.63	
Drugs and Medicines Expenses	50203070	-	-	7.00	-	7.00	7.00	-	7.00	7.00	
Fuel, Oil and Lubricants	5020309000	6,000.00	-	-	-	6,000.00	6,000.00	-	6,000.00	6,000.00	
Advances to Officers and Employees	1990104000	100,110.54	188,870.14	870,839.94	1,482,631.53	2,642,452.15	2,474,642.15	4,832.00	2,479,474.15	2,642,452.15	
Telephone Expense	50205020	-	-	397.87	-	397.87	397.87	-	397.87	397.87	
Other Maintenance and Operating Expens	50299990	182.68	92,000.00	-	90.00	92,272.68	92,272.68	-	92,272.68	92,272.68	
Labor and Wages	5021601000	8,044.47	22,614.42	1,085.32	-	31,744.21	31,744.21	-	31,744.21	31,744.21	
Salaries and Wages - - Basic Salary-Civilian	5010101001	1,914.91	8,935.50	4,856.21	115,033.02	130,739.64	130,739.64	-	130,739.64	130,739.64	
Pera- Civilian	5010201000	-	8,000.00	-	-	8,000.00	8,000.00	-	8,000.00	8,000.00	
Hazard Pay	5010211001	-	-	5,000.00	3,500.00	8,500.00	8,500.00	-	8,500.00	8,500.00	
Due to Central Office	20301010	213,125.00	5,770.00	-	(8,845.00)	210,050.00	-	210,050.00	210,050.00	210,050.00	
Repair and Maintenance- Buiding	50213040	-	-	463,967.27	-	463,967.27	463,967.27	-	463,967.27	463,967.27	
Mid-Year Bonus	50102990	-	18,251.00	-	-	18,251.00	18,251.00	-	18,251.00	18,251.00	
Representation Expenses	50299030	-	-	-	-	-	-	-	-	-	
Overseas Allowance	50102090	-	-	-	-	-	-	-	-	-	
Electricity Expense	5020402000	-	4,622.91	-	-	4,622.91	4,622.91	-	4,622.91	4,622.91	
Total - Non Revenue Collections - Cash		-	390,065,155.17	772,585,042.56	2,307,121,807.32	3,713,958,013.32	7,183,730,018.37	5,848,444,077.67	1,391,728,200.97	7,240,144,181.87	7,183,729,018.37
A.2.2. Non-Cash Receipts											
Collections effected through outright deductions from claims											
Disallowances	10305010	-	38,900.00	60,330.00	262,068.19	361,298.19	-	276,268.19	276,268.19	361,298.19	
Due from Officers & Employees	10305020	-	17,630.00	2,940.00	-	20,570.00	-	-	-	20,570.00	
Other Payables	29999990	-	47,030.00	45,890.00	-	92,920.00	-	-	-	92,920.00	
Subsidies-Others	5021499000	-	7,000.00	-	-	7,000.00	7,353,675.02	7,000.00	7,360,675.02	7,000.00	
Miscellaneous income	40609990	-	42,371.66	-	-	42,371.66	-	-	-	42,371.66	
Remittance to BTR of Prior year collections		-	-	-	-	-	-	-	-	-	
Total - Non Revenue Collections - Non-Cash		-	152,931.66	109,160.00	262,068.19	524,159.85	7,353,675.02	283,268.19	7,636,943.21	524,159.85	
Total Fund Cluster 1		28,161,000.00	402,005,956.09	805,627,231.07	2,327,927,210.84	3,730,243,681.91	7,265,804,079.91	5,863,916,264.18	1,396,587,294.42	7,260,475,461.83	7,237,642,079.91


Certified Correct:


 JOSELE S. ROSTATA
 Chief, Accounting Division
 Date: 

Recommending Approval:


 MAYREC BELUZAR
 Director, Finance and Management Service
 Date: _____

Approved by:


 ROLANDO JOSELITO D. BAUTISTA
 Secretary
 Date: _____

415