

MONTHLY REPORT OF DISBURSEMENTS  
For the month of June 2022


Department: Department of Social Welfare and Development (DSWD)										Agency: Office of the Secretary										Operating Unit: Regional Office - ALL									
Organization Code (UACS):										Fund Cluster: 01 - Regular Agency Fund										Report Status: SUBMITTED									
PARTICULARS	CURRENT YEAR BUDGET					PRIOR YEAR'S ACCOUNTS PAYABLE					PRIOR YEAR'S BUDGET					CURRENT YEAR'S ACCOUNTS PAYABLE					GRAND TOTAL					REMARKS			
	PS	MOOE	Fin. Exp	CO	TOTAL	PS	MOOE	Fin. Exp	CO	Sub-Total	PS	MOOE	Fin. Exp	CO	Sub-Total	TOTAL	SUB-TOTAL	PS	MOOE	Fin. Exp	CO	TOTAL							
CASH DISBURSEMENTS	615,626,336.62	19,684,050,904.62	-	4,555,684.91	20,304,232,926.15	5,886,040.82	695,701,647.38	-	44,686,847.97	746,274,536.17	-	780,877,386.81	-	787,084.82	781,664,471.63	1,527,939,007.80	21,832,171,933.95	621,512,377.44	21,160,629,938.81	-	50,029,617.70	21,832,171,933.95							
Notice of Cash Allocation (NCA)	204,750,786.73	14,672,517,700.35	-	4,555,684.91	14,881,824,171.99	4,901,082.64	469,449,390.75	-	9,745,914.33	484,096,387.72	-	135,996,785.12	-	23,424.11	136,020,209.23	620,116,596.95	15,501,940,768.94	209,651,869.37	15,277,963,876.22	-	14,325,023.35	15,501,940,768.94							
MDS Checks Issued	67,140,875.28	4,152,705,188.23	-	2,653,322.10	4,222,499,385.61	1,682,938.44	124,751,338.37	-	-	126,434,276.81	-	79,516,979.84	-	-	79,516,979.84	205,951,256.65	4,428,450,642.26	68,823,813.72	4,356,973,506.44	-	2,653,322.10	4,428,450,642.26							
Advice to Debit Account	137,609,911.45	10,519,812,512.12	-	1,902,362.81	10,659,324,786.38	3,218,144.20	344,698,052.38	-	9,745,914.33	357,662,110.91	-	56,479,805.28	-	23,424.11	56,503,229.39	414,165,340.30	11,073,490,126.68	140,828,055.65	10,920,990,369.78	-	11,671,701.25	11,073,490,126.68							
Notice of Transfer Allocations (NTA)	410,875,549.89	5,011,533,204.27	-	-	5,422,408,754.16	984,958.18	226,252,256.63	-	34,940,933.64	262,178,148.45	-	644,880,601.69	-	763,660.71	645,644,262.40	907,822,410.85	6,330,231,165.01	411,860,508.07	5,882,666,062.59	-	35,704,594.35	6,330,231,165.01							
MDS Checks Issued	129,649,996.00	3,963,403,334.86	-	-	4,093,053,330.86	446,000.72	101,973,534.05	-	4,971,717.52	107,391,252.29	-	276,138,454.91	-	503,053.54	276,641,508.45	384,032,760.74	4,477,086,091.60	130,095,996.72	4,341,515,323.82	-	5,474,771.06	4,477,086,091.60							
Advice to Debit Account	281,225,553.89	1,048,129,869.41	-	-	1,329,355,423.30	538,957.46	124,278,722.58	-	29,969,216.12	154,786,896.16	-	368,742,146.78	-	260,607.17	369,002,753.95	523,789,650.11	1,853,145,073.41	281,764,511.35	1,541,150,738.77	-	30,229,823.29	1,853,145,073.41							
Working Fund for FAPs	-	-	-	-	-	-	-	-	-	-	-	-	-	-	-	-	-	-	-	-	-	-	-						
Cash Disbursement Ceiling (CDC)	-	-	-	-	-	-	-	-	-	-	-	-	-	-	-	-	-	-	-	-	-	-	-						
TOTAL CASH DISBURSEMENTS	615,626,336.62	19,684,050,904.62	-	4,555,684.91	20,304,232,926.15	5,886,040.82	695,701,647.38	-	44,686,847.97	746,274,536.17	-	780,877,386.81	-	787,084.82	781,664,471.63	1,527,939,007.80	21,832,171,933.95	621,512,377.44	21,160,629,938.81	-	50,029,617.70	21,832,171,933.95							
NON-CASH DISBURSEMENTS	21,332,222.02	26,504,260.39	-	258,104.92	48,094,587.33	19,425.00	22,015,818.09	-	3,349,240.33	25,384,483.42	-	5,302,596.62	-	51,501.56	5,354,100.18	30,738,583.60	78,833,170.93	21,351,647.02	53,822,675.10	-	3,658,848.81	78,833,170.93							
Tax Remittance Advices Issued (TRA)	21,331,858.38	26,498,368.37	-	258,104.92	48,088,331.67	19,425.00	21,898,861.62	-	3,349,240.33	25,267,526.95	-	5,299,627.58	-	51,501.56	5,351,131.14	30,618,658.09	78,706,989.76	21,351,283.38	53,696,857.57	-	3,658,848.81	78,706,989.76							
Non-Cash Availment Authority (NCAA)	-	-	-	-	-	-	-	-	-	-	-	-	-	-	-	-	-	-	-	-	-	-	-						
Disbursements effected through outright deductions from claims (please specify...)	363.64	5,892.02	-	-	6,255.66	-	116,956.47	-	-	116,956.47	-	2,969.04	-	-	2,969.04	119,925.51	126,181.17	363.64	125,817.53	-	-	126,181.17							
Overpayment of expenses (e.g. personnel benefits)	363.64	-	-	-	363.64	-	-	-	-	-	-	-	-	-	-	-	363.64	363.64	-	-	-	363.64							
Restitution for loss of government property	-	-	-	-	-	-	-	-	-	-	-	-	-	-	-	-	-	-	-	-	-	-							
Liquidated damages and similar claims	-	5,892.02	-	-	5,892.02	-	116,956.47	-	-	116,956.47	-	2,969.04	-	-	2,969.04	119,925.51	125,817.53	-	125,817.53	-	-	125,817.53							
Other(TEF, BTr-Documentary Stamp Tax, etc.)	-	-	-	-	-	-	-	-	-	-	-	-	-	-	-	-	-	-	-	-	-	-							
TOTAL NON-CASH DISBURSEMENTS	21,332,222.02	26,504,260.39	-	258,104.92	48,094,587.33	19,425.00	22,015,818.09	-	3,349,240.33	25,384,483.42	-	5,302,596.62	-	51,501.56	5,354,100.18	30,738,583.60	78,833,170.93	21,351,647.02	53,822,675.10	-	3,658,848.81	78,833,170.93							
GRAND TOTAL	636,958,558.64	19,710,555,165.01	-	4,813,789.83	20,352,327,513.48	5,905,465.82	717,717,465.47	-	48,036,088.30	771,659,019.59	-	786,179,983.43	-	838,588.38	787,018,571.81	1,558,677,591.40	21,911,005,104.88	642,864,024.46	21,214,452,613.91	-	53,688,466.51	21,911,005,104.88							

SUMMARY			
Particulars	Previous Report	This Month	As of Date
(1)	(2)	(3)	(4)
Total Disbursement Authorities Received	109,615,968,689.05	9,054,894,816.91	118,670,863,505.96
NCA	83,132,410,472.00	5,666,720,000.00	88,799,130,472.00
NTA	26,080,182,568.79	3,309,467,827.15	29,389,650,395.94
Working Fund	-	-	-
TRA	403,375,648.26	78,706,989.76	482,082,638.02
CDC	-	-	-
NCAA	-	-	-
Less: Notice of Transfer of Allotments (NTA) issued	26,424,931,374.86	2,964,719,021.08	29,389,650,395.94
Total Disbursement Authorities Available	83,191,037,314.19	6,090,175,795.83	89,281,213,110.02
Less			
Lapsed NCA	2,308,092.51	1,592,236,193.28	1,594,544,285.79
Disbursements	65,773,688,181.87	21,911,005,104.88	87,684,693,286.75
Less: Other Non-Cash Disbursements	275,060.87	126,181.17	401,242.04
Disbursements effected through outright deductions from claims	-	-	-
Overpayment of expenses (e.g. personnel benefits)	50,938.08	363.64	51,301.72
Restitution for loss of government property	-	-	-
Liquidated damages and similar claims	224,122.79	125,817.53	349,940.32
Others (e.g. TEF, BTr, Docs Stamp, etc.)	-	-	-
Add/Less: Adjustments (e.g. cancelled/staled checks)	(1,807,562.81)	(569,216.71)	(2,376,779.52)
Balance of Disbursement Authorities as at date	17,413,508,537.87	(17,413,508,537.87)	-
Total Disbursements Program	70,934,740,000.00	11,555,325,000.00	82,490,065,000.00
Less: *Actual Disbursements	65,771,605,558.19	21,910,309,707.00	87,681,915,265.19
(Over)/Under spending	5,163,134,441.81	(10,354,984,707.00)	(5,191,850,265.19)

Certified Correct:

  
JOBELLE S. ROSTATA  
Agency Chief Accountant  
Date

Approved By:

  
ERWIN T. TULFO  
Secretary, DSWD  
Date

aps




**MONTHLY REPORT OF DISBURSEMENTS**  
For the month of June 2022

Department: Department of Social Welfare and Development (DSWD)										Agency: Office of the Secretary							Operating Unit: Regional Office - ALL					
Organization Code (UACS):										Fund Cluster: 02 - Foreign Assisted Project							Report Status: SUBMITTED					
PARTICULARS	CURRENT YEAR BUDGET					PRIOR YEAR'S BUDGET											SUB-TOTAL	GRAND TOTAL				REMARKS
						PRIOR YEAR'S ACCOUNTS PAYABLE					CURRENT YEAR'S ACCOUNTS PAYABLE											
	PS	MOOE	Fin. Exp	CO	TOTAL	PS	MOOE	Fin. Exp	CO	Sub-Total	PS	MOOE	Fin. Exp	CO	Sub-Total	TOTAL		MOOE	Fin. Exp	CO	TOTAL	
CASH DISBURSEMENTS	-	1,914,078,040.32	-	-	1,914,078,040.32	-	13,489,142.13	-	-	13,489,142.13	-	4,579,073.39	-	-	4,579,073.39	18,068,215.52	1,932,146,255.84	1,932,146,255.84	-	-	1,932,146,255.84	
Notice of Cash Allocation (NCA)	-	5,437,434.87	-	-	5,437,434.87	-	-	-	-	-	-	-	-	-	-	-	5,437,434.87	5,437,434.87	-	-	5,437,434.87	
MDS Checks Issued	-	16,710.00	-	-	16,710.00	-	-	-	-	-	-	-	-	-	-	-	16,710.00	16,710.00	-	-	16,710.00	
Advice to Debit Account	-	5,420,724.87	-	-	5,420,724.87	-	-	-	-	-	-	-	-	-	-	-	5,420,724.87	5,420,724.87	-	-	5,420,724.87	
Notice of Transfer Allocations (NTA)	-	1,812,037,644.95	-	-	1,812,037,644.95	-	-	-	-	-	-	-	-	-	-	-	1,812,037,644.95	1,812,037,644.95	-	-	1,812,037,644.95	
MDS Checks Issued	-	287,856,343.18	-	-	287,856,343.18	-	-	-	-	-	-	-	-	-	-	-	287,856,343.18	287,856,343.18	-	-	287,856,343.18	
Advice to Debit Account	-	1,524,181,301.77	-	-	1,524,181,301.77	-	-	-	-	-	-	-	-	-	-	-	1,524,181,301.77	1,524,181,301.77	-	-	1,524,181,301.77	
Working Fund for FAPs	-	96,602,960.50	-	-	96,602,960.50	-	13,489,142.13	-	-	13,489,142.13	-	4,579,073.39	-	-	4,579,073.39	18,068,215.52	114,671,176.02	114,671,176.02	-	-	114,671,176.02	
Cash Disbursement Ceiling (CDC)	-	-	-	-	-	-	-	-	-	-	-	-	-	-	-	-	-	-	-	-	-	
TOTAL CASH DISBURSEMENTS	-	1,914,078,040.32	-	-	1,914,078,040.32	-	13,489,142.13	-	-	13,489,142.13	-	4,579,073.39	-	-	4,579,073.39	18,068,215.52	1,932,146,255.84	1,932,146,255.84	-	-	1,932,146,255.84	
NON-CASH DISBURSEMENTS	-	2,078,984.01	-	-	2,078,984.01	-	-	-	-	-	-	-	-	-	-	-	2,078,984.01	2,078,984.01	-	-	2,078,984.01	
Tax Remittance Advices Issued (TRA)	-	2,078,984.01	-	-	2,078,984.01	-	-	-	-	-	-	-	-	-	-	-	2,078,984.01	2,078,984.01	-	-	2,078,984.01	
Non-Cash Availment Authority (NCAA)	-	-	-	-	-	-	-	-	-	-	-	-	-	-	-	-	-	-	-	-	-	
Disbursements effected through outright	-	-	-	-	-	-	-	-	-	-	-	-	-	-	-	-	-	-	-	-	-	
Overpayment of expenses(e.g. personnel benefits)	-	-	-	-	-	-	-	-	-	-	-	-	-	-	-	-	-	-	-	-	-	
Restitution for loss of government property	-	-	-	-	-	-	-	-	-	-	-	-	-	-	-	-	-	-	-	-	-	
Liquidated damages and similar claims	-	-	-	-	-	-	-	-	-	-	-	-	-	-	-	-	-	-	-	-	-	
Others(TEF, BTr-Documentary Stamp Tax, etc.)	-	-	-	-	-	-	-	-	-	-	-	-	-	-	-	-	-	-	-	-	-	
TOTAL NON-CASH DISBURSEMENTS	-	2,078,984.01	-	-	2,078,984.01	-	-	-	-	-	-	-	-	-	-	-	2,078,984.01	2,078,984.01	-	-	2,078,984.01	
GRAND TOTAL	-	1,916,157,024.33	-	-	1,916,157,024.33	-	13,489,142.13	-	-	13,489,142.13	-	4,579,073.39	-	-	4,579,073.39	18,068,215.52	1,934,225,239.85	1,934,225,239.85	-	-	1,934,225,239.85	

SUMMARY			
Particulars	Previous Report	This Month	As of Date
(1)	(2)	(3)	(4)
Total Disbursement Authorities Received	4,898,318,530.97	3,181,308,252.96	8,079,626,783.93
NCA	1,906,738,000.00	1,594,269,000.00	3,501,007,000.00
NTA	1,546,962,472.57	1,584,960,268.95	3,131,922,741.52
Working Fund	1,440,501,207.10	-	1,440,501,207.10
TRA	4,116,851.30	2,078,984.01	6,195,835.31
CDC	-	-	-
NCAA	-	-	-
Less: Notice of Transfer of Allotments (NTA) issued	1,546,962,472.57	1,584,960,268.95	3,131,922,741.52
Total Disbursement Authorities Available	3,351,356,058.40	1,596,347,984.01	4,947,704,042.41
Less:			
Lapsed NCA	455,596,251.63	69,097,694.82	524,693,946.45
Disbursements	1,947,466,203.04	1,934,225,239.85	3,881,691,442.89
Less: Other Non-Cash Disbursements	-	-	-
Disbursements effected through outright	-	-	-
Overpayment of expenses(e.g. personnel benefits)	-	-	-
Restitution for loss of government property	-	-	-
Liquidated damages and similar claims	-	-	-
Others (e.g. TEF, BTR, Docs Stamp, etc.)	-	-	-
Add/Less: Adjustments (e.g. cancelled/staled checks)	81,920.12	-	81,920.12
Balance of Disbursement Authorities as at date	948,375,523.85	(406,974,950.66)	541,400,573.19
Total Disbursements Program	3,773,273,130.56	2,191,371,129.39	5,964,644,259.95
Less: *Actual Disbursements	1,947,384,282.92	1,934,225,239.85	3,881,609,522.77
(Over)/Under spending	1,825,888,847.64	257,145,889.54	2,083,034,737.18

Certified Correct:

  
**JANINE G. COSINO**  
Chief, Accounting Division for Special Projects  
Date: **JUL 06 2022**

Approved By:  
  
**ERWIN T. TULFO**  
Secretary, DSWD  
Date:



**MONTHLY REPORT OF DISBURSEMENTS**  
For the month of June 2022



Department: Department of Social Welfare and Development (DSWD)											Agency: Office of the Secretary							Operating Unit: Regional Office - ALL							
Organization Code (UACS):											Fund Cluster: 04- Special Account - Foreign Assisted Project/Grants							Report Status: SUBMITTED							
PARTICULARS	CURRENT YEAR BUDGET					PRIOR YEAR'S BUDGET												SUB-TOTAL	GRAND TOTAL						REMARKS
						PRIOR YEAR'S ACCOUNTS PAYABLE					CURRENT YEAR'S ACCOUNTS PAYABLE														
	PS	MOOE	Fin. Exp	CO	TOTAL	PS	MOOE	Exp	CO	Sub-Total	PS	MOOE	Fin. Exp	CO	Sub-Total	TOTAL									
CASH DISBURSEMENTS	-	-	-	-	-	-	-	-	-	-	-	-	-	-	-	-	-	-	-	-	-	-	-	-	
Notice of Cash Allocation (NCA)	-	-	-	-	-	-	-	-	-	-	-	-	-	-	-	-	-	-	-	-	-	-	-	-	
MDS Checks Issued	-	-	-	-	-	-	-	-	-	-	-	-	-	-	-	-	-	-	-	-	-	-	-	-	
Advice to Debit Account	-	-	-	-	-	-	-	-	-	-	-	-	-	-	-	-	-	-	-	-	-	-	-	-	
Notice of Transfer Allocations (NTA)	-	-	-	-	-	-	-	-	-	-	-	-	-	-	-	-	-	-	-	-	-	-	-	-	
MDS Checks Issued	-	-	-	-	-	-	-	-	-	-	-	-	-	-	-	-	-	-	-	-	-	-	-	-	
Advice to Debit Account	-	-	-	-	-	-	-	-	-	-	-	-	-	-	-	-	-	-	-	-	-	-	-	-	
Working Fund for FAPs	-	-	-	-	-	-	-	-	-	-	-	-	-	-	-	-	-	-	-	-	-	-	-	-	
Cash Disbursement Ceiling (CDC)	-	-	-	-	-	-	-	-	-	-	-	-	-	-	-	-	-	-	-	-	-	-	-	-	
TOTAL CASH DISBURSEMENTS	-	-	-	-	-	-	-	-	-	-	-	-	-	-	-	-	-	-	-	-	-	-	-	-	
NON-CASH DISBURSEMENTS	-	-	-	-	-	-	-	-	-	-	-	-	-	-	-	-	-	-	-	-	-	-	-	-	
Tax Remittance Advices Issued (TRA)	-	-	-	-	-	-	-	-	-	-	-	-	-	-	-	-	-	-	-	-	-	-	-	-	
Non-Cash Availment Authority (NCAA)	-	-	-	-	-	-	-	-	-	-	-	-	-	-	-	-	-	-	-	-	-	-	-	-	
Disbursements effected through outright deductions from claims (please specify...)	-	-	-	-	-	-	-	-	-	-	-	-	-	-	-	-	-	-	-	-	-	-	-	-	
Overpayment of expenses(e.g. personnel benefits)	-	-	-	-	-	-	-	-	-	-	-	-	-	-	-	-	-	-	-	-	-	-	-	-	
Restitution for loss of government property	-	-	-	-	-	-	-	-	-	-	-	-	-	-	-	-	-	-	-	-	-	-	-	-	
Liquidated damages and similar claims	-	-	-	-	-	-	-	-	-	-	-	-	-	-	-	-	-	-	-	-	-	-	-	-	
Others(TEF, BTr-Documentary Stamp Tax, etc.)	-	-	-	-	-	-	-	-	-	-	-	-	-	-	-	-	-	-	-	-	-	-	-	-	
TOTAL NON-CASH DISBURSEMENTS	-	-	-	-	-	-	-	-	-	-	-	-	-	-	-	-	-	-	-	-	-	-	-	-	
GRAND TOTAL	-	-	-	-	-	-	-	-	-	-	-	-	-	-	-	-	-	-	-	-	-	-	-	-	

**SUMMARY**

Particulars	Previous Report	This Month	As of Date
(1)	(2)	(3)	(4)
Total Disbursement Authorities Received	1,277,458.88	437,364.00	1,714,822.88
NCA	636,163.00	437,364.00	1,073,527.00
NTA	636,162.92	-	636,162.92
Working Fund	-	-	-
TRA	5,132.96	-	5,132.96
CDC	-	-	-
NCAA	-	-	-
Less: Notice of Transfer of Allotments (NTA) issued	636,162.92	-	636,162.92
Total Disbursement Authorities Available	641,295.96	437,364.00	1,078,659.96
Less			
Lapsed NCA	-	-	-
Disbursements	641,295.88	-	641,295.88
Less: Other Non-Cash Disbursements	-	-	-
from claims	-	-	-
Overpayment of expenses(e.g. personnel benefits)	-	-	-
Restitution for loss of government property	-	-	-
Liquidated damages and similar claims	-	-	-
Others (e.g. TEF, BTr, Docs Stamp, etc.)	-	-	-
Add/Less: Adjustments (e.g. cancelled/staled checks)	-	-	-
Balance of Disbursement Authorities as at date	0.08	437,364.00	437,364.08
Total Disbursements Program	-	-	-
Less: *Actual Disbursements	641,295.88	-	641,295.88
(Over)/Under spending	(641,295.88)	-	(641,295.88)

Certified Correct:

  
**JANINE G. COSINO**  
 Chief, Accounting Division for Special Projects  
 Date: **JUL 11 2022**

Approved By  
  
**ERWIN T. TULFO**  
 Secretary, DSWD  
 Date: 

MONTHLY REPORT OF DISBURSEMENTS  
For the month of June 2022

FAR NO. 04

Department: Department of Social Welfare and Development (DSWD)				Agency: Office of the Secretary				Operating Unit: Regional Office - All			
Organization Code (UACS):				Fund Cluster: 07 - Trust Fund				Report Status: SUBMITTED			
PARTICULARS	TRUST LIABILITIES					GRAND TOTAL					REMARKS
	PS	MOOE	Fin. Exp	CO	TOTAL	PS	MOOE	Fin. Exp	CO	TOTAL	
CASH DISBURSEMENTS	-		-	-	-					-	
Notice of Cash Allocation (NCA)	-		-	-	-	-	-	-	-	-	
MDS Checks Issued	-	-	-	-	-	-	-	-	-	-	
Advice to Debit Account	-	-	-	-	-	-	-	-	-	-	
Notice of Transfer Allocations (NTA)	-	8,885,442.63	-	-	8,885,442.63	-	8,885,442.63	-	-	8,885,442.63	
MDS Checks Issued	-	8,885,442.63	-	-	8,885,442.63	-	8,885,442.63	-	-	8,885,442.63	
Advice to Debit Account	-	-	-	-	-	-	-	-	-	-	
Working Fund for FAPs					-	-	-	-	-	-	
Cash Disbursement Ceiling (CDC)					-	-	-	-	-	-	
TOTAL CASH DISBURSEMENTS	-	8,885,442.63	-	-	8,885,442.63	-	8,885,442.63	-	-	8,885,442.63	
NON-CASH DISBURSEMENTS	-		-	-	-	-	-	-	-	-	
Tax Remittance Advices Issued (TRA)	-	118,906.08	-	-	118,906.08	-	118,906.08	-	-	118,906.08	
Non-Cash Availment Authority (NCAA)	-	-	-	-	-	-	-	-	-	-	
Disbursements effected through outright deductions from claims (please specify...)	-	-	-	-	-	-	-	-	-	-	
Overpayment of expenses(e.g. personnel benefits)	-	-	-	-	-	-	-	-	-	-	
Restitution for loss of government property	-	-	-	-	-	-	-	-	-	-	
Liquidated damages and similar claims	-	-	-	-	-	-	-	-	-	-	
Others(TEF, BTr-Documentary Stamp Tax, etc.)	-	-	-	-	-	-	-	-	-	-	
TOTAL NON-CASH DISBURSEMENTS	-	118,906.08	-	-	118,906.08	-	118,906.08	-	-	118,906.08	
GRAND TOTAL	-	9,004,348.71	-	-	9,004,348.71	-	9,004,348.71	-	-	9,004,348.71	

SUMMARY

Particulars	Previous Balance	This Month	As of June 2022
(1)	(2)	(3)	(4)
Total Disbursement Authorities Received	1,388,074,033.63	165,713,006.08	1,553,787,039.71
NCA	715,473,844.00	165,000,000.00	880,473,844.00
NTA	672,033,808.83	594,100.00	672,627,908.83
TRA	566,380.80	118,906.08	685,286.88
Less: Notice of Transfer Allotments (NTA) Issued	672,033,808.83	594,100.00	672,627,908.83
Total Disbursement Authorities Available	716,040,224.80	165,118,906.08	881,159,130.88
Less	-		-
Lapsed NCA	-	-	-
Disbursements	213,185,810.03	9,004,348.71	222,190,158.74
Add/Less: Adjustments (e.g. cancelled/staled checks)	-	4,500,000.00	4,500,000.00
Balance of Disbursement Authorities as at date	502,854,414.77	156,114,557.37	658,968,972.14

Certified Correct:

JOBELE S. ROSTATA  
Chief, Accounting Division for Regular Programs  
Date:

Approved By:  
ERWIN T. TULFO  
Secretary, DSWD  
Date: