

MONTHLY REPORT OF DISBURSEMENTS
For the month of October 2022

Department: Department of Social Welfare and Development (DSWD)										Agency: Office of the Secretary										Operating Unit: Regional Office - ALL									
Organization Code (UACS):										Fund Cluster: 01 - Regular Agency Fund										Report Status: SUBMITTED									
PARTICULARS	CURRENT YEAR BUDGET					PRIOR YEAR'S ACCOUNTS PAYABLE					PRIOR YEAR'S BUDGET					CURRENT YEAR'S ACCOUNTS PAYABLE					GRAND TOTAL					REMARKS			
	PS	MOOE	Fin. Exp	CO	TOTAL	PS	MOOE	Fin. Exp	CO	Sub-Total	PS	MOOE	Fin. Exp	CO	Sub-Total	TOTAL	SUB-TOTAL	PS	MOOE	Fin. Exp	CO	TOTAL							
CASH DISBURSEMENTS	530,354,239.15	4,969,351,495.44	-	5,621,412.98	5,505,327,147.57	930,604.73	13,642,435.75	-	18,419,914.86	32,992,955.34	-	87,933,760.35	-	491,529.99	88,425,290.34	121,418,245.68	5,626,745,393.25	531,284,843.88	5,070,927,691.54	-	24,532,857.83	5,626,745,393.25	-						
Notice of Cash Allocation (NCA)	199,946,830.76	3,392,128,913.62	-	2,703,169.63	3,594,778,914.01	115,276.02	6,093,977.88	-	229,022.57	6,438,276.47	-	23,380,705.46	-	-	23,380,705.46	29,818,981.93	3,624,597,895.94	200,062,106.78	2,421,603,596.96	-	2,932,192.20	3,624,597,895.94	-						
MDS Checks Issued	52,812,095.00	1,416,081,457.47	-	1,361,607.13	1,470,255,159.60	1,479.45	587,048.18	-	137,812.57	726,340.20	-	6,149,479.07	-	-	6,149,479.07	6,875,819.27	1,477,130,978.87	52,813,574.45	1,422,817,984.72	-	1,499,419.70	1,477,130,978.87	-						
Advice to Debit Account	147,134,735.76	1,976,047,456.15	-	1,341,562.50	2,124,523,754.41	113,796.57	5,506,929.70	-	91,210.00	5,711,936.27	-	17,231,226.39	-	-	17,231,226.39	22,943,162.66	2,147,466,917.07	147,248,532.33	1,998,785,612.24	-	1,432,772.50	2,147,466,917.07	-						
Notice of Transfer Allocations (NTA)	330,407,408.39	1,577,222,581.82	-	2,918,243.35	1,910,548,233.56	815,328.71	7,548,457.87	-	18,190,892.29	26,554,678.87	-	64,553,054.89	-	491,529.99	65,044,584.88	91,599,263.75	2,002,147,497.31	331,222,737.10	1,649,324,094.58	-	21,600,665.63	2,002,147,497.31	-						
MDS Checks Issued	74,005,570.82	990,788,199.81	-	127,906.56	1,064,921,677.19	538,209.05	4,370,942.41	-	3,602,538.64	8,511,690.10	-	20,461,719.81	-	304,967.75	20,766,687.56	29,278,377.66	1,094,200,054.85	74,543,779.87	1,015,620,862.03	-	4,035,412.95	1,094,200,054.85	-						
Advice to Debit Account	256,401,837.57	586,434,382.01	-	2,790,336.79	845,626,556.37	277,119.66	3,177,515.46	-	14,588,353.65	18,042,988.77	-	44,091,335.08	-	186,562.24	44,277,897.32	62,320,886.09	907,947,442.46	256,678,957.23	633,703,232.55	-	17,565,252.68	907,947,442.46	-						
Working Fund for FAPs	-	-	-	-	-	-	-	-	-	-	-	-	-	-	-	-	-	-	-	-	-	-	-						
Cash Disbursement Ceiling (CDC)	-	-	-	-	-	-	-	-	-	-	-	-	-	-	-	-	-	-	-	-	-	-	-						
TOTAL CASH DISBURSEMENTS	530,354,239.15	4,969,351,495.44	-	5,621,412.98	5,505,327,147.57	930,604.73	13,642,435.75	-	18,419,914.86	32,992,955.34	-	87,933,760.35	-	491,529.99	88,425,290.34	121,418,245.68	5,626,745,393.25	531,284,843.88	5,070,927,691.54	-	24,532,857.83	5,626,745,393.25	-						
NON-CASH DISBURSEMENTS	27,200,834.40	44,649,269.02	-	463,408.57	72,313,511.99	10,500.00	824,905.75	-	1,492,059.43	2,327,465.18	-	2,682,459.37	-	31,617.36	2,714,076.73	5,041,541.91	77,355,053.90	27,211,334.40	48,156,634.14	-	1,987,085.36	77,355,053.90	-						
Tax Remittance Advices Issued (TRA)	27,166,968.57	44,648,397.39	-	463,408.57	72,278,774.53	10,500.00	824,905.75	-	1,492,059.43	2,327,465.18	-	2,682,102.32	-	31,617.36	2,713,719.68	5,041,184.86	77,319,959.39	27,177,468.57	48,155,405.46	-	1,987,085.36	77,319,959.39	-						
Non-Cash Availment Authority (NCAA)	-	-	-	-	-	-	-	-	-	-	-	-	-	-	-	-	-	-	-	-	-	-	-						
Disbursements effected through outright deductions from claims (please specify...)	33,865.83	871.63	-	-	34,737.46	-	-	-	-	-	-	357.05	-	-	357.05	357.05	35,094.51	33,865.83	1,228.68	-	-	35,094.51	-						
Overpayment of expenses (e.g. personnel benefits)	33,865.83	200.00	-	-	34,065.83	-	-	-	-	-	-	-	-	-	-	-	34,065.83	33,865.83	200.00	-	-	34,065.83	-						
Restitution for loss of government property	-	-	-	-	-	-	-	-	-	-	-	-	-	-	-	-	-	-	-	-	-	-	-						
Liquidated damages and similar claims	-	671.63	-	-	671.63	-	-	-	-	-	-	357.05	-	-	357.05	357.05	1,028.68	-	1,028.68	-	-	1,028.68	-						
Others(TEF, BIR-Documentary Stamp Tax, etc.)	-	-	-	-	-	-	-	-	-	-	-	-	-	-	-	-	-	-	-	-	-	-	-						
TOTAL NON-CASH DISBURSEMENTS	27,200,834.40	44,649,269.02	-	463,408.57	72,313,511.99	10,500.00	824,905.75	-	1,492,059.43	2,327,465.18	-	2,682,459.37	-	31,617.36	2,714,076.73	5,041,541.91	77,355,053.90	27,211,334.40	48,156,634.14	-	1,987,085.36	77,355,053.90	-						
GRAND TOTAL	557,555,073.55	5,014,000,764.46	-	6,084,821.55	5,577,640,659.56	941,104.73	14,467,341.50	-	19,911,974.29	35,320,420.52	-	90,616,219.72	-	523,147.35	91,139,367.07	126,459,787.59	5,704,100,447.15	558,496,178.28	5,119,084,325.68	-	26,519,943.19	5,704,100,447.15	-						

SUMMARY			
Particulars	Previous Report	This Month	As of Date
(I)	(II)	(III)	(IV)
Total Disbursement Authorities Received	189,859,490,301.33	30,674,898,575.95	220,534,388,877.28
NCA	146,253,239,472.00	21,893,516,000.00	168,146,755,472.00
NTA	42,900,816,094.06	8,704,062,616.56	51,604,878,710.62
Working Fund	-	-	-
TRA	705,434,735.27	77,319,959.39	782,754,694.66
CDC	-	-	-
NCAA	-	-	-
Less: Notice of Transfer of Allotments (NTA) issued	42,900,816,094.06	8,736,369,368.89	51,637,185,462.95
Total Disbursement Authorities Available	146,958,674,207.27	21,938,529,207.06	168,897,203,414.33
(v)	(vi)	(vii)	(viii)
Lapsed NCA	8,853,332,059.48	-	8,853,332,059.48
Disbursements	138,116,533,924.57	5,704,100,447.15	143,820,634,371.72
Less: Other Non-Cash Disbursements	489,278.25	35,094.51	524,372.76
Disbursements effected through outright deductions from claims	-	-	-
Overpayment of expenses (e.g. personnel benefits)	91,466.06	34,065.83	125,531.89
Restitution for loss of government property	-	-	-
Liquidated damages and similar claims	397,812.19	1,028.68	398,840.87
Others (e.g. TEF, BIR, Docs Stamp, etc.)	-	-	-
Add/Less: Adjustments (e.g. cancelled/staled checks)	10,702,498.53	(44,995.60)	10,657,502.93
Balance of Disbursement Authorities as at date	(0.00)	16,234,418,858.82	16,234,418,858.82
Total Disbursements Program	129,685,734,000.00	11,826,127,000.00	141,511,861,000.00
Less: *Actual Disbursements	138,126,747,144.85	5,704,020,357.04	143,830,767,501.89
(Over)/Under spending	(8,441,013,144.85)	6,122,106,642.96	(2,318,906,501.89)

Certified Correct:

JOBELLE S. ROSTATA
Agency Chief Accountant
Date

Approved By:
ERWIN T. TULFO
Secretary, DSWD
Date

MONTHLY REPORT OF DISBURSEMENTS
For the month of October 2022



Department: Department of Social Welfare and Development (DSWD)											Agency: Office of the Secretary							Operating Unit: Regional Office - ALL						
Organization Code (UACS):											Fund Cluster: 02 - Foreign Assisted Project							Report Status: SUBMITTED						
PARTICULARS	CURRENT YEAR BUDGET					PRIOR YEAR'S BUDGET												SUB-TOTAL	GRAND TOTAL				REMARKS	
						PRIOR YEAR'S ACCOUNTS PAYABLE					CURRENT YEAR'S ACCOUNTS PAYABLE													
	PS	MOOE	Fin. Exp	CO	TOTAL	PS	MOOE	Fin. Exp	CO	Sub-Total	PS	MOOE	Fin. Exp	CO	Sub-Total	TOTAL	MOOE		Fin. Exp	CO	TOTAL			
CASH DISBURSEMENTS	-	137,254,307.53	-	-	137,254,307.53	-	4,250,733.65	-	-	4,250,733.65	-	222,880.33	-	34,537.50	257,417.83	4,508,151.48	141,762,459.01	141,727,921.51	-	34,537.50	141,762,459.01			
Notice of Cash Allocation (NCA)	-	5,217,340.41	-	-	5,217,340.41	-	-	-	-	-	-	-	-	-	-	-	5,217,340.41	5,217,340.41	-	-	5,217,340.41			
MDS Checks Issued	-	16,505.00	-	-	16,505.00	-	-	-	-	-	-	-	-	-	-	-	16,505.00	16,505.00	-	-	16,505.00			
Advice to Debit Account	-	5,200,835.41	-	-	5,200,835.41	-	-	-	-	-	-	-	-	-	-	-	5,200,835.41	5,200,835.41	-	-	5,200,835.41			
Notice of Transfer Allocations (NTA)	-	128,976,584.12	-	-	128,976,584.12	-	-	-	-	-	-	-	-	-	-	-	128,976,584.12	128,976,584.12	-	-	128,976,584.12			
MDS Checks Issued	-	36,064,944.42	-	-	36,064,944.42	-	-	-	-	-	-	-	-	-	-	-	36,064,944.42	36,064,944.42	-	-	36,064,944.42			
Advice to Debit Account	-	92,911,639.70	-	-	92,911,639.70	-	-	-	-	-	-	-	-	-	-	-	92,911,639.70	92,911,639.70	-	-	92,911,639.70			
Working Fund for FAPs	-	3,060,383.00	-	-	3,060,383.00	-	4,250,733.65	-	-	4,250,733.65	-	222,880.33	-	34,537.50	257,417.83	4,508,151.48	7,568,534.48	7,533,996.98	-	34,537.50	7,568,534.48			
Cash Disbursement Ceiling (CDC)	-	-	-	-	-	-	-	-	-	-	-	-	-	-	-	-	-	-	-	-	-			
TOTAL CASH DISBURSEMENTS	-	137,254,307.53	-	-	137,254,307.53	-	4,250,733.65	-	-	4,250,733.65	-	222,880.33	-	34,537.50	257,417.83	4,508,151.48	141,762,459.01	141,727,921.51	-	34,537.50	141,762,459.01			
NON-CASH DISBURSEMENTS	-	5,271,712.47	-	-	5,271,712.47	-	-	-	-	-	-	-	-	-	-	-	5,271,712.47	5,271,712.47	-	-	5,271,712.47			
Tax Remittance Advices Issued (TRA)	-	5,271,712.47	-	-	5,271,712.47	-	-	-	-	-	-	-	-	-	-	-	5,271,712.47	5,271,712.47	-	-	5,271,712.47			
Non-Cash Availment Authority (NCAA)	-	-	-	-	-	-	-	-	-	-	-	-	-	-	-	-	-	-	-	-	-			
Disbursements effected through outright	-	-	-	-	-	-	-	-	-	-	-	-	-	-	-	-	-	-	-	-	-			
Overpayment of expenses(e.g. personnel benefits)	-	-	-	-	-	-	-	-	-	-	-	-	-	-	-	-	-	-	-	-	-			
Restitution for loss of government property	-	-	-	-	-	-	-	-	-	-	-	-	-	-	-	-	-	-	-	-	-			
Liquidated damages and similar claims	-	-	-	-	-	-	-	-	-	-	-	-	-	-	-	-	-	-	-	-	-			
Others(TEF, BTR-Documentary Stamp Tax, etc.)	-	-	-	-	-	-	-	-	-	-	-	-	-	-	-	-	-	-	-	-	-			
TOTAL NON-CASH DISBURSEMENTS	-	5,271,712.47	-	-	5,271,712.47	-	-	-	-	-	-	-	-	-	-	-	5,271,712.47	5,271,712.47	-	-	5,271,712.47			
GRAND TOTAL	-	142,526,020.00	-	-	142,526,020.00	-	4,250,733.65	-	-	4,250,733.65	-	222,880.33	-	34,537.50	257,417.83	4,508,151.48	147,034,171.48	146,999,633.98	-	34,537.50	147,034,171.48			

SUMMARY			
Particulars	Previous Report	This Month	As of Date
(1)	(2)	(3)	(4)
Total Disbursement Authorities Received	9,451,289,176.15	472,449,305.14	9,923,738,481.29
NCA	4,325,949,000.00	240,923,000.00	4,566,872,000.00
NTA	3,667,734,162.42	226,254,592.67	3,893,988,755.09
Working Fund	1,440,501,207.10	-	1,440,501,207.10
TRA	17,104,806.63	5,271,712.47	22,376,519.10
CDC	-	-	-
NCAA	-	-	-
Less: Notice of Transfer of Allotments (NTA) issued	3,667,734,162.42	226,254,592.67	3,893,988,755.09
Total Disbursement Authorities Available	5,783,555,013.73	246,194,712.47	6,029,749,726.20
Less			
Lapsed NCA	853,364,069.76	-	853,364,069.76
Disbursements	4,465,806,177.23	147,034,171.48	4,612,840,348.71
Less: Other Non-Cash Disbursements	-	-	-
Disbursements effected through outright	-	-	-
Overpayment of expenses(e.g. personnel benefits)	-	-	-
Restitution for loss of government property	-	-	-
Liquidated damages and similar claims	-	-	-
Others (e.g. TEF, BTR, Docs Stamp, etc.)	-	-	-
Add/Less: Adjustments (e.g. cancelled/staled checks)	15,300,223.41	2,638,342.81	17,938,566.22
Balance of Disbursement Authorities as at date	479,684,990.15	101,798,883.80	581,483,873.95
Total Disbursements Program	7,780,112,938.79	240,783,104.37	8,020,896,043.16
Less: *Actual Disbursements	4,450,505,953.82	144,395,828.67	4,594,901,782.49
(Over)/Under spending	3,329,606,984.97	96,387,275.70	3,425,994,260.67

Certified Correct:


JANINE G. COSINO
Chief, Accounting Division for Special Projects
Date: NOV 9 7 2022

Approved By:


ERWIN T. TULFO
Secretary, DSWD
Date: 

MONTHLY REPORT OF DISBURSEMENTS
For the month of October 2022

Department: Department of Social Welfare and Development (DSWD)											Agency: Office of the Secretary							Operating Unit: Regional Office - ALL						
Organization Code (UACS):											Fund Cluster: 04- Special Account - Foreign Assisted Project/Grants							Report Status: SUBMITTED						
PARTICULARS	CURRENT YEAR BUDGET					PRIOR YEAR'S BUDGET											SUB-TOTAL	GRAND TOTAL					REMARKS	
						PRIOR YEAR'S ACCOUNTS PAYABLE					CURRENT YEAR'S ACCOUNTS PAYABLE													
	PS	MOOE	Fin. Exp	CO	TOTAL	PS	MOOE	Fin. Exp	CO	Sub-Total	PS	MOOE	Fin. Exp	CO	Total	TOTAL								
CASH DISBURSEMENTS	-	-	-	-	-	-	-	-	-	-	-	-	-	-	-	-	-	-	-	-	-	-	-	-
Notice of Cash Allocation (NCA)	-	-	-	-	-	-	-	-	-	-	-	-	-	-	-	-	-	-	-	-	-	-	-	-
MDS Checks Issued	-	-	-	-	-	-	-	-	-	-	-	-	-	-	-	-	-	-	-	-	-	-	-	-
Advice to Debit Account	-	-	-	-	-	-	-	-	-	-	-	-	-	-	-	-	-	-	-	-	-	-	-	-
Notice of Transfer Allocations (NTA)	-	-	-	-	-	-	-	-	-	-	-	-	-	-	-	-	-	-	-	-	-	-	-	-
MDS Checks Issued	-	-	-	-	-	-	-	-	-	-	-	-	-	-	-	-	-	-	-	-	-	-	-	-
Advice to Debit Account	-	-	-	-	-	-	-	-	-	-	-	-	-	-	-	-	-	-	-	-	-	-	-	-
Working Fund for FAPs	-	-	-	-	-	-	-	-	-	-	-	-	-	-	-	-	-	-	-	-	-	-	-	-
Cash Disbursement Ceiling (CDC)	-	-	-	-	-	-	-	-	-	-	-	-	-	-	-	-	-	-	-	-	-	-	-	-
TOTAL CASH DISBURSEMENTS	-	-	-	-	-	-	-	-	-	-	-	-	-	-	-	-	-	-	-	-	-	-	-	-
NON-CASH DISBURSEMENTS	-	-	-	-	-	-	-	-	-	-	-	-	-	-	-	-	-	-	-	-	-	-	-	-
Tax Remittance Advices Issued (TRA)	-	-	-	-	-	-	-	-	-	-	-	-	-	-	-	-	-	-	-	-	-	-	-	-
Non-Cash Availment Authority (NCAA)	-	-	-	-	-	-	-	-	-	-	-	-	-	-	-	-	-	-	-	-	-	-	-	-
Disbursements effected through outright deductions from claims (please specify...)	-	-	-	-	-	-	-	-	-	-	-	-	-	-	-	-	-	-	-	-	-	-	-	-
Overpayment of expenses(e.g. personnel benefits)	-	-	-	-	-	-	-	-	-	-	-	-	-	-	-	-	-	-	-	-	-	-	-	-
Restitution for loss of government property	-	-	-	-	-	-	-	-	-	-	-	-	-	-	-	-	-	-	-	-	-	-	-	-
Liquidated damages and similar claims	-	-	-	-	-	-	-	-	-	-	-	-	-	-	-	-	-	-	-	-	-	-	-	-
Others(TEF, BTr-Documentary Stamp Tax, etc.)	-	-	-	-	-	-	-	-	-	-	-	-	-	-	-	-	-	-	-	-	-	-	-	-
TOTAL NON-CASH DISBURSEMENTS	-	-	-	-	-	-	-	-	-	-	-	-	-	-	-	-	-	-	-	-	-	-	-	-
GRAND TOTAL	-	-	-	-	-	-	-	-	-	-	-	-	-	-	-	-	-	-	-	-	-	-	-	-



SUMMARY

Particulars	Previous Report	This Month	As of Date
(1)	(2)	(3)	(4)
Total Disbursement Authorities Received	2,176,942.88	-	2,176,942.88
NCA	1,073,527.00	-	1,073,527.00
NTA	1,073,526.48	-	1,073,526.48
Working Fund	-	-	-
TRA	29,889.40	-	29,889.40
CDC	-	-	-
NCAA	-	-	-
Less: Notice of Transfer of Allotments (NTA) issued	1,073,526.48	-	1,073,526.48
Total Disbursement Authorities Available	1,103,416.40	-	1,103,416.40
Less			
Lapsed NCA	-	-	-
Disbursements	1,103,415.88	-	1,103,415.88
Less: Other Non-Cash Disbursements	-	-	-
from claims	-	-	-
Overpayment of expenses(e.g. personnel benefits)	-	-	-
Restitution for loss of government property	-	-	-
Liquidated damages and similar claims	-	-	-
Others (e.g. TEF, BTr, Docs Stamp, etc.)	-	-	-
Add/Less: Adjustments (e.g. cancelled/staled checks)	-	-	-
Balance of Disbursement Authorities as at date	0.52	-	0.52
Total Disbursements Program	-	-	-
Less: *Actual Disbursements	1,103,415.88	-	1,103,415.88
(Over)/Under spending	-	-	-

Certified Correct:


JANINE G. COSINO
Chief, Accounting Division for Special Projects
Date: **NOV 9 7 2022**

Approved By:


ERWIN T. TULFO
Secretary, DSWD
Date: 

MONTHLY REPORT OF DISBURSEMENTS
For the month of October 2022

FAR NO. 4

FUND CLUSTER 7

Department: Department of Social Welfare and Development (DSWD)						Operating Unit: Regional Office - ALL					
Organization Code (UACS):						Report Status: SUBMITTED					
PARTICULARS	TRUST LIABILITIES					GRAND TOTAL					REMARKS
	PS	MOOE	Fin. Exp	CO	TOTAL	PS	MOOE	Fin. Exp	CO	TOTAL	
CASH DISBURSEMENTS	-	383,833,789.91	-	-	383,833,789.91	-	383,833,789.91	-	-	383,833,789.91	
Notice of Cash Allocation (NCA)	-	57,200.00	-	-	57,200.00	-	57,200.00	-	-	57,200.00	
MDS Checks Issued	-	-	-	-	-	-	-	-	-	-	
Advice to Debit Account	-	57,200.00	-	-	57,200.00	-	57,200.00	-	-	57,200.00	
Notice of Transfer Allocations (NTA)	-	383,776,589.91	-	-	383,776,589.91	-	383,776,589.91	-	-	383,776,589.91	
MDS Checks Issued	-	383,776,589.91	-	-	383,776,589.91	-	383,776,589.91	-	-	383,776,589.91	
Advice to Debit Account	-	-	-	-	-	-	-	-	-	-	
Working Fund for FAPs	-	-	-	-	-	-	-	-	-	-	
Cash Disbursement Ceiling (CDC)	-	-	-	-	-	-	-	-	-	-	
TOTAL CASH DISBURSEMENTS	-	383,833,789.91	-	-	383,833,789.91	-	383,833,789.91	-	-	383,833,789.91	
NON-CASH DISBURSEMENTS	-	26,066.28	-	-	26,066.28	-	26,066.28	-	-	26,066.28	
Tax Remittance Advances Issued (TRA)	-	26,066.28	-	-	26,066.28	-	26,066.28	-	-	26,066.28	
Non-Cash Availment Authority (NCAA)	-	-	-	-	-	-	-	-	-	-	
Disbursements effected through outright deductions from claims (please specify...)	-	-	-	-	-	-	-	-	-	-	
Overpayment of expenses(e.g. personnel benefits)	-	-	-	-	-	-	-	-	-	-	
Restitution for loss of government property	-	-	-	-	-	-	-	-	-	-	
Liquidated damages and similar claims	-	-	-	-	-	-	-	-	-	-	
Others(TEF, BTr-Documentary Stamp Tax, etc.)	-	-	-	-	-	-	-	-	-	-	
TOTAL NON-CASH DISBURSEMENTS	-	26,066.28	-	-	26,066.28	-	26,066.28	-	-	26,066.28	
GRAND TOTAL	-	383,859,856.19	-	-	383,859,856.19	-	383,859,856.19	-	-	383,859,856.19	


SUMMARY

Particulars	Previous Report	This Month	As of Date
(1)	(2)	(3)	(4)
Total Disbursement Authorities Received	1,979,913,884.27	292,448,558.08	2,272,362,442.35
NCA	1,137,564,563.00	46,037,200.00	1,183,601,763.00
NTA	839,418,908.83	246,385,291.80	1,085,804,200.63
Working Fund	-	-	-
TRA	2,930,412.44	26,066.28	2,956,478.72
CDC	-	-	-
NCAA	-	-	-
Less: Notice of Transfer of Allotments (NTA) issued	839,418,908.83	246,385,291.80	1,085,804,200.63
Total Disbursement Authorities Available	1,140,494,975.44	46,063,266.28	1,186,558,241.72
Less	-	-	-
Lapsed NCA	-	-	-
Disbursements	449,980,253.37	383,859,856.19	833,840,109.56
Less: Other Non-Cash Disbursements	1,537.38	-	1,537.38
Disbursements effected through outright deductions from claims	-	-	-
Overpayment of expenses(e.g. personnel benefits)	-	-	-
Restitution for loss of government property	-	-	-
Liquidated damages and similar claims	1,537.38	-	1,537.38
Others (e.g. TEF, BTr, Docs Stamp, etc.)	-	-	-
Add/Less: Adjustments (e.g. cancelled/staled checks)	-	-	-
Balance of Disbursement Authorities as at date	690,516,259.45	(337,796,589.91)	352,719,669.54
Total Disbursements Program	1,139,285,523.72	46,037,200.00	1,185,322,723.72
Less: *Actual Disbursements	449,978,715.99	383,859,856.19	833,838,572.18
(Over)/Under spending	689,306,807.73	(337,822,656.19)	351,484,151.54

Certified Correct:


JOELLE S. ROSTATA
Agency, Chief Accountant
Date _____

Approved By:


ERWIN T. TULFO
Secretary, DSW/D
Date _____