

MONTHLY REPORT OF DISBURSEMENTS  
For the month of November 2022

Department: Department of Social Welfare and Development (DSWD)											Agency: Office of the Secretary											Operating Unit: Regional Office - ALL										
Organization Code (UACS):											Fund Cluster: 01 - Regular Agency Fund											Report Status: SUBMITTED										
PARTICULARS	CURRENT YEAR BUDGET					PRIOR YEAR'S ACCOUNTS PAYABLE					PRIOR YEAR'S BUDGET					CURRENT YEAR'S ACCOUNTS PAYABLE					GRAND TOTAL					REMARKS						
	PS	MOOE	Fin. Exp	CO	TOTAL	PS	MOOE	Fin. Exp	CO	Sub-Total	PS	MOOE	Fin. Exp	CO	Sub-Total	TOTAL	SUB-TOTAL	PS	MOOE	Fin. Exp	CO	TOTAL										
CASH DISBURSEMENTS	1,173,964,673.99	26,382,333,024.09	-	39,324,664.54	27,595,622,362.62	563,353.43	13,123,891.49	-	10,263,617.25	23,950,862.17	-	271,913,743.70	-	2,973,437.75	274,887,181.45	298,838,043.62	27,894,460,406.24	1,174,528,027.42	26,667,370,659.28	-	-	52,581,719.54	27,894,460,406.24									
Notice of Cash Allocation (NCA)	416,782,566.46	22,495,729,342.03	-	38,527,130.00	22,951,039,038.49	186,183.36	9,142,037.59	-	2,386,890.44	11,715,111.39	-	35,012,698.74	-	390,630.72	35,403,329.46	47,118,440.85	22,998,157,479.34	416,968,749.82	22,539,884,078.36	-	-	41,304,651.16	22,998,157,479.34									
MDS Checks Issued	109,294,700.82	2,586,200,292.84	-	-	2,695,494,993.66	54,167.30	566,750.00	-	-	620,417.30	-	25,474,407.23	-	-	25,474,407.23	26,094,824.53	2,721,589,818.19	109,348,868.12	2,612,240,950.07	-	-	-	2,721,589,818.19									
Advice to Debit Account	307,487,865.64	19,909,529,049.19	-	38,527,130.00	20,255,544,044.83	132,016.06	8,575,787.59	-	2,386,890.44	11,094,694.09	-	9,538,291.51	-	390,630.72	9,928,922.23	21,023,616.32	20,276,567,661.15	307,619,881.70	19,927,643,128.29	-	-	41,304,651.16	20,276,567,661.15									
Notice of Transfer Allocations (NTA)	757,182,107.53	3,886,603,682.06	-	797,534.54	4,644,583,324.13	377,170.07	3,981,853.90	-	7,876,726.81	12,235,750.78	-	236,901,044.96	-	2,587,807.03	239,483,851.99	251,719,602.77	4,896,302,926.90	757,559,277.60	4,127,486,580.92	-	-	11,257,068.38	4,896,302,926.90									
MDS Checks Issued	158,357,583.45	3,187,688,050.97	-	186,919.65	3,346,232,554.07	-	402,025.41	-	3,570,763.39	3,972,788.80	-	152,549,388.43	-	-	152,549,388.43	156,522,177.23	3,502,754,731.30	158,357,583.45	3,340,639,464.81	-	-	3,757,683.04	3,502,754,731.30									
Advice to Debit Account	598,824,524.08	698,915,631.09	-	610,614.89	1,298,350,770.06	377,170.07	3,579,828.49	-	4,305,963.42	8,262,961.98	-	84,351,656.53	-	2,587,807.03	86,934,463.56	95,197,425.54	1,393,548,195.60	599,201,694.15	786,847,116.11	-	-	7,499,385.34	1,393,548,195.60									
Working Fund for FAPs	-	-	-	-	-	-	-	-	-	-	-	-	-	-	-	-	-	-	-	-	-	-	-									
Cash Disbursement Ceiling (CDC)	-	-	-	-	-	-	-	-	-	-	-	-	-	-	-	-	-	-	-	-	-	-	-									
TOTAL CASH DISBURSEMENTS	1,173,964,673.99	26,382,333,024.09	-	39,324,664.54	27,595,622,362.62	563,353.43	13,123,891.49	-	10,263,617.25	23,950,862.17	-	271,913,743.70	-	2,973,437.75	274,887,181.45	298,838,043.62	27,894,460,406.24	1,174,528,027.42	26,667,370,659.28	-	-	52,581,719.54	27,894,460,406.24									
NON-CASH DISBURSEMENTS	28,044,762.50	45,145,421.85	-	2,219,546.85	75,409,731.20	8,976.87	1,132,286.42	-	606,359.13	1,747,622.42	-	2,356,841.88	-	159,958.22	2,516,800.10	4,264,422.52	79,674,153.72	28,053,739.37	48,634,550.15	-	-	2,985,864.20	79,674,153.72									
Tax Remittance Advices Issued (TRA)	28,044,598.69	45,144,408.91	-	2,219,546.85	75,408,554.45	8,976.87	1,126,535.49	-	606,359.13	1,741,871.49	-	2,356,841.88	-	159,958.22	2,516,800.10	4,258,671.59	79,667,226.04	28,053,575.56	48,627,786.28	-	-	2,985,864.20	79,667,226.04									
Non-Cash Availment Authority (NCAA)	-	-	-	-	-	-	-	-	-	-	-	-	-	-	-	-	-	-	-	-	-	-	-									
Disbursements effected through outright deductions from claims (lease specific...)	163.81	1,012.94	-	-	1,176.75	-	5,750.93	-	-	5,750.93	-	-	-	-	-	5,750.93	6,927.68	163.81	6,763.87	-	-	-	6,927.68									
Overpayment of expenses(e.g. personnel benefits)	163.81	-	-	-	163.81	-	-	-	-	-	-	-	-	-	-	-	163.81	163.81	-	-	-	-	163.81									
Restitution for loss of government property	-	-	-	-	-	-	-	-	-	-	-	-	-	-	-	-	-	-	-	-	-	-	-									
Liquidated damages and similar claims	-	1,012.94	-	-	1,012.94	-	5,750.93	-	-	5,750.93	-	-	-	-	-	5,750.93	6,763.87	-	6,763.87	-	-	-	6,763.87									
Others(TEF, BTR-Documentary Stamp Tax, etc.)	-	-	-	-	-	-	-	-	-	-	-	-	-	-	-	-	-	-	-	-	-	-	-									
TOTAL NON-CASH DISBURSEMENTS	28,044,762.50	45,145,421.85	-	2,219,546.85	75,409,731.20	8,976.87	1,132,286.42	-	606,359.13	1,747,622.42	-	2,356,841.88	-	159,958.22	2,516,800.10	4,264,422.52	79,674,153.72	28,053,739.37	48,634,550.15	-	-	2,985,864.20	79,674,153.72									
GRAND TOTAL	1,202,009,436.49	26,427,478,445.94	-	41,544,211.39	27,671,032,093.82	572,330.30	14,256,177.91	-	10,869,976.38	25,698,484.59	-	274,270,585.58	-	3,133,395.97	277,403,981.55	303,102,466.14	27,974,134,559.96	1,202,581,766.79	26,716,005,209.43	-	-	55,547,583.74	27,974,134,559.96									

SUMMARY			
Particulars	Previous Report	This Month	As of Date
(1)	(2)	(3)	(4)
Total Disbursement Authorities Received	220,535,852,577.01	27,081,313,206.72	247,617,165,783.73
NCA	168,146,755,472.00	24,633,969,645.00	192,780,725,117.00
NTA	51,604,878,710.62	2,367,676,335.68	53,972,555,046.30
Working Fund	-	-	-
TRA	784,218,394.39	79,667,226.04	863,885,620.43
CDC	-	-	-
NCAA	-	-	-
Less: Notice of Transfer of Allotments (NTA) issued	51,637,185,462.95	2,335,369,583.35	53,972,555,046.30
Total Disbursement Authorities Available	168,898,667,114.06	24,745,943,623.37	193,644,610,737.43
Less:			
Lapsed NCA	8,853,332,059.48	-	8,853,332,059.48
Disbursements	143,827,098,071.45	27,974,134,559.96	171,796,232,631.41
Less: Other Non-Cash Disbursements	524,372.76	6,927.68	531,300.44
Disbursements effected through outright deductions from claims	-	-	-
Overpayment of expenses(e.g. personnel benefits)	125,531.89	163.81	125,695.70
Restitution for loss of government property	-	-	-
Liquidated damages and similar claims	398,840.87	6,763.87	405,604.74
Others (e.g. TEF, BTR, Docs Stamp, etc.)	-	-	-
Add/less: Adjustments (e.g. cancelled/staled checks)	10,657,502.93	(25,756.72)	10,631,746.66
Balance of Disbursement Authorities as at date	16,224,418,858.82	(2,228,209,765.18)	13,006,209,093.64
Total Disbursements Program	154,062,923,000.00	18,959,447,000.00	173,022,370,000.00
Less: *Actual Disbursements	143,832,231,201.62	27,974,101,876.01	171,806,333,077.63
(Over)/Under spending	10,230,691,798.38	(9,014,654,876.01)	216,036,922.37

Certified Correct:

JOBELE ROSTATA  
Agency Chief Accountant  
Date

Approved By:

ERWIN T. TULOFO  
Secretary, DSWD  
Date



**MONTHLY REPORT OF DISBURSEMENTS**  
For the month of November 2022

Department: Department of Social Welfare and Development (DSWD)										Agency: Office of the Secretary							Operating Unit: Regional Office - ALL						
Organization Code (UACS):										Fund Cluster: 02 - Foreign Assisted Project							Report Status: SUBMITTED						
PARTICULARS	CURRENT YEAR BUDGET					PRIOR YEAR'S BUDGET										SUB-TOTAL	GRAND TOTAL					REMARKS	
						PRIOR YEAR'S ACCOUNTS PAYABLE					CURRENT YEAR'S ACCOUNTS PAYABLE												
	PS	MOOE	Fin. Exp	CO	TOTAL	PS	MOOE	Fin. Exp	CO	Sub-Total	PS	MOOE	Fin. Exp	CO	Sub-Total		TOTAL	MOOE	Fin. Exp	CO	TOTAL		
CASH DISBURSEMENTS	-	164,991,380.93	-	-	164,991,380.93	-	3,055,561.12	-	-	3,055,561.12	-	254,031.98	-	1,892,857.15	2,146,889.13	5,202,450.25	170,193,831.18	168,300,974.03	-	1,892,857.15	170,193,831.18		
Notice of Cash Allocation (NCA)	-	5,948,411.80	-	-	5,948,411.80	-	-	-	-	-	-	-	-	-	-	-	5,948,411.80	5,948,411.80	-	-	5,948,411.80		
MDS Checks Issued	-	52,898.78	-	-	52,898.78	-	-	-	-	-	-	-	-	-	-	-	52,898.78	52,898.78	-	-	52,898.78		
Advice to Debit Account	-	5,895,513.02	-	-	5,895,513.02	-	-	-	-	-	-	-	-	-	-	-	5,895,513.02	5,895,513.02	-	-	5,895,513.02		
Notice of Transfer Allocations (NTA)	-	140,903,936.93	-	-	140,903,936.93	-	-	-	-	-	-	50,257.50	-	-	50,257.50	50,257.50	140,954,194.43	140,954,194.43	-	-	140,954,194.43		
MDS Checks Issued	-	22,582,409.87	-	-	22,582,409.87	-	-	-	-	-	-	50,257.50	-	-	50,257.50	50,257.50	22,632,667.37	22,632,667.37	-	-	22,632,667.37		
Advice to Debit Account	-	118,321,527.06	-	-	118,321,527.06	-	-	-	-	-	-	-	-	-	-	-	118,321,527.06	118,321,527.06	-	-	118,321,527.06		
Working Fund for FAPs	-	18,139,032.20	-	-	18,139,032.20	-	3,055,561.12	-	-	3,055,561.12	-	203,774.48	-	1,892,857.15	2,096,631.63	5,152,192.75	23,291,224.95	21,398,367.80	-	1,892,857.15	23,291,224.95		
Cash Disbursement Ceiling (CDC)	-	-	-	-	-	-	-	-	-	-	-	-	-	-	-	-	-	-	-	-	-		
TOTAL CASH DISBURSEMENTS	-	164,991,380.93	-	-	164,991,380.93	-	3,055,561.12	-	-	3,055,561.12	-	254,031.98	-	1,892,857.15	2,146,889.13	5,202,450.25	170,193,831.18	168,300,974.03	-	1,892,857.15	170,193,831.18		
NON-CASH DISBURSEMENTS	-	4,457,755.56	-	-	4,457,755.56	-	-	-	-	-	-	-	-	-	-	-	4,457,755.56	4,457,755.56	-	-	4,457,755.56		
Tax Remittance Advices Issued (TRA)	-	4,457,755.56	-	-	4,457,755.56	-	-	-	-	-	-	-	-	-	-	-	4,457,755.56	4,457,755.56	-	-	4,457,755.56		
Non-Cash Availment Authority (NCAA)	-	-	-	-	-	-	-	-	-	-	-	-	-	-	-	-	-	-	-	-	-		
Disbursements effected through outright	-	-	-	-	-	-	-	-	-	-	-	-	-	-	-	-	-	-	-	-	-		
Overpayment of expenses(e.g. personnel benefits)	-	-	-	-	-	-	-	-	-	-	-	-	-	-	-	-	-	-	-	-	-		
Restitution for loss of government property	-	-	-	-	-	-	-	-	-	-	-	-	-	-	-	-	-	-	-	-	-		
Liquidated damages and similar claims	-	-	-	-	-	-	-	-	-	-	-	-	-	-	-	-	-	-	-	-	-		
Others(TEF, BTr-Documentary Stamp Tax, etc.)	-	-	-	-	-	-	-	-	-	-	-	-	-	-	-	-	-	-	-	-	-		
TOTAL NON-CASH DISBURSEMENTS	-	4,457,755.56	-	-	4,457,755.56	-	-	-	-	-	-	-	-	-	-	-	4,457,755.56	4,457,755.56	-	-	4,457,755.56		
GRAND TOTAL	-	169,449,136.49	-	-	169,449,136.49	-	3,055,561.12	-	-	3,055,561.12	-	254,031.98	-	1,892,857.15	2,146,889.13	5,202,450.25	174,651,586.74	172,758,729.59	-	1,892,857.15	174,651,586.74		


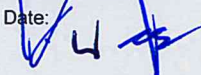
**SUMMARY**

Particulars	Previous Report	This Month	As of Date
(1)	(2)	(3)	(4)
Total Disbursement Authorities Received	9,923,738,481.29	301,520,691.60	10,225,259,172.89
NCA	4,566,872,000.00	166,260,000.00	4,733,132,000.00
NTA	3,893,988,755.09	130,802,936.04	4,024,791,691.13
Working Fund	1,440,501,207.10	-	1,440,501,207.10
TRA	22,376,519.10	4,457,755.56	26,834,274.66
CDC	-	-	-
NCAA	-	-	-
Less: Notice of Transfer of Allotments (NTA) issued	3,893,988,755.09	130,802,936.04	4,024,791,691.13
Total Disbursement Authorities Available	6,029,749,726.20	170,717,755.56	6,200,467,481.76
Less			
Lapsed NCA	853,364,069.76	-	853,364,069.76
Disbursements	4,612,840,348.71	174,651,586.74	4,787,491,935.45
Less: Other Non-Cash Disbursements	-	-	-
Disbursements effected through outright	-	-	-
Overpayment of expenses(e.g. personnel benefits)	-	-	-
Restitution for loss of government property	-	-	-
Liquidated damages and similar claims	-	-	-
Others (e.g. TEF, BTr, Docs Stamp, etc.)	-	-	-
Add/Less: Adjustments (e.g. cancelled/staled checks	17,938,566.22	37,600.00	17,976,166.22
Balance of Disbursement Authorities as at date	581,483,873.95	(3,896,231.18)	577,587,642.77
Total Disbursements Program	8,020,896,043.16	178,824,840.20	8,199,720,883.36
Less: *Actual Disbursements	4,594,901,782.49	174,613,986.74	4,769,515,769.23
(Over)/Under spending	3,425,994,260.67	4,210,853.46	3,430,205,114.13

Certified Correct:

  
**JANINE G. COSINO**  
Chief, Accounting Division for Special Projects  
Date: **DEC 06 2022**

Approved By:

  
**ERWIN T. TULFO**  
Secretary, DSWD  
Date: 





**MONTHLY REPORT OF DISBURSEMENTS**  
For the month of November 2022

FAR NO. 4

FUND CLUSTER 3

Department: Department of Social Welfare and Development (DSWD)						Operating Unit: Regional Office - ALL					
Organization Code (UACS):						Report Status: SUBMITTED					
PARTICULARS	CURRENT YEAR BUDGET					GRAND TOTAL					REMARKS
	PS	MOOE	Fin. Exp	CO	TOTAL	PS	MOOE	Fin. Exp	CO	TOTAL	
CASH DISBURSEMENTS	-	1,800,000.00	-	-	1,800,000.00	-	1,800,000.00	-	-	1,800,000.00	
Notice of Cash Allocation (NCA)	-	-	-	-	-	-	-	-	-	-	
MDS Checks Issued	-	-	-	-	-	-	-	-	-	-	
Advice to Debit Account	-	-	-	-	-	-	-	-	-	-	
Notice of Transfer Allocations (NTA)	-	1,800,000.00	-	-	1,800,000.00	-	1,800,000.00	-	-	1,800,000.00	
MDS Checks Issued	-	1,800,000.00	-	-	1,800,000.00	-	1,800,000.00	-	-	1,800,000.00	
Advice to Debit Account	-	-	-	-	-	-	-	-	-	-	
Working Fund for FAPs	-	-	-	-	-	-	-	-	-	-	
Cash Disbursement Ceiling (CDC)	-	-	-	-	-	-	-	-	-	-	
TOTAL CASH DISBURSEMENTS	-	1,800,000.00	-	-	1,800,000.00	-	1,800,000.00	-	-	1,800,000.00	
NON-CASH DISBURSEMENTS	-	-	-	-	-	-	-	-	-	-	
Tax Remittance Advices Issued (TRA)	-	-	-	-	-	-	-	-	-	-	
Non-Cash Availment Authority (NCAA)	-	-	-	-	-	-	-	-	-	-	
Disbursements effected through outright deductions from claims (please specify...)	-	-	-	-	-	-	-	-	-	-	
Overpayment of expenses(e.g. personnel benefits)	-	-	-	-	-	-	-	-	-	-	
Restitution for loss of government property	-	-	-	-	-	-	-	-	-	-	
Liquidated damages and similar claims	-	-	-	-	-	-	-	-	-	-	
Others(TEF, BTr-Documentary Stamp Tax, etc.)	-	-	-	-	-	-	-	-	-	-	
TOTAL NON-CASH DISBURSEMENTS	-	-	-	-	-	-	-	-	-	-	
GRAND TOTAL	-	1,800,000.00	-	-	1,800,000.00	-	1,800,000.00	-	-	1,800,000.00	

SUMMARY			
Particulars	Previous Report	This Month	As of Date
(1)	(2)	(3)	(4)
Total Disbursement Authorities Received	3,600,000.00	-	3,600,000.00
NCA	1,800,000.00	-	1,800,000.00
NTA	1,800,000.00	-	1,800,000.00
Working Fund	-	-	-
TRA	-	-	-
CDC	-	-	-
NCAA	-	-	-
Less: Notice of Transfer of Allotments (NTA) issued	1,800,000.00	-	1,800,000.00
Total Disbursement Authorities Available	1,800,000.00	-	1,800,000.00
Less:	-	-	-
Lapsed NCA	-	-	-
Disbursements	-	1,800,000.00	1,800,000.00
Less: Other Non-Cash Disbursements	-	-	-
Disbursements effected through outright deductions from claims	-	-	-
Overpayment of expenses(e.g. personnel benefits)	-	-	-
Restitution for loss of government property	-	-	-
Liquidated damages and similar claims	-	-	-
Others (e.g. TEF, BTr, Docs Stamp, etc.)	-	-	-
Add/Less: Adjustments (e.g. cancelled/staled checks)	-	-	-
Balance of Disbursement Authorities as at date	1,800,000.00	(1,800,000.00)	-
Total Disbursements Program	1,800,000.00	-	1,800,000.00
Less: *Actual Disbursements	-	1,800,000.00	1,800,000.00
(Over)/Under spending	1,800,000.00	(1,800,000.00)	-

Certified Correct:

JOELLE S. ROSTATA  
Agency, Chief Accountant  
Date

Approved By:

ERWIN T. TULFO  
Secretary, DSWD  
Date




**MONTHLY REPORT OF DISBURSEMENTS**  
For the month of November 2022

Department: Department of Social Welfare and Development (DSWD)											Agency: Office of the Secretary							Operating Unit: Regional Office - ALL						
Organization Code (UACS):											Fund Cluster: 04- Special Account - Foreign Assisted Project/Grants							Report Status: SUBMITTED						
PARTICULARS	CURRENT YEAR BUDGET					PRIOR YEAR'S BUDGET											SUB-TOTAL	GRAND TOTAL					REMARKS	
						PRIOR YEAR'S ACCOUNTS PAYABLE					CURRENT YEAR'S ACCOUNTS PAYABLE													
	PS	MOOE	Fin. Exp	CO	TOTAL	PS	MOOE	Fin. Exp	CO	Sub-Total	PS	MOOE	Fin. Exp	CO	Total	TOTAL		PS	MOOE	Fin. Exp	CO	TOTAL		
CASH DISBURSEMENTS	-	-	-	-	-	-	-	-	-	-	-	-	-	-	-	-	-	-	-	-	-	-	-	
Notice of Cash Allocation (NCA)	-	-	-	-	-	-	-	-	-	-	-	-	-	-	-	-	-	-	-	-	-	-	-	
MDS Checks Issued	-	-	-	-	-	-	-	-	-	-	-	-	-	-	-	-	-	-	-	-	-	-	-	
Advice to Debit Account	-	-	-	-	-	-	-	-	-	-	-	-	-	-	-	-	-	-	-	-	-	-	-	
Notice of Transfer Allocations (NTA)	-	-	-	-	-	-	-	-	-	-	-	-	-	-	-	-	-	-	-	-	-	-	-	
MDS Checks Issued	-	-	-	-	-	-	-	-	-	-	-	-	-	-	-	-	-	-	-	-	-	-	-	
Advice to Debit Account	-	-	-	-	-	-	-	-	-	-	-	-	-	-	-	-	-	-	-	-	-	-	-	
Working Fund for FAPs	-	-	-	-	-	-	-	-	-	-	-	-	-	-	-	-	-	-	-	-	-	-	-	
Cash Disbursement Ceiling (CDC)	-	-	-	-	-	-	-	-	-	-	-	-	-	-	-	-	-	-	-	-	-	-	-	
TOTAL CASH DISBURSEMENTS	-	-	-	-	-	-	-	-	-	-	-	-	-	-	-	-	-	-	-	-	-	-	-	
NON-CASH DISBURSEMENTS	-	-	-	-	-	-	-	-	-	-	-	-	-	-	-	-	-	-	-	-	-	-	-	
Tax Remittance Advices Issued (TRA)	-	-	-	-	-	-	-	-	-	-	-	-	-	-	-	-	-	-	-	-	-	-	-	
Non-Cash Availment Authority (NCAA)	-	-	-	-	-	-	-	-	-	-	-	-	-	-	-	-	-	-	-	-	-	-	-	
Disbursements effected through outright deductions from claims (please specify...)	-	-	-	-	-	-	-	-	-	-	-	-	-	-	-	-	-	-	-	-	-	-	-	
Overpayment of expenses(e.g. personnel benefits)	-	-	-	-	-	-	-	-	-	-	-	-	-	-	-	-	-	-	-	-	-	-	-	
Restitution for loss of government property	-	-	-	-	-	-	-	-	-	-	-	-	-	-	-	-	-	-	-	-	-	-	-	
Liquidated damages and similar claims	-	-	-	-	-	-	-	-	-	-	-	-	-	-	-	-	-	-	-	-	-	-	-	
Others(TEF, BTr-Documentary Stamp Tax, etc.)	-	-	-	-	-	-	-	-	-	-	-	-	-	-	-	-	-	-	-	-	-	-	-	
TOTAL NON-CASH DISBURSEMENTS	-	-	-	-	-	-	-	-	-	-	-	-	-	-	-	-	-	-	-	-	-	-	-	
GRAND TOTAL	-	-	-	-	-	-	-	-	-	-	-	-	-	-	-	-	-	-	-	-	-	-	-	


**SUMMARY**

Particulars	Previous Report	This Month	As of Date
(1)	(2)	(3)	(4)
Total Disbursement Authorities Received	2,176,942.88	-	2,176,942.88
NCA	1,073,527.00	-	1,073,527.00
NTA	1,073,526.48	-	1,073,526.48
Working Fund	-	-	-
TRA	29,889.40	-	29,889.40
CDC	-	-	-
NCAA	-	-	-
Less: Notice of Transfer of Allotments (NTA) issued	1,073,526.48	-	1,073,526.48
<b>Total Disbursement Authorities Available</b>	<b>1,103,416.40</b>	<b>-</b>	<b>1,103,416.40</b>
Less			
Lapsed NCA	-	-	-
Disbursements	1,103,415.88	-	1,103,415.88
Less: Other Non-Cash Disbursements	-	-	-
from claims	-	-	-
Overpayment of expenses(e.g. personnel benefits)	-	-	-
Restitution for loss of government property	-	-	-
Liquidated damages and similar claims	-	-	-
Others (e.g. TEF, BTr, Docs Stamp, etc.)	-	-	-
Add/Less: Adjustments (e.g. cancelled/staled checks)	-	-	-
<b>Balance of Disbursement Authorities as at date</b>	<b>0.52</b>	<b>-</b>	<b>0.52</b>
<b>Total Disbursements Program</b>			
Less: *Actual Disbursements	1,103,415.88	-	1,103,415.88
<b>(Over)/Under spending</b>		<b>-</b>	<b>-</b>

Certified Correct:

  
**JANINE G. COSINO**  
Chief, Accounting Division for Special Projects  
Date: **DEC 06 2022**

Approved By:

  
**ERWIN T. TULFO**  
Secretary, DSWD  
Date: **DEC 06 2022**



**MONTHLY REPORT OF DISBURSEMENTS**  
For the month of November 2022

FAR NO. 4

FUND CLUSTER 7

Department: Department of Social Welfare and Development (DSWD)						Operating Unit: Regional Office - ALL					
Organization Code (UACS):						Report Status: SUBMITTED					
PARTICULARS	TRUST LIABILITIES					GRAND TOTAL					REMARKS
	PS	MOOE	Fin. Exp	CO	TOTAL	PS	MOOE	Fin. Exp	CO	TOTAL	
CASH DISBURSEMENTS	-	10,138,209.25	-	-	10,138,209.25	-	10,138,209.25	-	-	10,138,209.25	
Notice of Cash Allocation (NCA)	-	-	-	-	-	-	-	-	-	-	
MDS Checks Issued	-	-	-	-	-	-	-	-	-	-	
Advice to Debit Account	-	-	-	-	-	-	-	-	-	-	
Notice of Transfer Allocations (NTA)	-	10,138,209.25	-	-	10,138,209.25	-	10,138,209.25	-	-	10,138,209.25	
MDS Checks Issued	-	10,138,209.25	-	-	10,138,209.25	-	10,138,209.25	-	-	10,138,209.25	
Advice to Debit Account	-	-	-	-	-	-	-	-	-	-	
Working Fund for FAPs	-	-	-	-	-	-	-	-	-	-	
Cash Disbursement Ceiling (CDC)	-	-	-	-	-	-	-	-	-	-	
TOTAL CASH DISBURSEMENTS	-	10,138,209.25	-	-	10,138,209.25	-	10,138,209.25	-	-	10,138,209.25	
NON-CASH DISBURSEMENTS	-	220,748.37	-	-	220,748.37	-	220,748.37	-	-	220,748.37	
Tax Remittance Advices Issued (TRA)	-	220,748.37	-	-	220,748.37	-	220,748.37	-	-	220,748.37	
Non-Cash Availment Authority (NCAA)	-	-	-	-	-	-	-	-	-	-	
Disbursements effected through outright deductions from claims (please specify...)	-	-	-	-	-	-	-	-	-	-	
Overpayment of expenses(e.g. personnel benefits)	-	-	-	-	-	-	-	-	-	-	
Restitution for loss of government property	-	-	-	-	-	-	-	-	-	-	
Liquidated damages and similar claims	-	-	-	-	-	-	-	-	-	-	
Others(TEF, BTr-Documentary Stamp Tax, etc.)	-	-	-	-	-	-	-	-	-	-	
TOTAL NON-CASH DISBURSEMENTS	-	220,748.37	-	-	220,748.37	-	220,748.37	-	-	220,748.37	
GRAND TOTAL	-	10,358,957.62	-	-	10,358,957.62	-	10,358,957.62	-	-	10,358,957.62	

SUMMARY			
Particulars	Previous Report	This Month	As of Date
(1)	(2)	(3)	(4)
Total Disbursement Authorities Received	2,272,362,442.35	46,201,725.37	2,318,564,167.72
NCA	1,183,601,763.00	977.00	1,183,602,740.00
NTA	1,085,804,200.63	45,980,000.00	1,131,784,200.63
Working Fund	-	-	-
TRA	2,956,478.72	220,748.37	3,177,227.09
CDC	-	-	-
NCAA	-	-	-
Less: Notice of Transfer of Allotments (NTA) issued	1,085,804,200.63	45,980,000.00	1,131,784,200.63
Total Disbursement Authorities Available	1,186,558,241.72	221,725.37	1,186,779,967.09
Less	-	-	-
Lapsed NCA	-	-	-
Disbursements	833,840,109.56	10,358,957.62	844,199,067.18
Less: Other Non-Cash Disbursements	1,537.38	-	1,537.38
Disbursements effected through outright deductions from claims	-	-	-
Overpayment of expenses(e.g. personnel benefits)	-	-	-
Restitution for loss of government property	-	-	-
Liquidated damages and similar claims	1,537.38	-	1,537.38
Others (e.g. TEF, BTr, Docs Stamp, etc.)	-	-	-
Add/Less: Adjustments (e.g. cancelled/staled checks)	-	-	-
Balance of Disbursement Authorities as at date	352,719,669.54	(10,137,232.25)	342,582,437.29
Total Disbursements Program	1,185,322,723.72	977.00	1,185,323,700.72
Less: *Actual Disbursements	833,838,572.18	10,358,957.62	844,197,529.80
(Over)/Under spending	351,484,151.54	(10,357,980.62)	341,126,170.92

Certified Correct:

JOBELLE S. ROSTATA  
Agency Chief Accountant  
Date

Approved By:

ERWIN T. TULPO  
Secretary, DSWD  
Date