


Department: Department of Social Welfare and Development (DSWD) Division Office Code (DUAS):			[Agency: Office of the Secretary Fiscal Quarter: 01 - Regular Agency Fund FUND YEAR'S BUDGET						[Agency: Office of the Secretary Fiscal Quarter: 01 - Regular Agency Fund FUND YEAR'S BUDGET						[Agency: Office of the Secretary Fiscal Quarter: 01 - Regular Agency Fund FUND YEAR'S BUDGET						[Agency: Office of the Secretary Fiscal Quarter: 01 - Regular Agency Fund FUND YEAR'S BUDGET					
PARTICULARS	CURRENT YEAR BUDGET		PROFITEERS' ACCOUNTS PAYABLE		CURRENT YEAR'S ACCOUNTS PAYABLE		CURRENT YEAR'S ACCOUNTS PAYABLE		CURRENT YEAR'S ACCOUNTS PAYABLE		CURRENT YEAR'S ACCOUNTS PAYABLE		CURRENT YEAR'S ACCOUNTS PAYABLE		CURRENT YEAR'S ACCOUNTS PAYABLE		CURRENT YEAR'S ACCOUNTS PAYABLE		CURRENT YEAR'S ACCOUNTS PAYABLE		CURRENT YEAR'S ACCOUNTS PAYABLE					
	PS	MOOE	PS	MOOE	PS	MOOE	PS	MOOE	PS	MOOE	PS	MOOE	PS	MOOE	PS	MOOE	PS	MOOE	PS	MOOE	PS	MOOE				
GRAND TOTAL	PS	MOOE	PS	MOOE	PS	MOOE	PS	MOOE	PS	MOOE	PS	MOOE	PS	MOOE	PS	MOOE	PS	MOOE	PS	MOOE	PS	MOOE				
Current Year Budget	59,430,222.43	32,397,428.54	791,248.12	1,300,782,816.80	498,508.31	1,369,212,999.31	1,832,739,527.49	84,359,028.72	1,431,181,322.22	2,281,418,111.51	34,598,448,424.61	392,511,491.02	37,248,216,294.84	44,577,871.42	1,300,782,816.80	74,668,618.84	37,248,216,294.84	44,577,871.42	1,300,782,816.80	74,668,618.84	37,248,216,294.84	44,577,871.42				
Profiteers' Accounts Payable	-	-	1,369,212,999.31	-	498,508.31	-	1,369,212,999.31	-	498,508.31	-	498,508.31	-	498,508.31	-	-	-	-	-	-	-	-	-				
Current Year's Accounts Payable	-	-	-	-	-	-	-	-	-	-	-	-	-	-	-	-	-	-	-	-	-	-				
Operating Unit Regional Office - All	59,430,222.43	32,397,428.54	791,248.12	1,300,782,816.80	498,508.31	1,369,212,999.31	1,832,739,527.49	84,359,028.72	1,431,181,322.22	2,281,418,111.51	34,598,448,424.61	392,511,491.02	37,248,216,294.84	44,577,871.42	1,300,782,816.80	74,668,618.84	37,248,216,294.84	44,577,871.42	1,300,782,816.80	74,668,618.84	37,248,216,294.84	44,577,871.42				
Grand Total	59,430,222.43	32,397,428.54	791,248.12	1,300,782,816.80	498,508.31	1,369,212,999.31	1,832,739,527.49	84,359,028.72	1,431,181,322.22	2,281,418,111.51	34,598,448,424.61	392,511,491.02	37,248,216,294.84	44,577,871.42	1,300,782,816.80	74,668,618.84	37,248,216,294.84	44,577,871.42	1,300,782,816.80	74,668,618.84	37,248,216,294.84	44,577,871.42				

PARTICULARS	CURRENT YEAR BUDGET		PROFITEERS' ACCOUNTS PAYABLE		CURRENT YEAR'S ACCOUNTS PAYABLE		CURRENT YEAR'S ACCOUNTS PAYABLE		CURRENT YEAR'S ACCOUNTS PAYABLE		CURRENT YEAR'S ACCOUNTS PAYABLE		CURRENT YEAR'S ACCOUNTS PAYABLE		CURRENT YEAR'S ACCOUNTS PAYABLE		CURRENT YEAR'S ACCOUNTS PAYABLE		CURRENT YEAR'S ACCOUNTS PAYABLE		CURRENT YEAR'S ACCOUNTS PAYABLE	
	PS	MOOE	PS	MOOE	PS	MOOE	PS	MOOE	PS	MOOE	PS	MOOE	PS	MOOE	PS	MOOE	PS	MOOE	PS	MOOE	PS	MOOE
GRAND TOTAL	PS	MOOE	PS	MOOE	PS	MOOE	PS	MOOE	PS	MOOE	PS	MOOE	PS	MOOE	PS	MOOE	PS	MOOE	PS	MOOE	PS	MOOE
Current Year Budget	59,430,222.43	32,397,428.54	791,248.12	1,300,782,816.80	498,508.31	1,369,212,999.31	1,832,739,527.49	84,359,028.72	1,431,181,322.22	2,281,418,111.51	34,598,448,424.61	392,511,491.02	37,248,216,294.84	44,577,871.42	1,300,782,816.80	74,668,618.84	37,248,216,294.84	44,577,871.42	1,300,782,816.80	74,668,618.84	37,248,216,294.84	44,577,871.42
Profiteers' Accounts Payable	-	-	1,369,212,999.31	-	498,508.31	-	1,369,212,999.31	-	498,508.31	-	498,508.31	-	498,508.31	-	-	-	-	-	-	-	-	-
Current Year's Accounts Payable	-	-	-	-	-	-	-	-	-	-	-	-	-	-	-	-	-	-	-	-	-	-
Operating Unit Regional Office - All	59,430,222.43	32,397,428.54	791,248.12	1,300,782,816.80	498,508.31	1,369,212,999.31	1,832,739,527.49	84,359,028.72	1,431,181,322.22	2,281,418,111.51	34,598,448,424.61	392,511,491.02	37,248,216,294.84	44,577,871.42	1,300,782,816.80	74,668,618.84	37,248,216,294.84	44,577,871.42	1,300,782,816.80	74,668,618.84	37,248,216,294.84	44,577,871.42
Grand Total	59,430,222.43	32,397,428.54	791,248.12	1,300,782,816.80	498,508.31	1,369,212,999.31	1,832,739,527.49	84,359,028.72	1,431,181,322.22	2,281,418,111.51	34,598,448,424.61	392,511,491.02	37,248,216,294.84	44,577,871.42	1,300,782,816.80	74,668,618.84	37,248,216,294.84	44,577,871.42	1,300,782,816.80	74,668,618.84	37,248,216,294.84	44,577,871.42

Certified Correct


JOE LUIS S. ROSARIA
Director, Chief Accountant
Date:


Approved By
ATY. ENRICO JUSTINE A. ORDEN
Undersecretary, General Administration and Support Services
Date:


MONTHLY REPORT OF DISBURSEMENTS
For the month of September 2023

Department: Department of Social Welfare and Development (DSWD) | Agency: Office of the Secretary | Fund Cluster: 02 - Foreign Assisted Project | Operating Unit: Regional Office - ATL

Organization Code (UACS):	PARTICULARS	CURRENT YEAR BUDGET				PRIOR YEAR'S ACCOUNTS PAYABLE				CURRENT YEAR'S BUDGET				PRIOR YEAR'S ACCOUNTS PAYABLE				GRAND TOTAL				REMARKS			
		PS	MOOE	Fin. Exp	CO	PS	MOOE	Fin. Exp	CO	PS	MOOE	Fin. Exp	CO	PS	MOOE	Fin. Exp	CO	PS	MOOE	Fin. Exp	CO				
	CASH DISBURSEMENTS	-	939,099,749.82	-	-	-	19,573,317.48	-	-	-	11,937,447.09	-	-	-	11,937,447.09	31,510,764.57	-	-	-	970,610,514.39	-	-	-	970,610,514.39	
	Notice of Cash Allocation (NCA)	-	7,353,929.88	-	-	-	7,939,245.82	-	-	-	2,126,532.10	-	-	-	2,126,532.10	2,126,532.10	-	-	-	9,480,461.98	-	-	-	9,480,461.98	
	MDS Checks Issued	-	284,243.24	-	-	-	-	-	-	-	318,346.24	-	-	-	318,346.24	318,346.24	-	-	-	602,589.48	-	-	-	602,589.48	
	Advice to Debit Account	-	7,050,686.64	-	-	-	-	-	-	-	1,808,185.86	-	-	-	1,808,185.86	1,808,185.86	-	-	-	8,877,872.50	-	-	-	8,877,872.50	
	Notice of Transfer Allocations (NTA)	-	931,745,819.94	-	-	-	19,573,317.48	-	-	-	9,783,495.35	-	-	-	9,783,495.35	29,356,812.83	-	-	-	961,102,632.77	-	-	-	961,102,632.77	
	MDS Checks Issued	-	252,088,377.58	-	-	-	6,434,359.75	-	-	-	4,107,013.22	-	-	-	4,107,013.22	10,541,372.97	-	-	-	262,629,750.55	-	-	-	262,629,750.55	
	Advice to Debit Account	-	679,657,442.36	-	-	-	13,138,957.73	-	-	-	5,676,482.13	-	-	-	5,676,482.13	18,815,439.86	-	-	-	698,472,882.22	-	-	-	698,472,882.22	
	Working Fund for FAs	-	-	-	-	-	-	-	-	-	27,419.64	-	-	-	27,419.64	27,419.64	-	-	-	27,419.64	-	-	-	27,419.64	
	Cash Disbursement Ceiling (CDC)	-	939,099,749.82	-	-	-	19,573,317.48	-	-	-	11,937,447.09	-	-	-	11,937,447.09	31,510,764.57	-	-	-	970,610,514.39	-	-	-	970,610,514.39	
	TOTAL CASH DISBURSEMENTS	-	7,939,245.82	-	-	-	326,593.70	-	-	-	383,864.25	-	-	-	383,864.25	710,457.95	-	-	-	8,649,703.77	-	-	-	8,649,703.77	
	Tax Returnance Advice Issued (TRA)	-	7,939,245.82	-	-	-	326,593.70	-	-	-	383,864.25	-	-	-	383,864.25	710,457.95	-	-	-	8,649,703.77	-	-	-	8,649,703.77	
	Non-Cash Availment Authority (NCAA)	-	-	-	-	-	-	-	-	-	-	-	-	-	-	-	-	-	-	-	-	-	-	-	
	Disbursements effected through outright	-	-	-	-	-	-	-	-	-	-	-	-	-	-	-	-	-	-	-	-	-	-	-	
	Overpayment of expenses (e.g. personnel	-	-	-	-	-	-	-	-	-	-	-	-	-	-	-	-	-	-	-	-	-	-	-	
	Restitution for loss of government property	-	-	-	-	-	-	-	-	-	-	-	-	-	-	-	-	-	-	-	-	-	-	-	
	Restitution for loss of government property	-	-	-	-	-	-	-	-	-	-	-	-	-	-	-	-	-	-	-	-	-	-	-	
	Liquidated damages and similar claims	-	-	-	-	-	-	-	-	-	-	-	-	-	-	-	-	-	-	-	-	-	-	-	
	Others (e.g. TRF, BR, Docs Stamp, etc.)	-	-	-	-	-	-	-	-	-	-	-	-	-	-	-	-	-	-	-	-	-	-	-	
	Add/less: Adjustments (e.g. cancelled/stale	-	(2,458,101.47)	-	-	-	(593,030.61)	-	-	-	(2,961,132.08)	-	-	-	(2,961,132.08)	-	-	-	-	4,450,084,510.72	-	-	-	4,450,084,510.72	
	Balance of Disbursement Authorities as at d/c	-	8,987,897,944.01	-	-	-	491,513,519.06	-	-	-	9,479,411,463.07	-	-	-	9,479,411,463.07	8,987,897,944.01	-	-	-	9,479,411,463.07	-	-	-	9,479,411,463.07	
	Total Disbursements Program	-	7,314,857,449.37	-	-	-	978,757,187.55	-	-	-	8,293,624,656.92	-	-	-	8,293,624,656.92	7,314,857,449.37	-	-	-	8,293,624,656.92	-	-	-	8,293,624,656.92	
	Less: Actual Disbursements	-	1,673,030,494.64	-	-	-	(487,243,688.49)	-	-	-	1,185,786,826.15	-	-	-	1,185,786,826.15	1,673,030,494.64	-	-	-	1,185,786,826.15	-	-	-	1,185,786,826.15	
	Over/Under spending	-	-	-	-	-	-	-	-	-	-	-	-	-	-	-	-	-	-	-	-	-	-	-	

SUMMARY	Particulars	Previous Report		This Month		As of Date	
		(1)	(2)	(3)	(4)		
	Total Disbursement Authorities Received	19,038,432,347.62	1,033,427,069.53	20,071,859,417.15			
	NCA	9,293,523,903.75	1,024,777,365.76	9,293,523,903.75			
	NTA	6,969,800,322.29	2,751,929,822.09	7,994,677,888.05			
	Working Fund	2,751,929,822.09	8,649,703.77	31,728,003.26			
	TRA	23,078,299.49	-	-			
	CDC	-	-	-			
	NCAA	6,909,900,322.29	1,024,777,365.76	7,994,677,888.05			
	Less: Notice of Transfer of Allotments (NTA)	12,086,532,025.33	8,649,703.77	12,077,181,729.10			
	Total Disbursement Authorities Available	288,663,862.30	18,467,382.98	307,131,245.28			
	Less: Other Non-Cash Disbursements	7,317,325,550.84	979,264,218.16	8,293,624,656.92			
	Less: Disbursements effected through outright	-	-	-			
	Overpayment of expenses (e.g. personnel	-	-	-			
	Restitution for loss of government property	-	-	-			
	Restitution for loss of government property	-	-	-			
	Liquidated damages and similar claims	-	-	-			
	Others (e.g. TRF, BR, Docs Stamp, etc.)	-	-	-			
	Add/less: Adjustments (e.g. cancelled/stale	4,450,084,510.72	(893,580,927.98)	3,470,503,582.74			
	Balance of Disbursement Authorities as at d/c	8,987,897,944.01	491,513,519.06	9,479,411,463.07			
	Total Disbursements Program	7,314,857,449.37	978,757,187.55	8,293,624,656.92			
	Less: Actual Disbursements	1,673,030,494.64	(487,243,688.49)	1,185,786,826.15			

Certified Correct

JANNINE COSINO
 Chief Accounting Division for Special Projects
 Date: **Oct 06 2023**

Approved by:

ATTY. EDWARD JUSTINE F. ORDEN
 Undersecretary - ASSSG
 Date: _____

MONTHLY REPORT OF DISBURSEMENTS
For the month of September 2023

FAR NO. 4

FUND CLUSTER 3

Department: Department of Social Welfare and Development (DSWD)
Organization Code (UACS):

Operating Unit: Regional Office - ALL
Report Status: SUBMITTED

PARTICULARS	CURRENT YEAR BUDGET				GRAND TOTAL				REMARKS		
	P5	MOOE	Fin. Exp	CO	TOTAL	P5	MOOE	Fin. Exp		CO	TOTAL
CASH DISBURSEMENTS	-	11,000,000.00	-	-	11,000,000.00	-	11,000,000.00	-	-	11,000,000.00	
Noble of Cash Allocation (NCA)	-	-	-	-	-	-	-	-	-	-	
NOS Checks Issued	-	-	-	-	-	-	-	-	-	-	
Advice to Debit Account	-	-	-	-	-	-	-	-	-	-	
Advice of Transfer Allocations (NTA)	-	11,000,000.00	-	-	11,000,000.00	-	11,000,000.00	-	-	11,000,000.00	
MUS Checks Issued	-	-	-	-	-	-	-	-	-	-	
Advice to Debit Account	-	11,000,000.00	-	-	11,000,000.00	-	11,000,000.00	-	-	11,000,000.00	
Working Fund for PMS	-	-	-	-	-	-	-	-	-	-	
Cash Disbursement Calling (COC)	-	-	-	-	-	-	-	-	-	-	
TOTAL CASH DISBURSEMENTS	-	11,000,000.00	-	-	11,000,000.00	-	11,000,000.00	-	-	11,000,000.00	
NON-CASH DISBURSEMENTS	-	-	-	-	-	-	-	-	-	-	
Tax Remittance Advances Issued (TAX)	-	-	-	-	-	-	-	-	-	-	
Non-Cash Availment Authority (NCAA)	-	-	-	-	-	-	-	-	-	-	
Disbursements effected through outright deductions from claims (Please specify)	-	-	-	-	-	-	-	-	-	-	
Overpayment of expense & personal benefits	-	-	-	-	-	-	-	-	-	-	
Reimburse for loss of Government Property	-	-	-	-	-	-	-	-	-	-	
Liquidated damages and similar claims	-	-	-	-	-	-	-	-	-	-	
Overseas (TEF, SSI-Overseas Stamp Tax, etc.)	-	-	-	-	-	-	-	-	-	-	
TOTAL NON-CASH DISBURSEMENTS	-	-	-	-	-	-	-	-	-	-	
GRAND TOTAL	-	11,000,000.00	-	-	11,000,000.00	-	11,000,000.00	-	-	11,000,000.00	

SUMMARY

Particulars	Previous Report	This Month	As of Date
(1)	(2)	(3)	(4)
Total Disbursement Authorities Received	19,282,000.00	19,282,000.00	38,564,000.00
NCA	19,282,000.00	-	19,282,000.00
NTA	-	19,282,000.00	19,282,000.00
Working Fund	-	-	-
TBA	-	-	-
DOC	-	-	-
NCAA	-	-	-
Less: Number of Transfer of Authorities (NTA) Issued	19,282,000.00	19,282,000.00	19,282,000.00
Total Disbursement Authorities Available	19,282,000.00	-	19,282,000.00
Less:	-	-	-
Unpaid NCA	-	-	-
Disbursements	-	11,000,000.00	11,000,000.00
Less: Other Non-Cash Disbursements	-	-	-
Disbursements effected through outright deductions from claims	-	-	-
Overpayment of expense & personal benefits	-	-	-
Reimbursement for loss of Government Property	-	-	-
Liquidated damages and similar claims	-	-	-
Others (e.g. TEF, BIR, Docs Stamp, etc.)	-	-	-
Adjustment Adjustments (e.g. cancelled checks)	-	-	-
Balance of Disbursement Authorities as of date	19,282,000.00	(11,000,000.00)	8,282,000.00
Total Disbursements Program	19,282,000.00	-	19,282,000.00
Less: Actual Disbursements	-	11,000,000.00	11,000,000.00
Over/Under spending	19,282,000.00	(11,000,000.00)	8,282,000.00

Certified Correct:

JOBELLE S. ROSTATA

Agency Chief Accountant

Date

Approved By:

ATTY. EDUARDO JUSTINE R. ORDIN

Undersecretary, General Administration and Support Services

Date

MONTHLY REPORT OF DISBURSEMENTS
For the month of September 2023

FAR NO. 4

Department: Department of Social Welfare and Development (DSWD) Operating Unit: Regional Office - ALL
 Organization Code (UACS): Report Status: SUBMITTED
FUND CLUSTER 7


PARTICULARS	TRUST LIABILITIES			GRAND TOTAL			REMARKS
	PS	MOOE	Fin. Exp	PS	MOOE	Fin. Exp	
CASH DISBURSEMENTS	-	38,968,313.34	-	-	38,968,313.34	-	
Nation of Cash Allocation (NCA)	-	-	-	-	-	-	
MOS Credit-based	-	-	-	-	-	-	
Advice to Debt Account	-	-	-	-	-	-	
Notice of Transfer Allocations (NTA)	-	38,968,313.34	-	-	38,968,313.34	-	
MOS Credits Issued	-	35,413,598.55	-	-	35,413,598.55	-	
Advice to Debt Account	-	3,554,724.79	-	-	3,554,724.79	-	
Working Fund for FAS	-	-	-	-	-	-	
Cash Disbursement Ceiling (CDC)	-	-	-	-	-	-	
TOTAL CASH DISBURSEMENTS	-	38,968,313.34	-	-	38,968,313.34	-	
NON-CASH DISBURSEMENTS	-	135,973.12	-	-	135,973.12	-	
Tax Remittance Address Issued (TRAI)	-	-	-	-	-	-	
Non-Cash Avowment Authority (NCAA)	-	135,973.12	-	-	135,973.12	-	
Disbursements effected through outright deductions from claims (please specify...)	-	-	-	-	-	-	
Overpayment of expenses (e.g. personal benefits)	-	-	-	-	-	-	
Reduction for loss of government property	-	-	-	-	-	-	
Liquidated damages and similar claims	-	-	-	-	-	-	
Overpayment, BIR Documentary Stamp Tax, etc.]	-	-	-	-	-	-	
TOTAL NON-CASH DISBURSEMENTS	-	135,973.12	-	-	135,973.12	-	
GRAND TOTAL	-	39,104,286.46	-	-	39,104,286.46	-	

SUMMARY

Particulars	Previous Report	This Month	As of Date
(1)	(2)	(3)	(4)
Total Disbursement Authorized Received	873,118,667.48	106,295,973.12	979,414,640.60
NCA	487,282,531.00	59,089,000.00	546,371,531.00
NTA	435,862,206.00	59,089,000.00	494,951,206.00
Working Fund	473,928.48	135,973.12	609,901.60
TRAI	-	-	-
ODA	-	-	-
NCAA	-	-	-
Less: Notice of Transfer of Allocations (NTA) Issued	485,362,206.00	59,089,000.00	544,451,206.00
Total Un-disbursement Authorized Available	487,756,451.48	59,215,973.12	546,972,424.60
Less:			
Un-used NCA	-	-	-
Disbursements	181,866,224.62	39,104,286.46	220,970,511.08
Less: Other Non-Cash Disbursements	-	-	-
Disbursements effected through outright deductions from claims	-	-	-
Overpayment of expenses (e.g. personal benefits)	-	-	-
Reduction for loss of government property	-	-	-
Liquidated damages and similar claims	-	-	-
Others (e.g. TRAI, BIR, Post Stamp, etc.)	-	-	-
Additional Adjustments (e.g. un-cashed/returned checks)	-	-	-
Balance of Disbursement Authorized as at date	755,890,226.86	14,111,686.66	770,001,913.52
Total Disbursements Program	487,282,531.00	59,089,000.00	546,371,531.00
Less: Voucher Disbursements	181,866,224.62	39,104,286.46	220,970,511.08
Over/Under spending	255,615,507.86	13,975,713.54	269,591,221.40

Certified Correct

JOBELLE S. ROSTATA
 Agent/Chief Accountant
 Date:

Approved By: 
ATTY. EDWARD JUSTINE R. ORDEN
 Undersecretary General Administration and Support Services
 Date: