

AGING OF UNPAID OBLIGATIONS
As of December 31, 2023

Department: DEPARTMENT OF SOCIAL WELFARE AND DEVELOPMENT
 Agency/Entity: Consolidated Central Office and Field Offices
 Operating Units:
 Organization Code (UACS):
 Fund Cluster: Fund Cluster 01

NAME OF CREDITOR	OBLIGATION REQUEST		AGING OF UNPAID OBLIGATIONS						REMARKS
	Amount	Amount	90 days and below	91 to 180 days	181 to 270 days	271 to 365 days	More than 1 year but less than 2 years	More than 2 years	
1	4	5=(6+7+8+9+10+11)	6	7	8	9	10	11	12

A. Due and Demandable Obligations (Accounts Payable)*

A.1. Current Year Appropriations (Due and Demandable)

Central Office	16,532,627,803.45	16,532,627,803.45	16,463,784,803.55	7,271,982.47	1,519,340.77	60,051,676.66			
NCR	677,058,839.90	677,058,839.90	677,058,839.90						
CAR	78,359,209.91	78,359,209.91	58,838,841.50	12,206,749.91	2,304,626.55	5,008,991.95			
I	117,860,096.33	117,860,096.33	106,768,730.87	4,641,693.07	5,467,860.61	981,811.78			
II	56,370,087.94	56,370,087.94	52,771,506.48	445,412.59	3,006,828.87	146,340.00			
III	612,046,624.74	612,046,624.74	605,644,491.01	3,817,633.73	2,584,500.00				
IVA	98,752,281.16	98,752,281.16	85,423,516.25	7,515,198.96	719,063.09	5,094,502.86			
IVB	214,176,834.85	214,176,834.85	193,320,174.27	-	17,051,176.01	3,805,484.57			
V	217,470,817.99	217,470,817.99	173,517,588.64	18,660,043.40	20,729,247.36	4,563,938.59			
VI	140,671,902.29	140,671,902.29	133,537,325.34	4,234,175.14	1,327,232.30	1,573,169.51			
VII	612,623,239.85	612,623,239.85	12,336,012.53	138,124,673.26	117,182,722.02	344,979,832.04			
VIII	426,854,714.77	426,854,714.77	351,955,478.32	44,969,285.75	21,256,686.47	8,673,264.23			
IX	852,866,502.56	852,866,502.56	368,874,805.79	202,183,564.28	121,878,335.45	159,929,797.04			
X	283,957,844.66	283,957,844.66	201,951,083.65	11,367,178.19	49,134,437.82	21,505,145.00			
XI	665,764,031.28	665,764,031.28	445,916,674.25	190,515,803.82	23,613,067.30	5,718,485.91			
XII	517,513,633.03	517,513,633.03	388,793,007.44	123,100,940.80	5,439,724.79	179,960.00			
CARAGA	21,927,067.35	21,927,067.35	18,254,496.95	1,301,210.40	1,775,560.00	595,800.00			
Total Current Year Appropriations (Due and Demandable)	22,126,901,532.06	22,126,901,532.06	20,338,747,376.74	770,355,545.77	394,990,409.41	622,808,200.14	-	-	

A.2. Prior Year's Appropriations (Due and Demandable)

Central Office	144,822,622.51	144,822,622.51	59,997,415.69	83,132,000.00	155,626.82	1,537,580.00			
NCR	0.00	0.00							
CAR	89,634.00	89,634.00			77,854.00	11,780.00			
I	269,536.12	269,536.12		155,604.14	113,931.98				
II	0.00	0.00							
III	7,527,880.15	7,527,880.15	6,182,380.15	1,345,500.00					
IVA	8,217,369.44	8,217,369.44	4,827,366.86	238,930.86	3,127,971.72	23,100.00			
IVB	156,070.35	156,070.35	-	-	129,510.07	26,560.28			
V	9,381,228.73	9,381,228.73	699,332.80	1,690,944.73	6,990,951.20				
VI	0.00	0.00							
VII	2,297,458.52	2,297,458.52				2,297,458.52			
VIII	9,766,344.42	9,766,344.42	570,192.00	4,468,910.71	2,914,332.40	1,812,909.31			
IX	12,934,911.68	12,934,911.68	47,211.38	60,172.40	1,840,158.05	10,987,369.85			
X	0.00	0.00							
XI	0.00	0.00							
XII	320,640.00	320,640.00	221,640.00		99,000.00				
CARAGA	235,943.00	235,943.00	235,943.00						
Total Prior Year's Appropriations (Due and Demandable)	196,019,638.92	196,019,638.92	72,781,481.88	91,092,062.84	15,449,336.24	16,696,757.96	-	-	

Total Due And Demandable	22,322,921,170.98	22,322,921,170.98	20,411,528,858.62	861,447,608.61	410,439,745.65	639,504,958.10	-	-	
---------------------------------	--------------------------	--------------------------	--------------------------	-----------------------	-----------------------	-----------------------	---	---	--

AGING OF UNPAID OBLIGATIONS
As of December 31, 2023

Department: DEPARTMENT OF SOCIAL WELFARE AND DEVELOPMENT
Agency/Entity: Consolidated Central Office and Field Offices
Operating Units:
Organization Code (UACS):
Fund Cluster: Fund Cluster 01

NAME OF CREDITOR	OBLIGATION REQUEST AND		AGING OF UNPAID OBLIGATIONS						REMARKS
	Amount	Amount	90 days and below	91 to 180 days	181 to 270 days	271 to 365 days	More than 1 year but less than 2 years	More than 2 years	
1	4	5=(6+7+8+9+10+11)	6	7	8	9	10	11	12

B. Not Yet Due and Demandable Obligations *

B.1. Current Year Appropriations

Central Office	8,242,165,747.67	8,242,165,747.67	-	-	-	8,242,165,747.67			
NCR	415,298,138.54	415,298,138.54	415,298,138.54						
CAR	111,962,920.77	111,962,920.77	55,528,961.42	55,621,473.67	809,063.00	3,422.68			
I	294,654,287.67	294,654,287.67	209,536,536.93	22,785,426.09	62,259,384.65	72,940.00			
II	34,433,812.66	34,433,812.66	32,558,786.66	1,478,294.00	266,856.00	129,876.00			
III	100,262,340.07	100,262,340.07	99,032,869.77	514,885.50	714,584.80				
IVA	239,359,471.05	239,359,471.05	235,220,117.14	3,275,815.61	863,538.30				
IVB	5,780,464.91	5,780,464.91	4,548,263.52	-	41,166.81	1,191,034.58			
V	269,917,016.47	269,917,016.47	234,702,982.23	24,334,983.30	10,460,246.05	418,804.89			
VI	179,209,470.44	179,209,470.44	113,035,270.35	64,372,177.86	835,670.77	966,351.46			
VII	-	-	-	-	-	-			
VIII	442,555,294.64	442,555,294.64	241,989,922.32	173,177,007.93	27,388,364.39				
IX	-	-	-	-	-	-			
X	292,445,504.72	292,445,504.72	143,355,556.04	99,195,746.65	49,172,234.58	721,967.45			
XI	404,829,300.43	404,829,300.43	404,829,300.43						
XII	157,300,696.46	157,300,696.46	156,635,372.19	593,581.79	71,742.48				
CARAGA	276,117,693.69	276,117,693.69	227,620,113.13	25,405,804.17	16,811,583.57	6,280,192.82			
Total NYDD Current Year Appropriations	11,466,292,160.19	11,466,292,160.19	2,573,892,190.67	470,755,196.57	169,694,435.40	8,251,950,337.55	-	-	

B.2. Prior Year's Appropriations

Central Office	570,652,238.77	570,652,238.77	-	-	-	570,652,238.77			
NCR	62,407,412.22	62,407,412.22	62,407,412.22						
CAR	3,964,100.91	3,964,100.91	3,964,100.91						
I	829,020.74	829,020.74			806,146.70	22,874.04			
II	-	-	-						
III	2,972,623.15	2,972,623.15	2,189,305.36	219,930.00	563,387.79				
IVA	3,609,136.88	3,609,136.88	1,720,736.85	-	251,200.70	1,637,199.33	-	-	
IVB	-	-	-						
V	513,922.04	513,922.04	15,453.79	24,987.84	204,769.90	268,710.51			
VI	944,897.57	944,897.57	944,897.57						
VII	-	-	-						
VIII	6,011,019.62	6,011,019.62	549,675.95	3,709,486.00	1,751,857.67				
IX	-	-	-						
X	4,962,131.02	4,962,131.02				4,962,131.02			
XI	36,814.98	36,814.98	36,814.98						


NAME OF CREDITOR	OBLIGATION REQUEST AND		AGING OF UNPAID OBLIGATIONS						REMARKS
	Amount	Amount	90 days and below	91 to 180 days	181 to 270 days	271 to 365 days	More than 1 year but less than 2 years	More than 2 years	
1	4	5=(6+7+8+9+10+11)	6	7	8	9	10	11	12
XII	61,653.58	61,653.58	61,653.58						
CARAGA	127,858,277.73	127,858,277.73	127,558,597.73	9,016.00	13,342.00	277,322.00			
Total NYDD Prior Year's Appropriations	784,823,249.21	784,823,249.21	199,448,648.94	3,963,419.84	3,590,704.76	577,820,475.67	-	-	-
Total Not Yet Due and Demandable	12,251,115,409.40	12,251,115,409.40	2,773,340,839.61	474,718,616.41	173,285,140.16	8,829,770,813.22	-	-	
Grand Total	34,574,036,580.38	34,574,036,580.38	23,184,869,698.23	1,336,166,225.02	583,724,885.81	9,469,275,771.32	-	-	
Current Year Appropriations	33,593,193,692.25	33,593,193,692.25	22,912,639,567.41	1,241,110,742.34	564,684,844.81	8,874,758,537.69	-	-	
Prior Year's Appropriations	980,842,888.13	980,842,888.13	272,230,130.82	95,055,482.68	19,040,041.00	594,517,233.63	-	-	


Certified Correct:

Certified Correct:

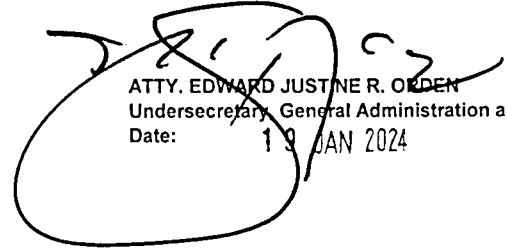
Recommending Approval:

Approved by:


 ATTY. MERIEL P. CASTILLO
 Chief, Budget Division
 Date:


 JOBELLE S. ROSTATA
 Chief, Accounting Division
 Date:


 WAYNE C. BELIZAR
 Director, Financial Management Service
 Date:


 ATTY. EDWARD JUSTINE R. ORDEN
 Undersecretary, General Administration and Support Services
 Date: 19 JAN 2024