

STATEMENT OF OBLIGATIONS, DISBURSEMENTS, LIQUIDATIONS AND BALANCES for INTER-AGENCY FUND TRANSFERS
 Consolidated Central Office and Field Offices
 As of the March 31, 2024

FAR 1-C

CURRENT YEAR APPROPRIATIONS	Obligation		Disbursements (Funds Transferred To)		Liquidations		Unpaid Obligations	Unliquidated Fund Transfers
	1st Quarter ending March 31	Total	1st Quarter ending March 31	Total	1st Quarter ending March 31	Total		
Implementing Agencies and Projects								
MOOE	1	5=(1+2+3+4)	6	10=(6+7+8+9)	11	15=(11+12+13+14)	16=(5-10)	17=(10-15)
Department of Budget and Management - The Procurement Service								
Central Office								
Field Offices								
VII	51,213.55	51,213.55	51,213.55	51,213.55	6,426.00	6,426.00	-	44,787.55
XI	522,655.00	522,655.00	-	-	-	-	522,655.00	-
TOTAL	573,868.55	573,868.55	51,213.55	51,213.55	6,426.00	6,426.00	522,655.00	44,787.55
National Food Authority								
Central Office								
Field Offices								
VII	6,250,000.00	6,250,000.00	6,250,000.00	6,250,000.00	1,250,000.00	1,250,000.00	-	5,000,000.00
TOTAL	6,250,000.00	6,250,000.00	6,250,000.00	6,250,000.00	1,250,000.00	1,250,000.00	-	5,000,000.00
Transfer to LGUs								
Field Offices								
I	69,048,000.00	69,048,000.00	56,424,000.00	56,424,000.00	1,224,000.00	1,224,000.00	12,624,000.00	55,200,000.00
II	60,800,000.00	60,800,000.00	60,800,000.00	60,800,000.00	-	-	-	60,800,000.00
III	17,000,000.00	17,000,000.00	17,000,000.00	17,000,000.00	-	-	-	17,000,000.00
IVA	777,357,500.00	777,357,500.00	777,357,500.00	777,357,500.00	24,954,000.00	24,954,000.00	-	752,403,500.00
IVB	700,726,000.00	700,726,000.00	322,402,000.00	322,402,000.00	4,446,000.00	4,446,000.00	378,324,000.00	317,956,000.00
IV	619,830,000.00	619,830,000.00	521,786,000.00	521,786,000.00	-	-	98,044,000.00	521,786,000.00
VI	817,884,000.00	817,884,000.00	488,478,000.00	488,478,000.00	55,734,000.00	55,734,000.00	329,406,000.00	432,744,000.00
VII	1,195,602,000.00	1,195,602,000.00	1,195,602,000.00	1,195,602,000.00	-	-	-	1,195,602,000.00
VIII	1,069,868,000.00	1,069,868,000.00	188,445,000.00	188,445,000.00	-	-	881,423,000.00	188,445,000.00
IX	885,342,000.00	885,342,000.00	714,756,000.00	714,756,000.00	-	-	170,586,000.00	714,756,000.00
X	101,507,821.96	101,507,821.96	101,507,821.96	101,507,821.96	-	-	-	101,507,821.96
XI	30,000,000.00	30,000,000.00	30,000,000.00	30,000,000.00	-	-	-	30,000,000.00
XII	-	-	-	-	-	-	-	-
NCR	54,478.08	54,478.08	54,478.08	54,478.08	-	-	-	54,478.08
CAR	-	-	-	-	-	-	-	-
CARAGA	306,679.31	306,679.31	306,679.31	306,679.31	-	-	-	306,679.31
TOTAL	6,345,326,479.35	6,345,326,479.35	4,474,919,479.35	4,474,919,479.35	86,358,000.00	86,358,000.00	1,870,407,000.00	4,388,561,479.35
TOTAL CURRENT YEAR APPROPRIATIONS	6,352,150,347.90	6,352,150,347.90	4,481,220,692.90	4,481,220,692.90	87,614,426.00	87,614,426.00	1,870,929,655.00	4,393,606,266.90
CONTINUING APPROPRIATIONS								
Department of Budget and Management - The Procurement Service								
XI	65,640.00	65,640.00	-	-	-	-	65,640.00	-
TOTAL	65,640.00	65,640.00	-	-	-	-	65,640.00	-

STATEMENT OF OBLIGATIONS, DISBURSEMENTS, LIQUIDATIONS AND BALANCES for INTER-AGENCY FUND TRANSFERS
 Consolidated Central Office and Field Offices
 As of the March 31, 2024

FAR 1-C

CURRENT YEAR APPROPRIATIONS

Implementing Agencies and Projects	Obligation		Disbursements (Funds Transferred To)		Liquidations		Unpaid Obligations	Unliquidated Fund Transfers
	1st Quarter ending March 31	Total	1st Quarter ending March 31	Total	1st Quarter ending March 31	Total		
MOOE	1	5=(1+2+3+4)	6	10=(6+7+8+9)	11	15=(11+12+13+14)	16=(5-10)	17=(10-15)
GRAND TOTAL	6,352,215,987.90	6,352,215,987.90	4,481,220,692.90	4,481,220,692.90	87,614,426.00	87,614,426.00	1,870,995,295.00	4,393,606,266.90
PS								
MOOE	6,352,215,987.90	6,352,215,987.90	4,481,220,692.90	4,481,220,692.90	87,614,426.00	87,614,426.00	1,870,995,295.00	4,393,606,266.90
FE								
CO								

Certified Correct:

ATTY. MERIEL P. CASTILLO
 Chief, Budget Division
 Date:

Certified Correct:

JOBELLE S. ROSTATA
 Chief, Accounting Division
 Date:

Recommending Approval:

WAYNE C. BELIZAR
 Director IV, Financial Management Service
 Date:

Approved by:

ATTY. EDWARD JUSTINE R. ORDEN
 Undersecretary, GASSG
 Date:

STATEMENT OF OBLIGATIONS, DISBURSEMENTS, LIQUIDATIONS AND BALANCES for INTER-AGENCY FUND TRANSFERS FAR 1-C
 As of the Quarter Ending March 31, 2024

Department: Department of Social Welfare and
 Agency : Office of the Secretary
 Operating Unit : F-O-Cordillera Administrative Re
 Organization Code (UACS): 200010000000
 Funding Source Code: 01 Regular Agency Fund

NOTE: None to report for 1st Quarter CY 2024

<input checked="" type="checkbox"/>	Current Year Appropriations
<input type="checkbox"/>	Supplemental Appropriations
<input checked="" type="checkbox"/>	Continuing Appropriations

Implementing Agencies and Projects	Obligations		Disbursements (Funds Transferred To)		Liquidations		Unpaid Obligations	Unliquidated Fund Transfers
	Obligation Number	Request Date	1st Quarter ending March	Total	1st Quarter ending March 31	Total		
FIELD OFFICE-CAR			-					
GRAND TOTAL PS MOOE FE CO			-		-			

Certified Correct: _____ Certified Correct: _____ Recommending Approval: _____ Approved by: _____

JOCELYN T. TUPENG
AO V/Head, Budget Section

WILBOURN BACOLONG
Accountant III

NORIE C. CASTAÑEDA
AO V / OIC Chief, Financial Management Division

ENRIQUE H. GASCON, Jr.
Director III, OIC Regional Director and Concurrent ARD for Operations

Date: _____ Date: _____ Date: _____ Date: _____


STATEMENT OF OBLIGATIONS, DISBURSEMENTS, LIQUIDATIONS AND BALANCES by INTER AGENCY FUND TRANSFERS
As of the Quarter Ending March 31, 2024


FAR 1-C


Department: Department of Social Welfare and Development
Agency: Office of the Secretary
Operating Unit: All
Organization Code (MCCS): 200019000000
Funding Source Code: 01 Regular Agency Fees


Current Year Appropriations
 Supplemental Appropriations
 Continuing Appropriations

Department of Budget and Finance For Procurement Support Staff	Request Number	Date	Obligations				Disbursements (Funds Transferred To)				Liquidations				Unliquidated Fund Transfers				
			1st Quarter ending March 31	2nd Quarter ending June 30	3rd Quarter ending Sept 30	4th Quarter ending Dec 31	Total	1st Quarter ending March 31	2nd Quarter ending June 30	3rd Quarter ending Sept 30	4th Quarter ending Dec 31	Total	1st Quarter ending March 31	2nd Quarter ending June 30		3rd Quarter ending Sept 30	4th Quarter ending Dec 31	Total	Unliquidated Obligations
FOR PAYMENT OF COMMERCE BANKER USE SUPPLIES FOR ACCOUNTING SECTION	MOOE 24-00-0096	01-03-2024	34,478.00				34,478.00												34,478.00
FOR PURCHASE OF 200 BOTTLES OF DISINFECTANT COMBIS ST-C (OFFICIAL RECEIPT) FOR THE USE OF 2000 MOOE	MOOE 24-00-0042	11-03-2024	20,000.00				20,000.00												20,000.00
GRAND TOTAL MOOE			54,478.00				54,478.00												54,478.00

CERTIFIED BY: 
 CATERINE B. VALENZUELA
 Assistant Secretary
 Department of Social Welfare and Development

CERTIFIED BY: 
 CECILIO B. ALONZO
 Director General
 Department of Budget and Finance

RECOMMENDING APPROVAL: 
 DES REY
 Director General
 Department of Budget and Finance

APPROVED BY: 
 ATTORNEY Socrates J. LORCIO
 Regional Director

As of the Quarter Ending March 31, 2024

Department: Department of Social Welfare and Development
 Agency: Field Office 1
 Operating Unit: All
 Organization Code (UACS): 0000000000
 Fund(s) Source Code(s) of Regular Agency Fund

Current Year Appropriations
 Supplemental Appropriations
 Continuing Appropriations

1	2		Collection					8 = (1) + (2) + (3) + (4) + (5) + (6) + (7)	Disbursement/Trans Functional TO					Liquidation					19 = (8) + (9) + (10) + (11) + (12) + (13) + (14) + (15) + (16) + (17) + (18) + (19) + (20)
			3	4	5	6	7		9	10	11	12	13	14	15	16	17		
																		10	
FOA UCRN																			
	PS	MOOE	1,224,000.00		0.00			1,224,000.00											
	SOCPEN - Hi Spr		1,224,000.00																
	SOCPEN							1,224,000.00											
	FE	CO																	
	CO																		
	MOOE		324,000.00		0.00			324,000.00											
	SOCPEN - Hi Spr		324,000.00																
	SOCPEN							324,000.00											
	FE	CO																	
	CO																		
	MOOE		422,400.00		0.00			422,400.00											
	SOCPEN - Hi Spr		422,400.00																
	SOCPEN							422,400.00											
	FE	CO																	
	CO																		
	MOOE		3,774,000.00		0.00			3,774,000.00											
	SOCPEN - Hi Spr		3,774,000.00																
	SOCPEN							3,774,000.00											
	FE	CO																	
	CO																		
	MOOE		5,874,000.00		0.00			5,874,000.00											
	SOCPEN - Hi Spr		5,874,000.00																
	SOCPEN							5,874,000.00											
	FE	CO																	
	CO																		
	MOOE		6,795,000.00		2.00			6,795,000.00											
	SOCPEN - Hi Spr		6,795,000.00																
	SOCPEN							2.00											
	FE	CO																	
	CO																		
	MOOE		6,750,000.00		0.00			6,750,000.00											
	SOCPEN - Hi Spr		6,750,000.00																
	SOCPEN							0.00											
	FE	CO																	
	CO																		

Project/Program	PS	MOOE	SCOPE	FE	CO	Other	Grand Total	PS	MOOE	SCOPE	FE	CO	Other	Grand Total
SAI North-Provisional	12,654,000.00	0.00	0.00	0.00	0.00	0.00	12,654,000.00	10,864,000.00	0.00	0.00	0.00	0.00	0.00	10,864,000.00
SAI PS	12,654,000.00	0.00	0.00	0.00	0.00	0.00	12,654,000.00	10,864,000.00	0.00	0.00	0.00	0.00	0.00	10,864,000.00
SAI MOOE	0.00	12,654,000.00	0.00	0.00	0.00	0.00	12,654,000.00	0.00	12,654,000.00	0.00	0.00	0.00	0.00	12,654,000.00
SAI SCOPE	0.00	0.00	12,654,000.00	0.00	0.00	0.00	12,654,000.00	0.00	0.00	12,654,000.00	0.00	0.00	0.00	12,654,000.00
SAI FE	0.00	0.00	0.00	12,654,000.00	0.00	0.00	12,654,000.00	0.00	0.00	0.00	12,654,000.00	0.00	0.00	12,654,000.00
SAI CO	0.00	0.00	0.00	0.00	12,654,000.00	0.00	12,654,000.00	0.00	0.00	0.00	0.00	12,654,000.00	0.00	12,654,000.00
Grand Total	12,654,000.00	12,654,000.00	12,654,000.00	12,654,000.00	12,654,000.00	0.00	50,616,000.00	10,864,000.00	12,654,000.00	12,654,000.00	12,654,000.00	12,654,000.00	0.00	50,616,000.00

Approved by:
 [Signature]
 MARIA ANTONIO S. OYAN
 Regional Director
 Date: 11 April 2014

Approved by:
 [Signature]
 MARIA ANTONIO S. OYAN
 Regional Director
 Date: 11 April 2014

Approved by:
 [Signature]
 MARIA ANTONIO S. OYAN
 Regional Director
 Date: 11 April 2014

Approved by:
 [Signature]
 MARIA ANTONIO S. OYAN
 Regional Director
 Date: 11 April 2014

STATEMENT OF OBLIGATIONS, DISBURSEMENTS, LIQUIDATIONS AND BALANCES for INTER-AGENCY FUND TRANSFERS

As of the Quarter Ending 31 March 2024

Department: Department of Social Welfare and Development

Agency : Region II

Operating Unit : Accounting Unit

Organization Code (UACS): 26401-0300002

Funding Source Code: Fund Cluster 01 - MDS Account

X	Current Year Appropriation
	Supplemental Appropriation
	Continuing Appropriation

1	Implementing Agencies and Projects	Obligations			Disbursements (Funds Transferred To)			Liquidations		Upward Obligations 19 = (8-13)	Unliquidated Fund Transfers 20 = (13 - 16)
		2	3	4	5	6	7	8	9		
	LGU San Mateo, Isabela (PSP-AICSI)	2024-03-001487	03/06/2024	9,300,000.00	9,300,000.00	9,300,000.00	9,300,000.00	9,300,000.00	-	-	9,300,000.00
	MOOE			9,300,000.00	9,300,000.00	9,300,000.00	9,300,000.00	9,300,000.00	-	-	9,300,000.00
	LGU Aogedanan, Isabela (PSP-AICSI)	2024-03-001629	03/12/2024	7,300,000.00	7,300,000.00	7,300,000.00	7,300,000.00	7,300,000.00	-	-	7,300,000.00
	MOOE			7,300,000.00	7,300,000.00	7,300,000.00	7,300,000.00	7,300,000.00	-	-	7,300,000.00
	Provincial Government of Isabela (PSP-AICSI)	2024-03-001827	03/15/2024	27,000,000.00	27,000,000.00	27,000,000.00	27,000,000.00	27,000,000.00	-	-	27,000,000.00
	MOOE			27,000,000.00	27,000,000.00	27,000,000.00	27,000,000.00	27,000,000.00	-	-	27,000,000.00
	LGU Alicia Isabela (PSP-AICSI)	2024-03-001828	03/15/2024	9,600,000.00	9,600,000.00	9,600,000.00	9,600,000.00	9,600,000.00	-	-	9,600,000.00
	MOOE			9,600,000.00	9,600,000.00	9,600,000.00	9,600,000.00	9,600,000.00	-	-	9,600,000.00
	LGU Ramon, Isabela (PSP-AICSI)	2024-03-002027	03/20/2024	7,600,000.00	7,600,000.00	7,600,000.00	7,600,000.00	7,600,000.00	-	-	7,600,000.00
	MOOE			7,600,000.00	7,600,000.00	7,600,000.00	7,600,000.00	7,600,000.00	-	-	7,600,000.00
	GRAND TOTAL			60,800,000.00	60,800,000.00	60,800,000.00	60,800,000.00	60,800,000.00	-	-	60,800,000.00
	MOOE			60,800,000.00	60,800,000.00	60,800,000.00	60,800,000.00	60,800,000.00	-	-	60,800,000.00

Prepared by:

Certified correct:

Approved by:

SHERIL S. USARRE
Administrative Assistant II

MARIA CHERYPIE I. CABALZA
AO V / Accounting Section Head

LUCIA SUYUALAN, RSV
Regional Director

CELSO LARAQUIR
APOV / Director III

STATEMENT OF OBLIGATIONS, DISBURSEMENTS, LIQUIDATIONS AND BALANCES for INTER-AGENCY FUND TRANSFERS
 (For Source Agency use only)
 As at the Quarter Ending March 31, 2024

Department : Department of Social Welfare and Development (DSWD)
 Agency/Entity : Office of the Secretary
 Operating Unit : Regional Office - III
 Organization Code (UACS) : 29 001 0330003
 Fund Cluster : 01 - Regular Agency Fund

(e.g. UACS Fund Cluster: 05 Informally Generated Funds and 06 Business Related Funds)

Beneficiary	Delegation Request and Issue Number Date	1st Quarter Ending March 31	Obligations				Total 1st-4th Qtr	1st Quarter Ending March 31	Disbursements (Fund Transfer of FTS)				Total 1st-4th Qtr	1st Quarter Ending March 31	Liquidations				Total 1st-4th Qtr	Unliquidated Fund Transfers 2023-1-1-2024-3-31
			2nd Quarter Ending April 30	3rd Quarter Ending September 30	4th Quarter Ending December 31	2023-1-1-2024-3-31			2nd Quarter Ending September 30	3rd Quarter Ending December 31	4th Quarter Ending March 31	2023-1-1-2024-3-31			1st Quarter Ending March 31	2nd Quarter Ending June 30	3rd Quarter Ending September 30	4th Quarter Ending December 31		
City of San Jose Del Monte - Business		17,000,000.00	0.00	0.00	0.00	17,000,000.00	17,000,000.00	0.00	0.00	0.00	0.00	0.00	0.00	0.00	0.00	0.00	0.00	0.00	17,000,000.00	
City of San Jose Del Monte - Business		17,000,000.00	0.00	0.00	0.00	17,000,000.00	17,000,000.00	0.00	0.00	0.00	0.00	0.00	0.00	0.00	0.00	0.00	0.00	0.00	17,000,000.00	
MOOE	24-02-02422	17,000,000.00	0.00	0.00	0.00	17,000,000.00	17,000,000.00	0.00	0.00	0.00	0.00	0.00	0.00	0.00	0.00	0.00	0.00	0.00	17,000,000.00	
GRAND TOTAL		17,000,000.00	0.00	0.00	0.00	17,000,000.00	17,000,000.00	0.00	0.00	0.00	0.00	0.00	0.00	0.00	0.00	0.00	0.00	0.00	17,000,000.00	

Prepared by: 
 Date: _____

Checked by: 
 Date: _____

STATEMENT OF OBLIGATIONS, DISBURSEMENTS, LIQUIDATIONS AND BALANCES FOR INTER-AGENCY FUND TRANSFERS
As of the Quarter Ending March 31, 2024

FAR 1-C

Inter-agency Agency and Project	Obligation Requested Number	3	Obligations				Total	Disbursements Funds Transferred To				Total	Liquidations				Total	Unpaid Obligations	Unliquidated Fund Transfers
			1st Quarter ending March 31	2nd Quarter ending June 30	3rd Quarter ending Sept 30	4th Quarter ending Dec 31		1st Quarter ending March 31	2nd Quarter ending June 30	3rd Quarter ending Sept 30	4th Quarter ending Dec 31		1st Quarter ending March 31	2nd Quarter ending June 30	3rd Quarter ending Sept 30	4th Quarter ending Dec 31			
FO MA - LOR			777,367,500.00	-	-	-	777,367,500.00	-	-	-	-	777,367,500.00	26,594,000.00	-	-	-	26,594,000.00		752,402,500.00
ABJULMAN, QUESSON			0.00	0.00	0.00	0.00	0.00	0.00	0.00	0.00	0.00	0.00	0.00	0.00	0.00	0.00		0.00	
PS			0.00	0.00	0.00	0.00	0.00	0.00	0.00	0.00	0.00	0.00	0.00	0.00	0.00	0.00		0.00	
MOCE			0.00	0.00	0.00	0.00	0.00	0.00	0.00	0.00	0.00	0.00	0.00	0.00	0.00	0.00		0.00	
FE			0.00	0.00	0.00	0.00	0.00	0.00	0.00	0.00	0.00	0.00	0.00	0.00	0.00	0.00		0.00	
CO			0.00	0.00	0.00	0.00	0.00	0.00	0.00	0.00	0.00	0.00	0.00	0.00	0.00	0.00		0.00	
AGORHILLO, BANUKOS			7,788,000.00	0.00	0.00	0.00	7,788,000.00	7,788,000.00	0.00	0.00	0.00	7,788,000.00	0.00	0.00	0.00	0.00		7,788,000.00	
PS			7,788,000.00	0.00	0.00	0.00	7,788,000.00	7,788,000.00	0.00	0.00	0.00	7,788,000.00	0.00	0.00	0.00	0.00		7,788,000.00	
MOCE			0.00	0.00	0.00	0.00	0.00	0.00	0.00	0.00	0.00	0.00	0.00	0.00	0.00	0.00		0.00	
SOCPEN			0.00	0.00	0.00	0.00	0.00	0.00	0.00	0.00	0.00	0.00	0.00	0.00	0.00	0.00		0.00	
FE			0.00	0.00	0.00	0.00	0.00	0.00	0.00	0.00	0.00	0.00	0.00	0.00	0.00	0.00		0.00	
CO			0.00	0.00	0.00	0.00	0.00	0.00	0.00	0.00	0.00	0.00	0.00	0.00	0.00	0.00		0.00	
ALABAT, GUZON			13,148,000.00	0.00	0.00	0.00	13,148,000.00	13,148,000.00	0.00	0.00	0.00	13,148,000.00	0.00	0.00	0.00	0.00		13,148,000.00	
PS			13,148,000.00	0.00	0.00	0.00	13,148,000.00	13,148,000.00	0.00	0.00	0.00	13,148,000.00	0.00	0.00	0.00	0.00		13,148,000.00	
MOCE			0.00	0.00	0.00	0.00	0.00	0.00	0.00	0.00	0.00	0.00	0.00	0.00	0.00	0.00		0.00	
SOCPEN			0.00	0.00	0.00	0.00	0.00	0.00	0.00	0.00	0.00	0.00	0.00	0.00	0.00	0.00		0.00	
FE			0.00	0.00	0.00	0.00	0.00	0.00	0.00	0.00	0.00	0.00	0.00	0.00	0.00	0.00		0.00	
CO			0.00	0.00	0.00	0.00	0.00	0.00	0.00	0.00	0.00	0.00	0.00	0.00	0.00	0.00		0.00	
ALAMINGO, LAGUNA			0.00	0.00	0.00	0.00	0.00	0.00	0.00	0.00	0.00	0.00	0.00	0.00	0.00	0.00		0.00	
PS			0.00	0.00	0.00	0.00	0.00	0.00	0.00	0.00	0.00	0.00	0.00	0.00	0.00	0.00		0.00	
MOCE			0.00	0.00	0.00	0.00	0.00	0.00	0.00	0.00	0.00	0.00	0.00	0.00	0.00	0.00		0.00	
SOCPEN			0.00	0.00	0.00	0.00	0.00	0.00	0.00	0.00	0.00	0.00	0.00	0.00	0.00	0.00		0.00	
FE			0.00	0.00	0.00	0.00	0.00	0.00	0.00	0.00	0.00	0.00	0.00	0.00	0.00	0.00		0.00	
CO			0.00	0.00	0.00	0.00	0.00	0.00	0.00	0.00	0.00	0.00	0.00	0.00	0.00	0.00		0.00	
ALFONSO, CAITE			11,418,000.00	0.00	0.00	0.00	11,418,000.00	11,418,000.00	0.00	0.00	0.00	11,418,000.00	0.00	0.00	0.00	0.00		11,418,000.00	
PS			11,418,000.00	0.00	0.00	0.00	11,418,000.00	11,418,000.00	0.00	0.00	0.00	11,418,000.00	0.00	0.00	0.00	0.00		11,418,000.00	
MOCE			0.00	0.00	0.00	0.00	0.00	0.00	0.00	0.00	0.00	0.00	0.00	0.00	0.00	0.00		0.00	
SOCPEN			0.00	0.00	0.00	0.00	0.00	0.00	0.00	0.00	0.00	0.00	0.00	0.00	0.00	0.00		0.00	
FE			0.00	0.00	0.00	0.00	0.00	0.00	0.00	0.00	0.00	0.00	0.00	0.00	0.00	0.00		0.00	
CO			0.00	0.00	0.00	0.00	0.00	0.00	0.00	0.00	0.00	0.00	0.00	0.00	0.00	0.00		0.00	
AUTONAGA, BATHANGS			0.00	0.00	0.00	0.00	0.00	0.00	0.00	0.00	0.00	0.00	0.00	0.00	0.00	0.00		0.00	
PS			0.00	0.00	0.00	0.00	0.00	0.00	0.00	0.00	0.00	0.00	0.00	0.00	0.00	0.00		0.00	
MOCE			0.00	0.00	0.00	0.00	0.00	0.00	0.00	0.00	0.00	0.00	0.00	0.00	0.00	0.00		0.00	
SOCPEN			0.00	0.00	0.00	0.00	0.00	0.00	0.00	0.00	0.00	0.00	0.00	0.00	0.00	0.00		0.00	
FE			0.00	0.00	0.00	0.00	0.00	0.00	0.00	0.00	0.00	0.00	0.00	0.00	0.00	0.00		0.00	
CO			0.00	0.00	0.00	0.00	0.00	0.00	0.00	0.00	0.00	0.00	0.00	0.00	0.00	0.00		0.00	
AMARDO, GANTE			0.00	0.00	0.00	0.00	0.00	0.00	0.00	0.00	0.00	0.00	0.00	0.00	0.00	0.00		0.00	
PS			0.00	0.00	0.00	0.00	0.00	0.00	0.00	0.00	0.00	0.00	0.00	0.00	0.00	0.00		0.00	
MOCE			0.00	0.00	0.00	0.00	0.00	0.00	0.00	0.00	0.00	0.00	0.00	0.00	0.00	0.00		0.00	
SOCPEN			0.00	0.00	0.00	0.00	0.00	0.00	0.00	0.00	0.00	0.00	0.00	0.00	0.00	0.00		0.00	
FE			0.00	0.00	0.00	0.00	0.00	0.00	0.00	0.00	0.00	0.00	0.00	0.00	0.00	0.00		0.00	
CO			0.00	0.00	0.00	0.00	0.00	0.00	0.00	0.00	0.00	0.00	0.00	0.00	0.00	0.00		0.00	

Implementing Agencies and Projects	Original Requestive				Disbursements				Disbursements (Funds Transferred 15)				Liquidations				Liquid Disbursements	Unliquidated Fund Reversals	
	1	2	3	4	5	6	7	Total	9	10	11	12	Total	14	15	16			17
	Number	Year	1st Quarter ending March 31	2nd Quarter ending June 30	3rd Quarter ending Sept. 30	4th Quarter ending Dec. 31	9 = (4+5+6+7)	1st Quarter ending March 31	2nd Quarter ending June 30	3rd Quarter ending Sept. 30	4th Quarter ending Dec. 31	13 = (9+10+11+12)	14	15	16	17	18 = (14+15+16+17)	19 = (8+13)	20 = (13 - 18)
ANGONO BIZAL	FE		0.00	0.00	0.00	0.00	0.00	2.00	0.00	0.00	0.00	0.00	0.00	0.00	0.00	0.00	0.00	0.00	0.00
NS																			
WCCE			0.00	0.00	0.00	0.00	0.00	3.00	0.00	0.00	0.00	0.00	0.00	0.00	0.00	0.00	0.00	0.00	0.00
FE			0.00	0.00	0.00	0.00	0.00	0.00	0.00	0.00	0.00	0.00	0.00	0.00	0.00	0.00	0.00	0.00	0.00
CO			0.00	0.00	0.00	0.00	0.00	0.00	0.00	0.00	0.00	0.00	0.00	0.00	0.00	0.00	0.00	0.00	0.00
AMPOLO RICAL	NS		0.00	0.00	0.00	0.00	0.00	0.00	0.00	0.00	0.00	0.00	0.00	0.00	0.00	0.00	0.00	0.00	0.00
NS																			
WCCE			0.00	0.00	0.00	0.00	0.00	3.00	0.00	0.00	0.00	0.00	0.00	0.00	0.00	0.00	0.00	0.00	0.00
FE			0.00	0.00	0.00	0.00	0.00	0.00	0.00	0.00	0.00	0.00	0.00	0.00	0.00	0.00	0.00	0.00	0.00
CO			0.00	0.00	0.00	0.00	0.00	0.00	0.00	0.00	0.00	0.00	0.00	0.00	0.00	0.00	0.00	0.00	0.00
ATIPONAN QUEJON	NS		19,752,000.00	0.00	0.00	0.00	19,752,000.00	19,752,000.00	0.00	0.00	0.00	19,752,000.00	0.00	0.00	0.00	0.00	0.00	0.00	0.00
NS																			
WCCE			19,752,000.00	0.00	0.00	0.00	19,752,000.00	19,752,000.00	0.00	0.00	0.00	19,752,000.00	0.00	0.00	0.00	0.00	0.00	0.00	0.00
FE			0.00	0.00	0.00	0.00	0.00	0.00	0.00	0.00	0.00	0.00	0.00	0.00	0.00	0.00	0.00	0.00	0.00
CO			0.00	0.00	0.00	0.00	0.00	0.00	0.00	0.00	0.00	0.00	0.00	0.00	0.00	0.00	0.00	0.00	0.00
BACOR CANTIE	NS		0.00	0.00	0.00	0.00	0.00	0.00	0.00	0.00	0.00	0.00	0.00	0.00	0.00	0.00	0.00	0.00	0.00
NS																			
WCCE			0.00	0.00	0.00	0.00	0.00	3.00	0.00	0.00	0.00	0.00	0.00	0.00	0.00	0.00	0.00	0.00	0.00
FE			0.00	0.00	0.00	0.00	0.00	0.00	0.00	0.00	0.00	0.00	0.00	0.00	0.00	0.00	0.00	0.00	0.00
CO			0.00	0.00	0.00	0.00	0.00	0.00	0.00	0.00	0.00	0.00	0.00	0.00	0.00	0.00	0.00	0.00	0.00
BALAYAN BATAANGAS	NS		0.00	0.00	0.00	0.00	0.00	0.00	0.00	0.00	0.00	0.00	0.00	0.00	0.00	0.00	0.00	0.00	0.00
NS																			
WCCE			0.00	0.00	0.00	0.00	0.00	3.00	0.00	0.00	0.00	0.00	0.00	0.00	0.00	0.00	0.00	0.00	0.00
FE			0.00	0.00	0.00	0.00	0.00	0.00	0.00	0.00	0.00	0.00	0.00	0.00	0.00	0.00	0.00	0.00	0.00
CO			0.00	0.00	0.00	0.00	0.00	0.00	0.00	0.00	0.00	0.00	0.00	0.00	0.00	0.00	0.00	0.00	0.00
BOLETE BATAANGAS	NS		3,000,000.00	0.00	0.00	0.00	3,000,000.00	3,000,000.00	0.00	0.00	0.00	3,000,000.00	0.00	0.00	0.00	0.00	0.00	0.00	0.00
NS																			
WCCE			3,000,000.00	0.00	0.00	0.00	3,000,000.00	3,000,000.00	0.00	0.00	0.00	3,000,000.00	0.00	0.00	0.00	0.00	0.00	0.00	0.00
FE			0.00	0.00	0.00	0.00	0.00	0.00	0.00	0.00	0.00	0.00	0.00	0.00	0.00	0.00	0.00	0.00	0.00
CO			0.00	0.00	0.00	0.00	0.00	0.00	0.00	0.00	0.00	0.00	0.00	0.00	0.00	0.00	0.00	0.00	0.00
SOCCEI	NS		9,000,000.00	0.00	0.00	0.00	9,000,000.00	9,000,000.00	0.00	0.00	0.00	9,000,000.00	0.00	0.00	0.00	0.00	0.00	0.00	0.00
NS																			
WCCE			9,000,000.00	0.00	0.00	0.00	9,000,000.00	9,000,000.00	0.00	0.00	0.00	9,000,000.00	0.00	0.00	0.00	0.00	0.00	0.00	0.00
FE			0.00	0.00	0.00	0.00	0.00	0.00	0.00	0.00	0.00	0.00	0.00	0.00	0.00	0.00	0.00	0.00	0.00
CO			0.00	0.00	0.00	0.00	0.00	0.00	0.00	0.00	0.00	0.00	0.00	0.00	0.00	0.00	0.00	0.00	0.00
BARAS BIZAL	NS		0.00	0.00	0.00	0.00	0.00	0.00	0.00	0.00	0.00	0.00	0.00	0.00	0.00	0.00	0.00	0.00	0.00
NS																			
WCCE			0.00	0.00	0.00	0.00	0.00	0.00	0.00	0.00	0.00	0.00	0.00	0.00	0.00	0.00	0.00	0.00	0.00
FE			0.00	0.00	0.00	0.00	0.00	0.00	0.00	0.00	0.00	0.00	0.00	0.00	0.00	0.00	0.00	0.00	0.00
CO			0.00	0.00	0.00	0.00	0.00	0.00	0.00	0.00	0.00	0.00	0.00	0.00	0.00	0.00	0.00	0.00	0.00

Implementing Agencies and Projects	Obligations										Disbursements (Funds Transferred)				Liquidations				Unliquidated and Irregulars				
	Obligation Req. and Subj. Number		1st Quarter ending March 31		2nd Quarter ending June 30		3rd Quarter ending Sept. 30		4th Quarter ending Dec. 31		Total		1st Quarter ending March 31		2nd Quarter ending June 30		3rd Quarter ending Sept. 30			4th Quarter ending Dec. 31		Total	Unliquidated Obligations 19 - (813)
	1	2	3	4	5	6	7	8	9	10	11	12	13 = (4+5+6+7+8+9+10+11+12)	14	15	16	17	18 = (14+15+16+17)		19 - (813)			
PS MCOE				0.00	0.00	0.00	0.00	0.00	0.00	0.00	0.00	0.00	0.00	0.00	0.00	0.00	0.00	0.00	0.00	0.00	0.00	0.00	0.00
FE CO				0.00	0.00	0.00	0.00	0.00	0.00	0.00	0.00	0.00	0.00	0.00	0.00	0.00	0.00	0.00	0.00	0.00	0.00	0.00	0.00
BATAVIA, BATANGAS																							
PS MCOE				0.00	0.00	0.00	0.00	0.00	0.00	0.00	0.00	0.00	0.00	0.00	0.00	0.00	0.00	0.00	0.00	0.00	0.00	0.00	0.00
FE CO				0.00	0.00	0.00	0.00	0.00	0.00	0.00	0.00	0.00	0.00	0.00	0.00	0.00	0.00	0.00	0.00	0.00	0.00	0.00	0.00
BAUANG, BATANGAS																							
PS MCOE				0.00	0.00	0.00	0.00	0.00	0.00	0.00	0.00	0.00	0.00	0.00	0.00	0.00	0.00	0.00	0.00	0.00	0.00	0.00	0.00
FE CO				0.00	0.00	0.00	0.00	0.00	0.00	0.00	0.00	0.00	0.00	0.00	0.00	0.00	0.00	0.00	0.00	0.00	0.00	0.00	0.00
BAY, LAGUNA																							
PS MCOE				9,680,000.00	0.00	0.00	0.00	0.00	0.00	0.00	0.00	0.00	0.00	0.00	0.00	0.00	0.00	0.00	0.00	0.00	0.00	0.00	0.00
FE CO				0.00	0.00	0.00	0.00	0.00	0.00	0.00	0.00	0.00	0.00	0.00	0.00	0.00	0.00	0.00	0.00	0.00	0.00	0.00	0.00
BINANGONAN, RIZAL																							
PS MCOE				0.00	0.00	0.00	0.00	0.00	0.00	0.00	0.00	0.00	0.00	0.00	0.00	0.00	0.00	0.00	0.00	0.00	0.00	0.00	0.00
FE CO				0.00	0.00	0.00	0.00	0.00	0.00	0.00	0.00	0.00	0.00	0.00	0.00	0.00	0.00	0.00	0.00	0.00	0.00	0.00	0.00
BUENAVISTA, QUEZON																							
PS MCOE				0.00	0.00	0.00	0.00	0.00	0.00	0.00	0.00	0.00	0.00	0.00	0.00	0.00	0.00	0.00	0.00	0.00	0.00	0.00	0.00
FE CO				0.00	0.00	0.00	0.00	0.00	0.00	0.00	0.00	0.00	0.00	0.00	0.00	0.00	0.00	0.00	0.00	0.00	0.00	0.00	0.00

Implementing Agencies and Projects	Disbursements (Funds Transferred to)													Liquidity				Unliquidated Fund Transfers		
	Collections													Total						
	Disbursements (Funds Transferred to)													Total						
	1st Quarter ending March 31	2nd Quarter ending June 30	3rd Quarter ending Sept. 30	4th Quarter ending Dec. 31	Total	1st Quarter ending March 31	2nd Quarter ending June 30	3rd Quarter ending Sept. 30	4th Quarter ending Dec. 31	Total	1st Quarter ending March 31	2nd Quarter ending June 30	3rd Quarter ending Sept. 30	4th Quarter ending Dec. 31	Total					
1 FE CO	2	3	4	5	6	7	8 = (4)+(5)+(6)+(7)	9	10	11	12	13 = (9)+(10)+(11)+(12)	14	15	16 = (14)+(15)+(16)+(17)	17	18 = (16)+(17)	19 = (18)-(3)-(14)	20 = (19)-(3)-(14)	
BIUREDO, QUEZON			10,724,000.00	0.00	0.00	0.00	10,724,000.00	10,724,000.00	0.00	0.00	0.00	10,724,000.00	0.00	0.00	0.00	0.00	0.00	0.00	0.00	10,724,000.00
PS			10,724,000.00	0.00	0.00	0.00	10,724,000.00	10,724,000.00	0.00	0.00	0.00	10,724,000.00	0.00	0.00	0.00	0.00	0.00	0.00	0.00	10,724,000.00
MOOE			10,724,000.00	0.00	0.00	0.00	10,724,000.00	10,724,000.00	0.00	0.00	0.00	10,724,000.00	0.00	0.00	0.00	0.00	0.00	0.00	0.00	10,724,000.00
SOCREN			10,724,000.00	0.00	0.00	0.00	10,724,000.00	10,724,000.00	0.00	0.00	0.00	10,724,000.00	0.00	0.00	0.00	0.00	0.00	0.00	0.00	10,724,000.00
6-Mar-24																				
FE			0.00	0.00	0.00	0.00	0.00	0.00	0.00	0.00	0.00	0.00	0.00	0.00	0.00	0.00	0.00	0.00	0.00	0.00
CO			0.00	0.00	0.00	0.00	0.00	0.00	0.00	0.00	0.00	0.00	0.00	0.00	0.00	0.00	0.00	0.00	0.00	0.00
CABUYAG, LAGUNA			0.00	0.00	0.00	0.00	0.00	0.00	0.00	0.00	0.00	0.00	0.00	0.00	0.00	0.00	0.00	0.00	0.00	0.00
PS			0.00	0.00	0.00	0.00	0.00	0.00	0.00	0.00	0.00	0.00	0.00	0.00	0.00	0.00	0.00	0.00	0.00	0.00
MOOE			0.00	0.00	0.00	0.00	0.00	0.00	0.00	0.00	0.00	0.00	0.00	0.00	0.00	0.00	0.00	0.00	0.00	0.00
FE			0.00	0.00	0.00	0.00	0.00	0.00	0.00	0.00	0.00	0.00	0.00	0.00	0.00	0.00	0.00	0.00	0.00	0.00
CO			0.00	0.00	0.00	0.00	0.00	0.00	0.00	0.00	0.00	0.00	0.00	0.00	0.00	0.00	0.00	0.00	0.00	0.00
CANFA, RIZAL			22,140,000.00	0.00	0.00	0.00	22,140,000.00	22,140,000.00	0.00	0.00	0.00	22,140,000.00	0.00	0.00	0.00	0.00	0.00	0.00	0.00	22,140,000.00
PS			22,140,000.00	0.00	0.00	0.00	22,140,000.00	22,140,000.00	0.00	0.00	0.00	22,140,000.00	0.00	0.00	0.00	0.00	0.00	0.00	0.00	22,140,000.00
MOOE			22,140,000.00	0.00	0.00	0.00	22,140,000.00	22,140,000.00	0.00	0.00	0.00	22,140,000.00	0.00	0.00	0.00	0.00	0.00	0.00	0.00	22,140,000.00
SOCREN			22,140,000.00	0.00	0.00	0.00	22,140,000.00	22,140,000.00	0.00	0.00	0.00	22,140,000.00	0.00	0.00	0.00	0.00	0.00	0.00	0.00	22,140,000.00
6-Mar-24																				
FE			0.00	0.00	0.00	0.00	0.00	0.00	0.00	0.00	0.00	0.00	0.00	0.00	0.00	0.00	0.00	0.00	0.00	0.00
CO			0.00	0.00	0.00	0.00	0.00	0.00	0.00	0.00	0.00	0.00	0.00	0.00	0.00	0.00	0.00	0.00	0.00	0.00
GAJAGA, BATAANGAS			0.00	0.00	0.00	0.00	0.00	0.00	0.00	0.00	0.00	0.00	0.00	0.00	0.00	0.00	0.00	0.00	0.00	0.00
PS			0.00	0.00	0.00	0.00	0.00	0.00	0.00	0.00	0.00	0.00	0.00	0.00	0.00	0.00	0.00	0.00	0.00	0.00
MOOE			0.00	0.00	0.00	0.00	0.00	0.00	0.00	0.00	0.00	0.00	0.00	0.00	0.00	0.00	0.00	0.00	0.00	0.00
FE			0.00	0.00	0.00	0.00	0.00	0.00	0.00	0.00	0.00	0.00	0.00	0.00	0.00	0.00	0.00	0.00	0.00	0.00
CO			0.00	0.00	0.00	0.00	0.00	0.00	0.00	0.00	0.00	0.00	0.00	0.00	0.00	0.00	0.00	0.00	0.00	0.00
CALANGA, LAGUNA			0.00	0.00	0.00	0.00	0.00	0.00	0.00	0.00	0.00	0.00	0.00	0.00	0.00	0.00	0.00	0.00	0.00	0.00
PS			0.00	0.00	0.00	0.00	0.00	0.00	0.00	0.00	0.00	0.00	0.00	0.00	0.00	0.00	0.00	0.00	0.00	0.00
MOOE			0.00	0.00	0.00	0.00	0.00	0.00	0.00	0.00	0.00	0.00	0.00	0.00	0.00	0.00	0.00	0.00	0.00	0.00
FE			0.00	0.00	0.00	0.00	0.00	0.00	0.00	0.00	0.00	0.00	0.00	0.00	0.00	0.00	0.00	0.00	0.00	0.00
CO			0.00	0.00	0.00	0.00	0.00	0.00	0.00	0.00	0.00	0.00	0.00	0.00	0.00	0.00	0.00	0.00	0.00	0.00
CALATAGSAN, BATAANGAS			18,812,000.00	0.00	0.00	0.00	18,812,000.00	18,812,000.00	0.00	0.00	0.00	18,812,000.00	0.00	0.00	0.00	0.00	0.00	0.00	0.00	18,812,000.00
PS			18,812,000.00	0.00	0.00	0.00	18,812,000.00	18,812,000.00	0.00	0.00	0.00	18,812,000.00	0.00	0.00	0.00	0.00	0.00	0.00	0.00	18,812,000.00
MOOE			18,812,000.00	0.00	0.00	0.00	18,812,000.00	18,812,000.00	0.00	0.00	0.00	18,812,000.00	0.00	0.00	0.00	0.00	0.00	0.00	0.00	18,812,000.00
SOCREN			18,812,000.00	0.00	0.00	0.00	18,812,000.00	18,812,000.00	0.00	0.00	0.00	18,812,000.00	0.00	0.00	0.00	0.00	0.00	0.00	0.00	18,812,000.00
6-Mar-24																				
FE			0.00	0.00	0.00	0.00	0.00	0.00	0.00	0.00	0.00	0.00	0.00	0.00	0.00	0.00	0.00	0.00	0.00	0.00
CO			0.00	0.00	0.00	0.00	0.00	0.00	0.00	0.00	0.00	0.00	0.00	0.00	0.00	0.00	0.00	0.00	0.00	0.00
CALANGA, QUEZON			14,298,000.00	0.00	0.00	0.00	14,298,000.00	14,298,000.00	0.00	0.00	0.00	14,298,000.00	0.00	0.00	0.00	0.00	0.00	0.00	0.00	14,298,000.00
PS			14,298,000.00	0.00	0.00	0.00	14,298,000.00	14,298,000.00	0.00	0.00	0.00	14,298,000.00	0.00	0.00	0.00	0.00	0.00	0.00	0.00	14,298,000.00
MOOE			14,298,000.00	0.00	0.00	0.00	14,298,000.00	14,298,000.00	0.00	0.00	0.00	14,298,000.00	0.00	0.00	0.00	0.00	0.00	0.00	0.00	14,298,000.00

Implementing Agencies/Projects	Obligation Requested and Approved		Disbursements (Funds Transferred To)										Unliquidated Fund Transfers							
	Number	Date	Obligations											Total	Unliquidated Obligations					
			1st Quarter ending March 31	2nd Quarter ending June 30	3rd Quarter ending Sept 30	4th Quarter ending Dec 31	Total	1st Quarter ending March 31	2nd Quarter ending June 30	3rd Quarter ending Sept 30	4th Quarter ending Dec 31	Total								
1	2	3	4	5	6	7	8 = (4+5+6+7)	9	10	11	12	13 = (9+10+11+12)	14	15	16	17	18 = (14+15+16+17)	19 = (18-19)	20 = (13-18)	
SOCPEN	502-2024-02	2/1-Feb-24	14,258,000.00				14,258,000.00	14,258,000.00					14,258,000.00							
FE CO							0.00	0.00				0.00	0.00							14,258,000.00
CALAPAN, LAGUNA							0.00	0.00				0.00	0.00							0.00
PS							0.00	0.00				0.00	0.00							0.00
MOOSE							0.00	0.00				0.00	0.00							0.00
FE CO							0.00	0.00				0.00	0.00							0.00
CANDELABRIA, QUEZON							0.00	0.00				0.00	0.00							0.00
PS							0.00	0.00				0.00	0.00							0.00
MOOSE							0.00	0.00				0.00	0.00							0.00
FE CO							0.00	0.00				0.00	0.00							0.00
CARDONA, RIZAL							0.00	0.00				0.00	0.00							0.00
PS							0.00	0.00				0.00	0.00							0.00
MOOSE							0.00	0.00				0.00	0.00							0.00
FE CO							0.00	0.00				0.00	0.00							0.00
SOCPEN	502-2024-03	2/1-Feb-24	23,502,000.00				23,502,000.00	23,502,000.00				23,502,000.00	23,502,000.00							23,502,000.00
PS							0.00	0.00				0.00	0.00							0.00
MOOSE							0.00	0.00				0.00	0.00							0.00
FE CO							0.00	0.00				0.00	0.00							0.00
CARMOY, CAVITE							0.00	0.00				0.00	0.00							0.00
PS							0.00	0.00				0.00	0.00							0.00
MOOSE							0.00	0.00				0.00	0.00							0.00
FE CO							0.00	0.00				0.00	0.00							0.00
PATAMUNAN, QUEZON							0.00	0.00				0.00	0.00							0.00
PS							0.00	0.00				0.00	0.00							0.00
MOOSE							0.00	0.00				0.00	0.00							0.00
FE CO							0.00	0.00				0.00	0.00							0.00
CAVINTI, LAGUNA							0.00	0.00				0.00	0.00							0.00
PS							0.00	0.00				0.00	0.00							0.00
MOOSE							0.00	0.00				0.00	0.00							0.00
FE CO							0.00	0.00				0.00	0.00							0.00
CAVITE, CAVITE							0.00	0.00				0.00	0.00							0.00
PS							0.00	0.00				0.00	0.00							0.00
MOOSE							0.00	0.00				0.00	0.00							0.00
FE CO							0.00	0.00				0.00	0.00							0.00
TOTAL							22,330,000.00	22,330,000.00				22,330,000.00	22,330,000.00							22,330,000.00

Implementing Agency and Project	Obligation Request and Status	Number	Date	Disbursements								Disbursements (Funds Transferred)								Liquidations				Unliquidated Fund Transfers																		
				1st Quarter ending March 31	2nd Quarter ending June 30	3rd Quarter ending Sept. 30	4th Quarter ending Dec. 31	Total	1st Quarter ending March 31	2nd Quarter ending June 30	3rd Quarter ending Sept. 30	4th Quarter ending Dec. 31	Total	1st Quarter ending March 31	2nd Quarter ending June 30	3rd Quarter ending Sept. 30	4th Quarter ending Dec. 31	Total																								
				1	2	3	4	5	6	7	8 = (4+5+6+7)	9	10	11	12	13 = (9+10+11+12)	14	15	16	17	18 = (14+15+16+17)	19 = (8+13)	20 = (13 - 18)																			
GENERAL BATANGAS	PS MCOE	502-24-03-01203	21-Mar-24	22,350,500.00	0.00	0.00	0.00	0.00	22,350,500.00	22,350,500.00	0.00	0.00	0.00	0.00	22,350,500.00	0.00	0.00	0.00	0.00	22,350,500.00	0.00	0.00	0.00	0.00	22,350,500.00	0.00	0.00	0.00														
				0.00	0.00	0.00	0.00	0.00	0.00	0.00	0.00	0.00	0.00	0.00	0.00	0.00	0.00	0.00	0.00	0.00	0.00	0.00	0.00	0.00	0.00	0.00	0.00	0.00	0.00	0.00	0.00	0.00										
				0.00	0.00	0.00	0.00	0.00	0.00	0.00	0.00	0.00	0.00	0.00	0.00	0.00	0.00	0.00	0.00	0.00	0.00	0.00	0.00	0.00	0.00	0.00	0.00	0.00	0.00	0.00	0.00	0.00	0.00									
DASMARINAS CAVITE	PS MCOE	402-24-03-01209	21-Mar-24	19,718,000.00	0.00	0.00	0.00	0.00	19,718,000.00	19,718,000.00	0.00	0.00	0.00	0.00	19,718,000.00	0.00	0.00	0.00	0.00	19,718,000.00	0.00	0.00	0.00	0.00	19,718,000.00	0.00	0.00	0.00	0.00	0.00	0.00	0.00	0.00	0.00	0.00							
				0.00	0.00	0.00	0.00	0.00	0.00	0.00	0.00	0.00	0.00	0.00	0.00	0.00	0.00	0.00	0.00	0.00	0.00	0.00	0.00	0.00	0.00	0.00	0.00	0.00	0.00	0.00	0.00	0.00	0.00	0.00	0.00	0.00						
				0.00	0.00	0.00	0.00	0.00	0.00	0.00	0.00	0.00	0.00	0.00	0.00	0.00	0.00	0.00	0.00	0.00	0.00	0.00	0.00	0.00	0.00	0.00	0.00	0.00	0.00	0.00	0.00	0.00	0.00	0.00	0.00	0.00	0.00	0.00				
DOLORES, QUEZON	PS MCOE	502-24-03-01201	21-Mar-24	13,152,000.00	0.00	0.00	0.00	0.00	13,152,000.00	13,152,000.00	0.00	0.00	0.00	0.00	13,152,000.00	0.00	0.00	0.00	0.00	13,152,000.00	0.00	0.00	0.00	0.00	13,152,000.00	0.00	0.00	0.00	0.00	0.00	0.00	0.00	0.00	0.00	0.00	0.00	0.00	0.00				
				0.00	0.00	0.00	0.00	0.00	0.00	0.00	0.00	0.00	0.00	0.00	0.00	0.00	0.00	0.00	0.00	0.00	0.00	0.00	0.00	0.00	0.00	0.00	0.00	0.00	0.00	0.00	0.00	0.00	0.00	0.00	0.00	0.00	0.00	0.00	0.00			
				0.00	0.00	0.00	0.00	0.00	0.00	0.00	0.00	0.00	0.00	0.00	0.00	0.00	0.00	0.00	0.00	0.00	0.00	0.00	0.00	0.00	0.00	0.00	0.00	0.00	0.00	0.00	0.00	0.00	0.00	0.00	0.00	0.00	0.00	0.00	0.00	0.00		
GENERAL EMILIO A. AMALADO CAVITE	PS MCOE	502-24-03-01114	21-Mar-24	6,750,000.00	0.00	0.00	0.00	0.00	6,750,000.00	6,750,000.00	0.00	0.00	0.00	0.00	6,750,000.00	0.00	0.00	0.00	0.00	6,750,000.00	0.00	0.00	0.00	0.00	6,750,000.00	0.00	0.00	0.00	0.00	0.00	0.00	0.00	0.00	0.00	0.00	0.00	0.00	0.00				
				0.00	0.00	0.00	0.00	0.00	0.00	0.00	0.00	0.00	0.00	0.00	0.00	0.00	0.00	0.00	0.00	0.00	0.00	0.00	0.00	0.00	0.00	0.00	0.00	0.00	0.00	0.00	0.00	0.00	0.00	0.00	0.00	0.00	0.00	0.00	0.00	0.00		
				0.00	0.00	0.00	0.00	0.00	0.00	0.00	0.00	0.00	0.00	0.00	0.00	0.00	0.00	0.00	0.00	0.00	0.00	0.00	0.00	0.00	0.00	0.00	0.00	0.00	0.00	0.00	0.00	0.00	0.00	0.00	0.00	0.00	0.00	0.00	0.00	0.00	0.00	
GENERAL LINA QUEZON	PS MCOE	502-24-03-00707	21-Mar-24	8,346,000.00	0.00	0.00	0.00	0.00	8,346,000.00	8,346,000.00	0.00	0.00	0.00	0.00	8,346,000.00	0.00	0.00	0.00	0.00	8,346,000.00	0.00	0.00	0.00	0.00	8,346,000.00	0.00	0.00	0.00	0.00	0.00	0.00	0.00	0.00	0.00	0.00	0.00	0.00	0.00	0.00	0.00		
				0.00	0.00	0.00	0.00	0.00	0.00	0.00	0.00	0.00	0.00	0.00	0.00	0.00	0.00	0.00	0.00	0.00	0.00	0.00	0.00	0.00	0.00	0.00	0.00	0.00	0.00	0.00	0.00	0.00	0.00	0.00	0.00	0.00	0.00	0.00	0.00	0.00	0.00	0.00
				0.00	0.00	0.00	0.00	0.00	0.00	0.00	0.00	0.00	0.00	0.00	0.00	0.00	0.00	0.00	0.00	0.00	0.00	0.00	0.00	0.00	0.00	0.00	0.00	0.00	0.00	0.00	0.00	0.00	0.00	0.00	0.00	0.00	0.00	0.00	0.00	0.00	0.00	0.00

Implementing Agency and Project	Disbursements (Funds transferred to)										Liquidations					Unallocated Fund Transfers		
	Disbursements					Liquidations					Upaid OF Isapans	Total						
	1st Quarter ending March 31	2nd Quarter ending June 30	3rd Quarter ending Sept. 30	4th Quarter ending Dec. 31	Total	1st Quarter ending March 31	2nd Quarter ending June 30	3rd Quarter ending Sept. 30	4th Quarter ending Dec. 31	Total								
2	3	4	5	6	7	8	9	10	11	12	13 = (6+10+11+12)	14	15	16	17 = (14+15+16+17)	18 = (13+14+15+16+17)	19 = (18+19)	
1																		
MOOE																		
FE																		
CO																		
IRONG, CAVITE																		
PS																		
MOOE																		
SOCPEN																		
FE																		
CO																		
INFANTA, QUEZON																		
PS																		
MOOE																		
FE																		
CO																		
JALAJALA, RIZAL																		
PS																		
MOOE																		
FE																		
CO																		
KAWIT, CAVITE																		
PS																		
MOOE																		
ACCS																		
FE																		
CO																		
LAUREL, BATAANAS																		

Implementing Agencies and Projects	Obligations										Disbursements (Funds Transferred To)										Liquidations					Unapportioned Fund Transfers							
	Obligation Request Date		1st Quarter ending March 31		2nd Quarter ending June 30		3rd Quarter ending Sept. 30		4th Quarter ending Dec. 31		Total	1st Quarter ending March 31		2nd Quarter ending June 30		3rd Quarter ending Sept. 30		4th Quarter ending Dec. 31		Total	1st Quarter ending March 31		2nd Quarter ending June 30		3rd Quarter ending Sept. 30		4th Quarter ending Dec. 31		Total	Unapportioned Fund Transfers			
	Number	Date	4	5	6	7	8	9	10	11	12	13 = (8+9+10+11+12)	14	15	16	17	18 = (14+15+16+17)	19 = (8+9)	20 = (13-18)														
PS MOOE FE CO																																	
LENERGY, BATANGAS																																	
PS MOOE	562-24-01-0-207	Mar 2024	11,676,000.00	0.00	0.00	0.00	0.00	0.00	0.00	0.00	11,676,000.00	3.00	0.00	0.00	0.00	0.00	0.00	0.00	0.00	11,676,000.00	3.00	0.00	0.00	0.00	0.00	0.00	0.00	0.00	0.00	0.00	0.00	0.00	
SCOPE			11,676,000.00	0.00	0.00	0.00	0.00	0.00	0.00	0.00	11,676,000.00	3.00	0.00	0.00	0.00	0.00	0.00	0.00	0.00	11,676,000.00	3.00	0.00	0.00	0.00	0.00	0.00	0.00	0.00	0.00	0.00	0.00	0.00	
FE CO			0.00	0.00	0.00	0.00	0.00	0.00	0.00	0.00	0.00	0.00	0.00	0.00	0.00	0.00	0.00	0.00	0.00	0.00	0.00	0.00	0.00	0.00	0.00	0.00	0.00	0.00	0.00	0.00	0.00		
LUAN, BATANGAS			21,204,000.00	0.00	0.00	0.00	0.00	0.00	0.00	0.00	21,204,000.00	3.00	0.00	0.00	0.00	0.00	0.00	0.00	0.00	21,204,000.00	3.00	0.00	0.00	0.00	0.00	0.00	0.00	0.00	0.00	0.00	0.00	0.00	
PS MOOE	562-24-01-0-113	Mar 2024	21,204,000.00	0.00	0.00	0.00	0.00	0.00	0.00	0.00	21,204,000.00	3.00	0.00	0.00	0.00	0.00	0.00	0.00	0.00	21,204,000.00	3.00	0.00	0.00	0.00	0.00	0.00	0.00	0.00	0.00	0.00	0.00	0.00	
SCOPE			21,204,000.00	0.00	0.00	0.00	0.00	0.00	0.00	0.00	21,204,000.00	3.00	0.00	0.00	0.00	0.00	0.00	0.00	0.00	21,204,000.00	3.00	0.00	0.00	0.00	0.00	0.00	0.00	0.00	0.00	0.00	0.00	0.00	
FE CO			0.00	0.00	0.00	0.00	0.00	0.00	0.00	0.00	0.00	0.00	0.00	0.00	0.00	0.00	0.00	0.00	0.00	0.00	0.00	0.00	0.00	0.00	0.00	0.00	0.00	0.00	0.00	0.00	0.00		
LILUNG, LAQUINA			0.00	0.00	0.00	0.00	0.00	0.00	0.00	0.00	0.00	0.00	0.00	0.00	0.00	0.00	0.00	0.00	0.00	0.00	0.00	0.00	0.00	0.00	0.00	0.00	0.00	0.00	0.00	0.00	0.00		
PS MOOE			0.00	0.00	0.00	0.00	0.00	0.00	0.00	0.00	0.00	0.00	0.00	0.00	0.00	0.00	0.00	0.00	0.00	0.00	0.00	0.00	0.00	0.00	0.00	0.00	0.00	0.00	0.00	0.00	0.00		
SCOPE			0.00	0.00	0.00	0.00	0.00	0.00	0.00	0.00	0.00	0.00	0.00	0.00	0.00	0.00	0.00	0.00	0.00	0.00	0.00	0.00	0.00	0.00	0.00	0.00	0.00	0.00	0.00	0.00	0.00		
FE CO			0.00	0.00	0.00	0.00	0.00	0.00	0.00	0.00	0.00	0.00	0.00	0.00	0.00	0.00	0.00	0.00	0.00	0.00	0.00	0.00	0.00	0.00	0.00	0.00	0.00	0.00	0.00	0.00	0.00		
LIPA, BATANGAS			20,976,000.00	0.00	0.00	0.00	0.00	0.00	0.00	0.00	20,976,000.00	3.00	0.00	0.00	0.00	0.00	0.00	0.00	0.00	20,976,000.00	3.00	0.00	0.00	0.00	0.00	0.00	0.00	0.00	0.00	0.00	0.00	0.00	0.00
PS MOOE	502-20-01-0-60786	27-Feb-24	20,976,000.00	0.00	0.00	0.00	0.00	0.00	0.00	0.00	20,976,000.00	3.00	0.00	0.00	0.00	0.00	0.00	0.00	0.00	20,976,000.00	3.00	0.00	0.00	0.00	0.00	0.00	0.00	0.00	0.00	0.00	0.00	0.00	
SCOPE			20,976,000.00	0.00	0.00	0.00	0.00	0.00	0.00	0.00	20,976,000.00	3.00	0.00	0.00	0.00	0.00	0.00	0.00	0.00	20,976,000.00	3.00	0.00	0.00	0.00	0.00	0.00	0.00	0.00	0.00	0.00	0.00	0.00	
FE CO			0.00	0.00	0.00	0.00	0.00	0.00	0.00	0.00	0.00	0.00	0.00	0.00	0.00	0.00	0.00	0.00	0.00	0.00	0.00	0.00	0.00	0.00	0.00	0.00	0.00	0.00	0.00	0.00	0.00		
Lopez, BATAANGAS			29,258,000.00	0.00	0.00	0.00	0.00	0.00	0.00	0.00	29,258,000.00	3.00	0.00	0.00	0.00	0.00	0.00	0.00	0.00	29,258,000.00	3.00	0.00	0.00	0.00	0.00	0.00	0.00	0.00	0.00	0.00	0.00	0.00	
PS MOOE	502-20-01-0-60786	27-Feb-24	29,258,000.00	0.00	0.00	0.00	0.00	0.00	0.00	0.00	29,258,000.00	3.00	0.00	0.00	0.00	0.00	0.00	0.00	0.00	29,258,000.00	3.00	0.00	0.00	0.00	0.00	0.00	0.00	0.00	0.00	0.00	0.00	0.00	
SCOPE			29,258,000.00	0.00	0.00	0.00	0.00	0.00	0.00	0.00	29,258,000.00	3.00	0.00	0.00	0.00	0.00	0.00	0.00	0.00	29,258,000.00	3.00	0.00	0.00	0.00	0.00	0.00	0.00	0.00	0.00	0.00	0.00	0.00	
FE CO			0.00	0.00	0.00	0.00	0.00	0.00	0.00	0.00	0.00	0.00	0.00	0.00	0.00	0.00	0.00	0.00	0.00	0.00	0.00	0.00	0.00	0.00	0.00	0.00	0.00	0.00	0.00	0.00	0.00		

Operating Agencies and Projects	Obligation Request and Source Number	Date	Disbursements							Total 1 - (4+5+7+9)	Disbursements (Funds Transferred To)				Total 12 = (9+10+11+12)	Liquidity			Total 19 = (14+15+16+17)	Total 20 = (13 - 18)	Unallocated Fund Transfers				
			1st Quarter ending March 31		2nd Quarter ending June 30		3rd Quarter ending Sept 30		4th Quarter ending Dec. 31		1st Quarter ending March 31	2nd Quarter ending June 30	3rd Quarter ending Sept. 30	4th Quarter ending Dec. 31		1st Quarter ending March 31	2nd Quarter ending June 30	3rd Quarter ending Sept. 30				4th Quarter ending Dec. 31			
			4	5	5	6	7	8	9		10	11	12	13		14	15	16				17			
LOS BANCOS, LA HABANA :E :O			0.00	0.00	0.00	0.00	0.00	0.00	0.00	0.00	0.00	0.00	0.00	0.00	0.00	0.00	0.00	0.00	0.00	0.00	0.00				
			0.00	0.00	0.00	0.00	0.00	0.00	0.00	0.00	0.00	0.00	0.00	0.00	0.00	0.00	0.00	0.00	0.00	0.00	0.00	0.00			
LOS BANCOS, LA HABANA :E :O			0.00	0.00	0.00	0.00	0.00	0.00	0.00	0.00	0.00	0.00	0.00	0.00	0.00	0.00	0.00	0.00	0.00	0.00	0.00	0.00			
			0.00	0.00	0.00	0.00	0.00	0.00	0.00	0.00	0.00	0.00	0.00	0.00	0.00	0.00	0.00	0.00	0.00	0.00	0.00	0.00	0.00		
LUCEANA QUEJON :E :O			0.00	0.00	0.00	0.00	0.00	0.00	0.00	0.00	0.00	0.00	0.00	0.00	0.00	0.00	0.00	0.00	0.00	0.00	0.00	0.00			
			0.00	0.00	0.00	0.00	0.00	0.00	0.00	0.00	0.00	0.00	0.00	0.00	0.00	0.00	0.00	0.00	0.00	0.00	0.00	0.00	0.00		
LUCEANA QUEJON :E :O			0.00	0.00	0.00	0.00	0.00	0.00	0.00	0.00	0.00	0.00	0.00	0.00	0.00	0.00	0.00	0.00	0.00	0.00	0.00	0.00	0.00		
			0.00	0.00	0.00	0.00	0.00	0.00	0.00	0.00	0.00	0.00	0.00	0.00	0.00	0.00	0.00	0.00	0.00	0.00	0.00	0.00	0.00	0.00	
LUSMIANA, LAQUINA :E :O			0.00	0.00	0.00	0.00	0.00	0.00	0.00	0.00	0.00	0.00	0.00	0.00	0.00	0.00	0.00	0.00	0.00	0.00	0.00	0.00	0.00		
			0.00	0.00	0.00	0.00	0.00	0.00	0.00	0.00	0.00	0.00	0.00	0.00	0.00	0.00	0.00	0.00	0.00	0.00	0.00	0.00	0.00	0.00	
LUSMIANA, LAQUINA :E :O			0.00	0.00	0.00	0.00	0.00	0.00	0.00	0.00	0.00	0.00	0.00	0.00	0.00	0.00	0.00	0.00	0.00	0.00	0.00	0.00	0.00	0.00	
			0.00	0.00	0.00	0.00	0.00	0.00	0.00	0.00	0.00	0.00	0.00	0.00	0.00	0.00	0.00	0.00	0.00	0.00	0.00	0.00	0.00	0.00	0.00
MAGNIFIC, LAQUINA :E :O			0.00	0.00	0.00	0.00	0.00	0.00	0.00	0.00	0.00	0.00	0.00	0.00	0.00	0.00	0.00	0.00	0.00	0.00	0.00	0.00	0.00	0.00	
			0.00	0.00	0.00	0.00	0.00	0.00	0.00	0.00	0.00	0.00	0.00	0.00	0.00	0.00	0.00	0.00	0.00	0.00	0.00	0.00	0.00	0.00	0.00
MAGNIFIC, LAQUINA :E :O			0.00	0.00	0.00	0.00	0.00	0.00	0.00	0.00	0.00	0.00	0.00	0.00	0.00	0.00	0.00	0.00	0.00	0.00	0.00	0.00	0.00	0.00	0.00
			0.00	0.00	0.00	0.00	0.00	0.00	0.00	0.00	0.00	0.00	0.00	0.00	0.00	0.00	0.00	0.00	0.00	0.00	0.00	0.00	0.00	0.00	0.00

1	2	3	Obligations				Total	Obligations (Funds Transferred To)				Obligations				Total	Input Obligations	Unliquidated Fund Transfers
			1st Quarter ending March 31	2nd Quarter ending June 30	3rd Quarter ending Sept 30	4th Quarter ending Dec 31		1st Quarter ending March 31	2nd Quarter ending June 30	3rd Quarter ending Sept 30	4th Quarter ending Dec 31	1st Quarter ending March 31	2nd Quarter ending June 30	3rd Quarter ending Sept 30	4th Quarter ending Dec 31			
REPONERA Agencies and Parties																		
MAYORAL BATANGAS																		
PS			0.00	0.00	0.00	1.00	0.00	0.00	0.00	0.00	0.00	0.00	0.00	0.00	0.00	0.00	0.00	0.00
MOOE			0.00	0.00	0.00	1.00	0.00	0.00	0.00	0.00	0.00	0.00	0.00	0.00	0.00	0.00	0.00	0.00
FE																		
CO																		
NOVELTA CAVITE																		
PS			0.00	0.00	0.00	1.00	0.00	0.00	0.00	0.00	0.00	0.00	0.00	0.00	0.00	0.00	0.00	0.00
MOOE			0.00	0.00	0.00	1.00	0.00	0.00	0.00	0.00	0.00	0.00	0.00	0.00	0.00	0.00	0.00	0.00
FE																		
CO																		
PARTE BURGOS QUEZON																		
PS			0.00	0.00	0.00	1.00	0.00	0.00	0.00	0.00	0.00	0.00	0.00	0.00	0.00	0.00	0.00	0.00
MOOE			0.00	0.00	0.00	1.00	0.00	0.00	0.00	0.00	0.00	0.00	0.00	0.00	0.00	0.00	0.00	0.00
FE																		
CO																		
PARTE CARAGA BATAVOS																		
PS			10,788,000.00	0.00	0.00	1.00	10,788,000.00	0.00	0.00	0.00	0.00	0.00	0.00	0.00	0.00	0.00	0.00	0.00
MOOE			10,788,000.00	0.00	0.00	1.00	10,788,000.00	0.00	0.00	0.00	0.00	0.00	0.00	0.00	0.00	0.00	0.00	0.00
FE																		
CO																		
SCORPA																		
PS			10,788,000.00	0.00	0.00	1.00	10,788,000.00	0.00	0.00	0.00	0.00	0.00	0.00	0.00	0.00	0.00	0.00	0.00
MOOE			10,788,000.00	0.00	0.00	1.00	10,788,000.00	0.00	0.00	0.00	0.00	0.00	0.00	0.00	0.00	0.00	0.00	0.00
FE																		
CO																		
PARTE LAQUINA																		
PS			0.00	0.00	0.00	1.00	0.00	0.00	0.00	0.00	0.00	0.00	0.00	0.00	0.00	0.00	0.00	0.00
MOOE			0.00	0.00	0.00	1.00	0.00	0.00	0.00	0.00	0.00	0.00	0.00	0.00	0.00	0.00	0.00	0.00
FE																		
CO																		
PARTELAJ QUEZON																		
PS			0.00	0.00	0.00	1.00	0.00	0.00	0.00	0.00	0.00	0.00	0.00	0.00	0.00	0.00	0.00	0.00
MOOE			0.00	0.00	0.00	1.00	0.00	0.00	0.00	0.00	0.00	0.00	0.00	0.00	0.00	0.00	0.00	0.00
FE																		
CO																		
PASAYAN LASUNA																		
PS			0.00	0.00	0.00	1.00	0.00	0.00	0.00	0.00	0.00	0.00	0.00	0.00	0.00	0.00	0.00	0.00
MOOE			0.00	0.00	0.00	1.00	0.00	0.00	0.00	0.00	0.00	0.00	0.00	0.00	0.00	0.00	0.00	0.00
FE																		
CO																		

Implementing Agencies and Projects	Obligation Received and Skills	1st Quarter ending March 31	Disbursements (Funds Transferred To)				Total	Liquidations				Unpaid Obligations	Unliquidated Fund Transfers						
			1st Quarter ending March 31	2nd Quarter ending June 30	3rd Quarter ending Sept 30	4th Quarter ending Dec 31		1st Quarter ending March 31	2nd Quarter ending June 30	3rd Quarter ending Sept 30	4th Quarter ending Dec 31								
1																			
PITCO, QUEZON	FE																		
	CO																		
PLAYABEL, QUEZON	FE																		
	CO																		
SOPHEN	FE	502,24,02	2,766,74																
	CO																		
POLILLAL, QUEZON	FE																		
	CO																		
SOPHEN	FE	502,20,04	4,341,74																
	CO																		
PROVINCE OF LABAN	FE																		
	CO																		
4CS	FE	502,20,04	2,766,74																
	CO																		
PROVINCE OF REAL	FE																		
	CO																		
QUEZON, QUEZON	FE																		
	CO																		
SOPHEN	FE	502,20,04	4,341,74																
	CO																		
REAL, QUEZON	FE																		
	CO																		
SOPHEN	FE	502,20,04	4,341,74																
	CO																		
SOPHEN	FE	502,20,04	4,341,74																
	CO																		

Implementing Agencies and Projects	Obligation Request and Status				Disbursements (Funds Transferred Tot)				Unexpended Fund Transfers											
	2	3	4	5	6	7	8 = (4+5+6+7)	9	10	11	12	13 = (9+10+11+12)	14	15	16	17	18 = (14+15+16+17)	19 = (8-18)	20 = (13 - 19)	
																				1st Quarter ending March 31
1																				
RE CO																				
REZALI, LAQUANA																				
PS																				
MOOE																				
RE																				
CO																				
RODRIGUEZ, RAUL																				
PS																				
MOOE																				
RE																				
CO																				
SOBANO, BAYANGAS																				
PS																				
MOOE																				
RE																				
CO																				
SOBENI, CAVITE																				
PS																				
MOOE																				
RE																				
CO																				
SOCPENI																				
PS																				
MOOE																				
RE																				
CO																				
SAMPALOC, QUEZON																				
PS																				
MOOE																				
RE																				
CO																				
SAN ANDRES, QUEZON																				
PS																				
MOOE																				
RE																				
CO																				
SAN ANTONIO, QUEZON																				
PS																				

Implementing Agencies and Projects	Original Request and Status		Obligations							Disbursements (Funds Transferred to)							Liquidations				Unpaid Obligations	Unliquidated Fund Transfers
	Contract Number	Start Date	1st Quarter ending March 31	2nd Quarter ending June 30	3rd Quarter ending Sept. 30	4th Quarter ending Dec. 31	Total 9 = (4+5+6+7)	1st Quarter ending March 31	2nd Quarter ending June 30	3rd Quarter ending Sept. 30	4th Quarter ending Dec. 31	Total 13 = (9+10+11+12)	1st Quarter ending March 31	2nd Quarter ending June 30	3rd Quarter ending Sept. 30	4th Quarter ending Dec. 31	8 = (14+15+16+17)	18 = (8+13)	20 = (13 - 18)			
SAN NICOLAS, BATAVIA			1,136,000.00	0.00	0.00	0.00	0.00	1,136,000.00	0.00	0.00	0.00	0.00	1,136,000.00	0.00	0.00	0.00	0.00	1,136,000.00	0.00	0.00		
IS MODE			1,136,000.00	0.00	0.00	0.00	0.00	1,136,000.00	0.00	0.00	0.00	0.00	1,136,000.00	0.00	0.00	0.00	0.00	1,136,000.00	0.00	0.00		
SCOPEN	502-2024-CO-00795	7-Feb-24	1,136,000.00	0.00	0.00	0.00	1,136,000.00	0.00	0.00	0.00	0.00	1,136,000.00	0.00	0.00	0.00	0.00	0.00	1,136,000.00	0.00	0.00		
FE CO			0.00	0.00	0.00	0.00	0.00	0.00	0.00	0.00	0.00	0.00	0.00	0.00	0.00	0.00	0.00	0.00	0.00	0.00		
SAN PABLO LAGUNA			0.00	0.00	0.00	0.00	0.00	0.00	0.00	0.00	0.00	0.00	0.00	0.00	0.00	0.00	0.00	0.00	0.00	0.00		
IS MODE			0.00	0.00	0.00	0.00	0.00	0.00	0.00	0.00	0.00	0.00	0.00	0.00	0.00	0.00	0.00	0.00	0.00	0.00		
FE CO			0.00	0.00	0.00	0.00	0.00	0.00	0.00	0.00	0.00	0.00	0.00	0.00	0.00	0.00	0.00	0.00	0.00	0.00		
SAN PASCUAL, BATAVIA			14,568,000.00	0.00	0.00	0.00	0.00	14,568,000.00	0.00	0.00	0.00	0.00	14,568,000.00	0.00	0.00	0.00	0.00	14,568,000.00	0.00	0.00		
IS MODE			14,568,000.00	0.00	0.00	0.00	14,568,000.00	0.00	0.00	0.00	0.00	14,568,000.00	0.00	0.00	0.00	0.00	0.00	14,568,000.00	0.00	0.00		
SCOPEN	502-2024-CO-00649	9-Mar-24	14,568,000.00	0.00	0.00	0.00	14,568,000.00	0.00	0.00	0.00	0.00	14,568,000.00	0.00	0.00	0.00	0.00	0.00	14,568,000.00	0.00	0.00		
FE CO			0.00	0.00	0.00	0.00	0.00	0.00	0.00	0.00	0.00	0.00	0.00	0.00	0.00	0.00	0.00	0.00	0.00	0.00		
SAN PEDRO LAGUNA			15,000,000.00	0.00	0.00	0.00	0.00	15,000,000.00	0.00	0.00	0.00	0.00	15,000,000.00	0.00	0.00	0.00	0.00	15,000,000.00	0.00	0.00		
IS MODE			15,000,000.00	0.00	0.00	0.00	15,000,000.00	0.00	0.00	0.00	0.00	15,000,000.00	0.00	0.00	0.00	0.00	0.00	15,000,000.00	0.00	0.00		
A.C.S.	502-23-12-13583	14-2024	15,000,000.00	0.00	0.00	0.00	15,000,000.00	0.00	0.00	0.00	0.00	15,000,000.00	0.00	0.00	0.00	0.00	0.00	15,000,000.00	0.00	0.00		
FE CO			0.00	0.00	0.00	0.00	0.00	0.00	0.00	0.00	0.00	0.00	0.00	0.00	0.00	0.00	0.00	0.00	0.00	0.00		
SANTA MARIA LAGUNA			11,100,000.00	0.00	0.00	0.00	0.00	11,100,000.00	0.00	0.00	0.00	0.00	11,100,000.00	0.00	0.00	0.00	0.00	11,100,000.00	0.00	0.00		
IS MODE			11,100,000.00	0.00	0.00	0.00	11,100,000.00	0.00	0.00	0.00	0.00	11,100,000.00	0.00	0.00	0.00	0.00	0.00	11,100,000.00	0.00	0.00		
SCOPEN	502-2024-CO-01119	14-2024	11,100,000.00	0.00	0.00	0.00	11,100,000.00	0.00	0.00	0.00	0.00	11,100,000.00	0.00	0.00	0.00	0.00	0.00	11,100,000.00	0.00	0.00		
FE CO			0.00	0.00	0.00	0.00	0.00	0.00	0.00	0.00	0.00	0.00	0.00	0.00	0.00	0.00	0.00	0.00	0.00	0.00		
SITA ROSA LAGUNA			0.00	0.00	0.00	0.00	0.00	0.00	0.00	0.00	0.00	0.00	0.00	0.00	0.00	0.00	0.00	0.00	0.00	0.00		
IS MODE			0.00	0.00	0.00	0.00	0.00	0.00	0.00	0.00	0.00	0.00	0.00	0.00	0.00	0.00	0.00	0.00	0.00	0.00		
FE CO			0.00	0.00	0.00	0.00	0.00	0.00	0.00	0.00	0.00	0.00	0.00	0.00	0.00	0.00	0.00	0.00	0.00	0.00		
SARAYA QUEZON			0.00	0.00	0.00	0.00	0.00	0.00	0.00	0.00	0.00	0.00	0.00	0.00	0.00	0.00	0.00	0.00	0.00	0.00		
IS MODE			0.00	0.00	0.00	0.00	0.00	0.00	0.00	0.00	0.00	0.00	0.00	0.00	0.00	0.00	0.00	0.00	0.00	0.00		
FE CO			0.00	0.00	0.00	0.00	0.00	0.00	0.00	0.00	0.00	0.00	0.00	0.00	0.00	0.00	0.00	0.00	0.00	0.00		

Impending Agency and Projects	Design Request and Status	Obligations							Disbursements (Funds Transferred To)							Liquidations			Unpaid Obligations	Unliquidated Funds Available				
		1	2	3	4	5	6	7	8 = (4+5+6+7)	9	10	11	12	13 = (9+10+11+12)	14	15	16	17			18 = (14+15+16+17)	19 = (8+13)	20 = (9+18)	
SANGKATJE PS MOJCE				0.00	0.00	0.00	0.00	0.00	0.00	0.00	0.00	0.00	0.00	0.00	0.00	0.00	0.00	0.00	0.00	0.00	0.00	0.00	0.00	
																								0.00
SANGKATJE FE CO				0.00	0.00	0.00	0.00	0.00	0.00	0.00	0.00	0.00	0.00	0.00	0.00	0.00	0.00	0.00	0.00	0.00	0.00	0.00	0.00	
																								0.00
SIBONGALU LINDUKA PS MOJCE				0.00	0.00	0.00	0.00	0.00	0.00	0.00	0.00	0.00	0.00	0.00	0.00	0.00	0.00	0.00	0.00	0.00	0.00	0.00	0.00	0.00
SIBONGALU LINDUKA FE CO				0.00	0.00	0.00	0.00	0.00	0.00	0.00	0.00	0.00	0.00	0.00	0.00	0.00	0.00	0.00	0.00	0.00	0.00	0.00	0.00	0.00
SITOMAS, BANGGAS PS MOJCE				0.00	0.00	0.00	0.00	0.00	0.00	0.00	0.00	0.00	0.00	0.00	0.00	0.00	0.00	0.00	0.00	0.00	0.00	0.00	0.00	0.00
SITOMAS, BANGGAS FE CO				0.00	0.00	0.00	0.00	0.00	0.00	0.00	0.00	0.00	0.00	0.00	0.00	0.00	0.00	0.00	0.00	0.00	0.00	0.00	0.00	0.00
TAM, BATAQAS PS MOJCE				0.00	0.00	0.00	0.00	0.00	0.00	0.00	0.00	0.00	0.00	0.00	0.00	0.00	0.00	0.00	0.00	0.00	0.00	0.00	0.00	0.00
TAMAYAN, JAWITE FE CO PS				0.00	0.00	0.00	0.00	0.00	0.00	0.00	0.00	0.00	0.00	0.00	0.00	0.00	0.00	0.00	0.00	0.00	0.00	0.00	0.00	0.00

Implementing Agencies and Projects	Obligation Request and Status Number	Request Date	Disbursements (Funds Transferred To)								-Liquidity				Unpaid Obligations	Intervalled Fund Transfers
			1st Quarter ending March 31	2nd Quarter ending June 30	3rd Quarter ending Sept. 30	4th Quarter ending Dec. 31	Total	1st Quarter ending March 31	2nd Quarter ending June 30	3rd Quarter ending Sept. 30	4th Quarter ending Dec. 31	Total	19-08-03	20-03-18		
SCOPEM	5022443 91736	MAR2004	12,300,000.00	0.00	0.00	0.00	12,300,000.00	12,300,000.00	0.00	0.00	0.00	0.00	0.00	0.00	0.00	12,300,000.00
TAJIKHAYAN, QJESZDN			0.00	0.00	0.00	0.00	0.00	0.00	0.00	0.00	0.00	0.00	0.00	0.00	0.00	0.00
NS																
HOCE			0.00	0.00	0.00	0.00	0.00	0.00	0.00	0.00	0.00	0.00	0.00	0.00	0.00	0.00
IE																
CO																
TAJIKHAYAN, BATAKASIS			31,020,000.00	0.00	0.00	0.00	31,020,000.00	31,020,000.00	0.00	0.00	0.00	0.00	0.00	0.00	0.00	31,020,000.00
NS																
HOCE			31,020,000.00	0.00	0.00	0.00	31,020,000.00	31,020,000.00	0.00	0.00	0.00	0.00	0.00	0.00	0.00	31,020,000.00
SCOPEN	5022443 01208	MAR 2004	31,020,000.00	0.00	0.00	0.00	31,020,000.00	31,020,000.00	0.00	0.00	0.00	0.00	0.00	0.00	0.00	31,020,000.00
IE																
CO																
YANAY, RIZDAL			0.00	0.00	0.00	0.00	0.00	0.00	0.00	0.00	0.00	0.00	0.00	0.00	0.00	0.00
NS																
HOCE			0.00	0.00	0.00	0.00	0.00	0.00	0.00	0.00	0.00	0.00	0.00	0.00	0.00	0.00
FE																
CO																
TAJIKHAYAN, CAWITE			0.00	0.00	0.00	0.00	0.00	0.00	0.00	0.00	0.00	0.00	0.00	0.00	0.00	0.00
NS																
HOCE			0.00	0.00	0.00	0.00	0.00	0.00	0.00	0.00	0.00	0.00	0.00	0.00	0.00	0.00
FE																
CO																
TAJIKHAYAN, QJESZDN			17,292,000.00	0.00	0.00	0.00	17,292,000.00	17,292,000.00	0.00	0.00	0.00	0.00	0.00	0.00	0.00	17,292,000.00
NS																
HOCE			17,292,000.00	0.00	0.00	0.00	17,292,000.00	17,292,000.00	0.00	0.00	0.00	0.00	0.00	0.00	0.00	17,292,000.00
SCOPEN	5022443 02899	4 MAR 2004	17,292,000.00	0.00	0.00	0.00	17,292,000.00	17,292,000.00	0.00	0.00	0.00	0.00	0.00	0.00	0.00	17,292,000.00
FE																
CO																
TAJIKHAYAN, BATAKASIS			0.00	0.00	0.00	0.00	0.00	0.00	0.00	0.00	0.00	0.00	0.00	0.00	0.00	0.00

Improving Agencies and Projects	1	Obligations				Total	Change Networks (From Transferred To)				Total	Liquidations				Total	Unexp. Obligations	Unexp. Oblig. Transferred			
		1st Quarter ending March 31	2nd Quarter ending June 30	3rd Quarter ending Sept. 30	4th Quarter ending Dec. 31		1st Quarter ending March 31	2nd Quarter ending June 30	3rd Quarter ending Sept. 30	4th Quarter ending Dec. 31		1st Quarter ending March 31	2nd Quarter ending June 30	3rd Quarter ending Sept. 30	4th Quarter ending Dec. 31				1st Quarter ending March 31	2nd Quarter ending June 30	3rd Quarter ending Sept. 30
TUL. BATAVIA																					
RS																					
MOOE																					
SOCPEN																					
FE																					
CO																					
GRAND TOTAL																					
RS																					
MOOE																					
SOCPEN																					
FE																					
CO																					
GRAND TOTAL																					
RS																					
MOOE																					
SOCPEN																					
FE																					
CO																					
GRAND TOTAL																					
RS																					
MOOE																					
SOCPEN																					
FE																					
CO																					
GRAND TOTAL																					

Checked by
[Signature]
 ROSALIA R. OLIVA
 Director
 Date

Representing Approval
[Signature]
 LENNY P. ARANTE
 Director
 Date

Noticed by
[Signature]
 SARNEY OLIVA MD
 Director
 Date

Implementing Agencies and Projects	Obligation Request and Status Number	Disbursements (Funds Transferred -)												Total	Total	Year	Liquidity				Unliquidated Fund Transfers	
		Obligations						Disbursements									1st Quarter ending March 31	2nd Quarter ending June 30	3rd Quarter ending Sept 30	4th Quarter ending Dec 31		Total
		1st Quarter ending March 31	2nd Quarter ending June 30	3rd Quarter ending Sept 30	4th Quarter ending Dec 31	Year	1st Quarter ending March 31	2nd Quarter ending June 30	3rd Quarter ending Sept 30	4th Quarter ending Dec 31	Total											
1	2	3	4	5	6	7	8 = (4+5+6+7)	9	10	11	12	13 = (9+10+11+12)	14	15	16	17	18 = (14+15+16+17)	19 = (8+13)	20 = (13+18)			
PS MOOE			0.00	0.00	0.00	0.00	0.00	0.00	0.00	0.00	0.00	0.00	0.00	0.00	0.00	0.00	0.00	0.00	0.00	0.00		
FE CO																						
IATAY, RIZAL																						
PS MOOE			0.00	0.00	0.00	0.00	0.00	0.00	0.00	0.00	0.00	0.00	0.00	0.00	0.00	0.00	0.00	0.00	0.00	0.00		
FE CO																						
TERESA, RIZAL																						
PS MOOE			15,690,000.00	0.00	0.00	0.00	15,690,000.00	15,690,000.00	0.00	0.00	0.00	15,690,000.00	0.00	0.00	0.00	0.00	0.00	0.00	0.00	15,690,000.00		
FE CO																						
TERESA, RIZAL																						
PS MOOE			15,690,000.00	0.00	0.00	0.00	15,690,000.00	15,690,000.00	0.00	0.00	0.00	15,690,000.00	0.00	0.00	0.00	0.00	0.00	0.00	0.00	15,690,000.00		
FE CO																						
SCOPE,																						
PS MOOE			15,690,000.00	0.00	0.00	0.00	15,690,000.00	15,690,000.00	0.00	0.00	0.00	15,690,000.00	0.00	0.00	0.00	0.00	0.00	0.00	0.00	15,690,000.00		
FE CO																						
TERNATE, CAVITE																						
PS MOOE			3,312,000.00	0.00	0.00	0.00	3,312,000.00	3,312,000.00	0.00	0.00	0.00	3,312,000.00	0.00	0.00	0.00	0.00	0.00	0.00	0.00	3,312,000.00		
FE CO																						
TERNATE, CAVITE																						
PS MOOE			3,312,000.00	0.00	0.00	0.00	3,312,000.00	3,312,000.00	0.00	0.00	0.00	3,312,000.00	0.00	0.00	0.00	0.00	0.00	0.00	0.00	3,312,000.00		
FE CO																						
TACONG, QUEZON																						
PS MOOE			0.00	0.00	0.00	0.00	0.00	0.00	0.00	0.00	0.00	0.00	0.00	0.00	0.00	0.00	0.00	0.00	0.00	0.00		
FE CO																						
TACONG, QUEZON																						
PS MOOE			0.00	0.00	0.00	0.00	0.00	0.00	0.00	0.00	0.00	0.00	0.00	0.00	0.00	0.00	0.00	0.00	0.00	0.00		
FE CO																						
TACONG, QUEZON																						
PS MOOE			0.00	0.00	0.00	0.00	0.00	0.00	0.00	0.00	0.00	0.00	0.00	0.00	0.00	0.00	0.00	0.00	0.00	0.00		
FE CO																						
TACONG, QUEZON																						
PS MOOE			0.00	0.00	0.00	0.00	0.00	0.00	0.00	0.00	0.00	0.00	0.00	0.00	0.00	0.00	0.00	0.00	0.00	0.00		
FE CO																						
TACONG, QUEZON																						
PS MOOE			0.00	0.00	0.00	0.00	0.00	0.00	0.00	0.00	0.00	0.00	0.00	0.00	0.00	0.00	0.00	0.00	0.00	0.00		
FE CO																						
TACONG, QUEZON																						
PS MOOE			0.00	0.00	0.00	0.00	0.00	0.00	0.00	0.00	0.00	0.00	0.00	0.00	0.00	0.00	0.00	0.00	0.00	0.00		
FE CO																						
TACONG, QUEZON																						
PS MOOE			0.00	0.00	0.00	0.00	0.00	0.00	0.00	0.00	0.00	0.00	0.00	0.00	0.00	0.00	0.00	0.00	0.00	0.00		
FE CO																						
TACONG, QUEZON																						
PS MOOE			0.00	0.00	0.00	0.00	0.00	0.00	0.00	0.00	0.00	0.00	0.00	0.00	0.00	0.00	0.00	0.00	0.00	0.00		
FE CO																						
TACONG, QUEZON																						
PS MOOE			0.00	0.00	0.00	0.00	0.00	0.00	0.00	0.00	0.00	0.00	0.00	0.00	0.00	0.00	0.00	0.00	0.00	0.00		
FE CO																						
TACONG, QUEZON																						
PS MOOE			0.00	0.00	0.00	0.00	0.00	0.00	0.00	0.00	0.00	0.00	0.00	0.00	0.00	0.00	0.00	0.00	0.00	0.00		
FE CO																						
TACONG, QUEZON																						
PS MOOE			0.00	0.00	0.00	0.00	0.00	0.00	0.00	0.00	0.00	0.00	0.00	0.00	0.00	0.00	0.00	0.00	0.00	0.00		
FE CO																						
TACONG, QUEZON																						
PS MOOE			0.00	0.00	0.00	0.00	0.00	0.00	0.00	0.00	0.00	0.00	0.00	0.00	0.00	0.00	0.00	0.00	0.00	0.00		
FE CO																						
TACONG, QUEZON																						

Improving Access and Project	Collection System and Station Number	3rd Quarter ending March 31	Obligations				Total	Disbursements (Funds Transferred to)				Liquidations				Total	Grand Obligations	Unallocated from Transfer
			1st Quarter ending March 31	2nd Quarter ending June 30	3rd Quarter ending Sept 30	4th Quarter ending Dec 31		1st Quarter ending March 31	2nd Quarter ending June 30	3rd Quarter ending Sept 30	4th Quarter ending Dec 31	1st Quarter ending March 31	2nd Quarter ending June 30	3rd Quarter ending Sept 30	4th Quarter ending Dec 31			
TUT BATHING	FE		13,834,000.00	0.00	0.00	0.00	13,834,000.00	13,834,000.00	0.00	0.00	0.00	0.00	0.00	0.00	0.00	0.00	13,834,000.00	0.00
	ME		15,806,000.00	0.00	0.00	0.00	15,806,000.00	15,806,000.00	0.00	0.00	0.00	0.00	0.00	0.00	0.00	0.00	15,806,000.00	0.00
	SCORER	507-24-03-0113	13,934,000.00	0.00	0.00	0.00	13,934,000.00	13,934,000.00	0.00	0.00	0.00	0.00	0.00	0.00	0.00	0.00	13,934,000.00	0.00
UNISAN QUEZON	FE		0.00	0.00	0.00	0.00	0.00	0.00	0.00	0.00	0.00	0.00	0.00	0.00	0.00	0.00	0.00	0.00
	ME		0.00	0.00	0.00	0.00	0.00	0.00	0.00	0.00	0.00	0.00	0.00	0.00	0.00	0.00	0.00	0.00
	CO		0.00	0.00	0.00	0.00	0.00	0.00	0.00	0.00	0.00	0.00	0.00	0.00	0.00	0.00	0.00	0.00
VICEREA-LABANSA	FE		3,120,000.00	0.00	0.00	0.00	3,120,000.00	3,120,000.00	0.00	0.00	0.00	0.00	0.00	0.00	0.00	0.00	3,120,000.00	0.00
	ME		0.00	0.00	0.00	0.00	0.00	0.00	0.00	0.00	0.00	0.00	0.00	0.00	0.00	0.00	0.00	0.00
	CO		0.00	0.00	0.00	0.00	0.00	0.00	0.00	0.00	0.00	0.00	0.00	0.00	0.00	0.00	0.00	0.00
SOONEN	FE		8,100,000.00	0.00	0.00	0.00	8,100,000.00	8,100,000.00	0.00	0.00	0.00	0.00	0.00	0.00	0.00	0.00	8,100,000.00	0.00
	ME		0.00	0.00	0.00	0.00	0.00	0.00	0.00	0.00	0.00	0.00	0.00	0.00	0.00	0.00	0.00	0.00
	CO		0.00	0.00	0.00	0.00	0.00	0.00	0.00	0.00	0.00	0.00	0.00	0.00	0.00	0.00	0.00	0.00
GRAND TOTAL	FE		777,357,500.00	0.00	0.00	0.00	777,357,500.00	777,357,500.00	0.00	0.00	0.00	0.00	0.00	0.00	0.00	0.00	777,357,500.00	0.00
	ME		0.00	0.00	0.00	0.00	0.00	0.00	0.00	0.00	0.00	0.00	0.00	0.00	0.00	0.00	0.00	0.00
	CO		0.00	0.00	0.00	0.00	0.00	0.00	0.00	0.00	0.00	0.00	0.00	0.00	0.00	0.00	0.00	0.00

Checked by:

 Roderick M. Orlina
 Regional Director
 Davao

Recommending Approver:

 Lennox A. Argente
 Chief SMO
 Davao

Approved by:

 Rainer C. Sula
 Regional Director
 Davao

STATEMENT OF OBLIGATIONS, DISBURSEMENTS, LIQUIDATIONS AND BALANCES FOR INTER-AGENCY FUND TRANSFERS
As of the Quarter Ending March 31, 2024

Department: Department of Social Welfare and Development
Agency : Field Office MIMAROPA
Operating Unit : All
Organization Code (UACS): 2001000000
Funding Source Code: 01 Regular Agency Fund

Current Year Appropriations
Supplemental Appropriations
Contracting Appropriations

Implementing Agencies and Projects	Obligation Request Number	and Status	Date	Obligations		Disbursements (Funds Transferred To)		Liquidations		Unliquidated Fund Transfers
				1st Quarter ending March 31	Total	1st Quarter ending March 31	Total	Total	Total	
FO MIMAROPALGUS	3	4	5	6.00	10	11.00	15.00	20.00	21.00	22
After the first Occidental Members				780,715,000.00	780,715,000.00	332,402,000.00	327,402,000.00	4,446,000.00	578,333,000.00	317,654,000.00
OCCIDENTAL MINDORO: TO TRANSFER OF FUND INTENDED FOR SOCIAL PENSION BENEFICIARIES OF ARAA DE ILOG OCCIDENTAL MINDORO CY 2024	02-101101-2024-01-0229		3/01/2024	13,764,000.00	13,764,000.00	13,764,000.00	13,764,000.00	0.00	0.00	13,764,000.00
2024 Occidental Members				16,074,000.00	16,074,000.00	16,074,000.00	16,074,000.00	0.00	0.00	16,074,000.00
OCCIDENTAL MINDORO: TO TRANSFER OF FUND INTENDED FOR SOCIAL PENSION BENEFICIARIES OF BACO ORIENTAL MINDORO 1ST SEM CY 2024	02-101101-2024-02-0650		02/19/2024	16,074,000.00	16,074,000.00	16,074,000.00	16,074,000.00	0.00	0.00	16,074,000.00
2024 Occidental Members				16,074,000.00	16,074,000.00	16,074,000.00	16,074,000.00	0.00	0.00	16,074,000.00
OCCIDENTAL MINDORO: TO TRANSFER OF FUND INTENDED FOR SOCIAL PENSION BENEFICIARIES OF BANGSID ORIENTAL MINDORO CY 2024	02-101101-2024-01-0231		02/09/2024	20,574,000.00	20,574,000.00	20,574,000.00	20,574,000.00	0.00	0.00	20,574,000.00
2024 Occidental Members				20,574,000.00	20,574,000.00	20,574,000.00	20,574,000.00	0.00	0.00	20,574,000.00
Palawan, Palawan				4,446,000.00	4,446,000.00	4,446,000.00	4,446,000.00	0.00	0.00	4,446,000.00
Palawan: TO FUND TRANSFER INTENDED FOR SOCIAL PENSION BENEFICIARIES 1ST SEMESTER 2024	02-101101-2024-02-0431		02/12/2024	11,598,000.00	11,598,000.00	11,598,000.00	11,598,000.00	0.00	0.00	11,598,000.00
2024 Occidental Members				20,574,000.00	20,574,000.00	20,574,000.00	20,574,000.00	0.00	0.00	20,574,000.00
OCCIDENTAL MINDORO: TO TRANSFER OF FUND INTENDED FOR SOCIAL PENSION BENEFICIARIES OF CALAPAN ORIENTAL MINDORO CY 2024	02-101101-2024-02-0283		02/01/2024	4,446,000.00	4,446,000.00	4,446,000.00	4,446,000.00	0.00	0.00	4,446,000.00
2024 Occidental Members				17,406,000.00	17,406,000.00	17,406,000.00	17,406,000.00	0.00	0.00	17,406,000.00
Palawan, Palawan				17,406,000.00	17,406,000.00	17,406,000.00	17,406,000.00	0.00	0.00	17,406,000.00
Palawan: TO FUND TRANSFER INTENDED FOR SOCIAL PENSION BENEFICIARIES 1ST SEMESTER 2024	02-101101-2024-02-0753		02/23/2024	14,880,000.00	14,880,000.00	14,880,000.00	14,880,000.00	0.00	0.00	14,880,000.00
2024 Occidental Members				14,880,000.00	14,880,000.00	14,880,000.00	14,880,000.00	0.00	0.00	14,880,000.00
OCCIDENTAL MINDORO: TO TRANSFER OF FUND INTENDED FOR SOCIAL PENSION BENEFICIARIES OF CALAPAN ORIENTAL MINDORO 1ST SEMESTER CY 2024	02-101101-2024-02-0911		02/09/2024	14,880,000.00	14,880,000.00	14,880,000.00	14,880,000.00	0.00	0.00	14,880,000.00
2024 Occidental Members				14,880,000.00	14,880,000.00	14,880,000.00	14,880,000.00	0.00	0.00	14,880,000.00
Palawan, Palawan				10,944,000.00	10,944,000.00	10,944,000.00	10,944,000.00	0.00	0.00	10,944,000.00
Palawan: TO FUND TRANSFER INTENDED FOR SOCIAL PENSION BENEFICIARIES 1ST SEMESTER 2024	02-101101-2024-02-0715		02/21/2024	10,944,000.00	10,944,000.00	10,944,000.00	10,944,000.00	0.00	0.00	10,944,000.00
2024 Occidental Members				48,030,000.00	48,030,000.00	48,030,000.00	48,030,000.00	0.00	0.00	48,030,000.00
OCCIDENTAL MINDORO: TO TRANSFER OF FUND INTENDED FOR SOCIAL PENSION BENEFICIARIES OF CALAPAN ORIENTAL MINDORO 1ST SEMESTER CY 2024	02-101101-2024-02-0769		02/23/2024	13,476,000.00	13,476,000.00	13,476,000.00	13,476,000.00	0.00	0.00	13,476,000.00
2024 Occidental Members				13,476,000.00	13,476,000.00	13,476,000.00	13,476,000.00	0.00	0.00	13,476,000.00
OCCIDENTAL MINDORO: TO TRANSFER OF FUND INTENDED FOR SOCIAL PENSION BENEFICIARIES OF CALAPAN ORIENTAL MINDORO 1ST SEMESTER CY 2024	02-101101-2024-02-0780		02/01/2024	2,682,000.00	2,682,000.00	2,682,000.00	2,682,000.00	0.00	0.00	2,682,000.00
2024 Occidental Members				6,972,000.00	6,972,000.00	6,972,000.00	6,972,000.00	0.00	0.00	6,972,000.00
OCCIDENTAL MINDORO: TO TRANSFER OF FUND INTENDED FOR SOCIAL PENSION BENEFICIARIES OF CALAPAN ORIENTAL MINDORO 1ST SEMESTER CY 2024	02-101101-2024-02-0281		02/01/2024	6,972,000.00	6,972,000.00	6,972,000.00	6,972,000.00	0.00	0.00	6,972,000.00
2024 Occidental Members				15,732,000.00	15,732,000.00	15,732,000.00	15,732,000.00	0.00	0.00	15,732,000.00
OCCIDENTAL MINDORO: TO TRANSFER OF FUND INTENDED FOR SOCIAL PENSION BENEFICIARIES OF CALAPAN ORIENTAL MINDORO 1ST SEMESTER CY 2024	02-101101-2024-03-1281		03/12/2024	15,732,000.00	15,732,000.00	15,732,000.00	15,732,000.00	0.00	0.00	15,732,000.00
2024 Occidental Members				6,882,000.00	6,882,000.00	6,882,000.00	6,882,000.00	0.00	0.00	6,882,000.00
OCCIDENTAL MINDORO: TO TRANSFER OF FUND INTENDED FOR SOCIAL PENSION BENEFICIARIES OF CALAPAN ORIENTAL MINDORO 1ST SEMESTER CY 2024	02-101101-2024-02-0755		02/23/2024	6,882,000.00	6,882,000.00	6,882,000.00	6,882,000.00	0.00	0.00	6,882,000.00
2024 Occidental Members				10,314,000.00	10,314,000.00	10,314,000.00	10,314,000.00	0.00	0.00	10,314,000.00
OCCIDENTAL MINDORO: TO TRANSFER OF FUND INTENDED FOR SOCIAL PENSION BENEFICIARIES OF CALAPAN ORIENTAL MINDORO 1ST SEMESTER CY 2024	02-101101-2024-02-0761		02/23/2024	4,704,000.00	4,704,000.00	4,704,000.00	4,704,000.00	0.00	0.00	4,704,000.00
2024 Occidental Members				4,704,000.00	4,704,000.00	4,704,000.00	4,704,000.00	0.00	0.00	4,704,000.00
OCCIDENTAL MINDORO: TO TRANSFER OF FUND INTENDED FOR SOCIAL PENSION BENEFICIARIES OF CALAPAN ORIENTAL MINDORO 1ST SEMESTER CY 2024	02-101101-2024-02-0282		02/01/2024	26,580,000.00	26,580,000.00	26,580,000.00	26,580,000.00	0.00	0.00	26,580,000.00
2024 Occidental Members				26,580,000.00	26,580,000.00	26,580,000.00	26,580,000.00	0.00	0.00	26,580,000.00
OCCIDENTAL MINDORO: TO TRANSFER OF FUND INTENDED FOR SOCIAL PENSION BENEFICIARIES OF CALAPAN ORIENTAL MINDORO 1ST SEMESTER CY 2024	02-101101-2024-01-0228		01/31/2024	6,222,000.00	6,222,000.00	6,222,000.00	6,222,000.00	0.00	0.00	6,222,000.00
2024 Occidental Members				13,800,000.00	13,800,000.00	13,800,000.00	13,800,000.00	0.00	0.00	13,800,000.00
OCCIDENTAL MINDORO: TO TRANSFER OF FUND INTENDED FOR SOCIAL PENSION BENEFICIARIES OF CALAPAN ORIENTAL MINDORO 1ST SEMESTER CY 2024	02-101101-2024-01-0434		02/12/2024	13,800,000.00	13,800,000.00	13,800,000.00	13,800,000.00	0.00	0.00	13,800,000.00
2024 Occidental Members				12,144,000.00	12,144,000.00	12,144,000.00	12,144,000.00	0.00	0.00	12,144,000.00

OCCEIDENTAL MINORORO: TO TRANSFER OF FUND INTENDED FOR SOCIAL PENSION BENEFICIARIES OF UBUKANG, OCCEIDENTAL MINORORO 1ST SEM CY 2024											
Mauritania, Foundation											
ROMBLOM: TO FUND TRANSFER INTENDED FOR SOCIAL PENSION BENEFICIARIES 1ST SEMESTER 2024											
	02-101101-2024-02-0864	02/27/2024	12,114,000.00	0.00	0.00	0.00	0.00	0.00	0.00	0.00	12,114,000.00
	02-101101-2024-02-0912	02/05/2024	8,844,000.00	8,844,000.00	8,844,000.00	8,844,000.00	0.00	0.00	0.00	8,844,000.00	8,844,000.00
			14,518,000.00	14,518,000.00	14,518,000.00	14,518,000.00	0.00	0.00	0.00	14,518,000.00	14,518,000.00
Mauritania, Occidental Mindoro											
OCCEIDENTAL MINORORO: TO TRANSFER OF FUND INTENDED FOR SOCIAL PENSION BENEFICIARIES OF MAGSAYSAY OCCEIDENTAL MINORORO CY 2024											
	02-101101-2024-02-0830	02/05/2024	16,518,000.00	16,518,000.00	16,518,000.00	16,518,000.00	0.00	0.00	0.00	16,518,000.00	16,518,000.00
Mauritania, Occidental Mindoro											
OCCEIDENTAL MINORORO: TO TRANSFER OF FUND INTENDED FOR SOCIAL PENSION BENEFICIARIES OF NAVALUPAO OCCEIDENTAL MINORORO 1ST SEMESTER CY 2024											
	02-101101-2024-02-0758	02/23/2024	15,462,000.00	15,462,000.00	15,462,000.00	15,462,000.00	0.00	0.00	0.00	15,462,000.00	15,462,000.00
Mauritania, Occidental Mindoro											
PALAWAN: TO FUND TRANSFER INTENDED FOR SOCIAL PENSION BENEFICIARIES OF NAVALUPAO OCCEIDENTAL MINORORO 1ST SEMESTER CY 2024											
	02-101101-2024-02-0714	02/21/2024	29,832,000.00	29,832,000.00	29,832,000.00	29,832,000.00	0.00	0.00	0.00	29,832,000.00	29,832,000.00
Mauritania, Occidental Mindoro											
ORIENTAL MINORORO: TO TRANSFER OF FUND INTENDED FOR SOCIAL PENSION BENEFICIARIES OF NAULAN ORIENTAL MINORORO CY 2024											
	02-101101-2024-02-0389	02/07/2024	45,894,000.00	45,894,000.00	45,894,000.00	45,894,000.00	0.00	0.00	0.00	45,894,000.00	45,894,000.00
Mauritania, Occidental Mindoro											
OCCEIDENTAL MINORORO: TO TRANSFER OF FUND INTENDED FOR SOCIAL PENSION BENEFICIARIES OF POLA ORIENTAL MINORORO 1ST SEM CY 2024											
	02-101101-2024-02-0433	02/12/2024	27,090,000.00	27,090,000.00	27,090,000.00	27,090,000.00	0.00	0.00	0.00	27,090,000.00	27,090,000.00
Mauritania, Occidental Mindoro											
ORIENTAL MINORORO: TO TRANSFER OF FUND INTENDED FOR SOCIAL PENSION BENEFICIARIES OF PAMALAYAN ORIENTAL MINORORO 1ST SEM CY 2024											
	02-101101-2024-02-0639	02/19/2024	43,902,000.00	43,902,000.00	43,902,000.00	43,902,000.00	0.00	0.00	0.00	43,902,000.00	43,902,000.00
Mauritania, Occidental Mindoro											
ORIENTAL MINORORO: TO TRANSFER OF FUND INTENDED FOR SOCIAL PENSION BENEFICIARIES OF POLA ORIENTAL MINORORO 1ST SEM CY 2024											
	02-101101-2024-02-0638	02/19/2024	19,530,000.00	19,530,000.00	19,530,000.00	19,530,000.00	0.00	0.00	0.00	19,530,000.00	19,530,000.00
Philippine Government of Oriental Mindoro											
ORIENTAL MINORORO: TO TRANSFER OF FUNDS FOR THE IMPLEMENTATION OF FINANCIAL ASSISTANCE TO PHILIPINES/INDIVIDUALS IN GRIEFS SETTLEMENT UNDER PROTECTIVE SERVICES PROGRAM 2024 FUND IN FINANCIAL GOVERNMENT OF ORIENTAL MINORORO.											
	02-101101-2024-03-1259	03/11/2024	28,000,000.00	28,000,000.00	28,000,000.00	28,000,000.00	0.00	0.00	0.00	28,000,000.00	28,000,000.00
Mauritania, Occidental Mindoro											
PALAWAN: TO FUND TRANSFER INTENDED FOR SOCIAL PENSION BENEFICIARIES 1ST SEMESTER 2024											
	02-101101-2024-02-0756	02/23/2024	24,096,000.00	24,096,000.00	24,096,000.00	24,096,000.00	0.00	0.00	0.00	24,096,000.00	24,096,000.00
Mauritania, Occidental Mindoro											
ROMBLON: TO FUND TRANSFER INTENDED FOR SOCIAL PENSION BENEFICIARIES 1ST SEMESTER 2024											
	02-101101-2024-02-0716	02/12/2024	17,214,000.00	17,214,000.00	17,214,000.00	17,214,000.00	0.00	0.00	0.00	17,214,000.00	17,214,000.00
Mauritania, Occidental Mindoro											
ROMBLON: TO FUND TRANSFER INTENDED FOR SOCIAL PENSION BENEFICIARIES 1ST SEMESTER 2024											
	02-101101-2024-01-0232	02/29/2024	8,970,000.00	8,970,000.00	8,970,000.00	8,970,000.00	0.00	0.00	0.00	8,970,000.00	8,970,000.00
Mauritania, Occidental Mindoro											
ROMBLON: TO TRANSFER OF FUND INTENDED FOR SOCIAL PENSION BENEFICIARIES 1ST SEMESTER 2024											
	02-101101-2024-02-0885	02/29/2024	12,186,000.00	12,186,000.00	12,186,000.00	12,186,000.00	0.00	0.00	0.00	12,186,000.00	12,186,000.00
Mauritania, Occidental Mindoro											
OCCEIDENTAL MINORORO: TO TRANSFER OF FUND INTENDED FOR SOCIAL PENSION BENEFICIARIES OF SAN JOSE OCCEIDENTAL MINORORO 1ST SEMESTER CY 2024											
	02-101101-2024-02-0759	02/23/2024	44,556,000.00	44,556,000.00	44,556,000.00	44,556,000.00	0.00	0.00	0.00	44,556,000.00	44,556,000.00
Mauritania, Occidental Mindoro											
ROMBLON: TO FUND TRANSFER INTENDED FOR SOCIAL PENSION BENEFICIARIES 1ST SEMESTER 2024											
	02-101101-2024-02-0432	02/12/2024	5,346,000.00	5,346,000.00	5,346,000.00	5,346,000.00	0.00	0.00	0.00	5,346,000.00	5,346,000.00
Mauritania, Occidental Mindoro											
PALAWAN: TO FUND TRANSFER INTENDED FOR SOCIAL PENSION BENEFICIARIES 1ST SEMESTER 2024											
	02-101101-2024-02-0754	02/23/2024	15,780,000.00	15,780,000.00	15,780,000.00	15,780,000.00	0.00	0.00	0.00	15,780,000.00	15,780,000.00
Mauritania, Occidental Mindoro											
MORONG: TO TRANSFER OF FUND INTENDED FOR SOCIAL PENSION BENEFICIARIES 1ST SEMESTER 2024											
	02-101101-2024-03-0964	03/01/2024	29,952,000.00	29,952,000.00	29,952,000.00	29,952,000.00	0.00	0.00	0.00	29,952,000.00	29,952,000.00
Mauritania, Occidental Mindoro											
ROMBLON: TO FUND TRANSFER INTENDED FOR SOCIAL PENSION BENEFICIARIES 1ST SEMESTER 2024											
	02-101101-2024-01-0230	03/01/2024	9,738,000.00	9,738,000.00	9,738,000.00	9,738,000.00	0.00	0.00	0.00	9,738,000.00	9,738,000.00
Mauritania, Occidental Mindoro											
ROMBLON: TO FUND TRANSFER INTENDED FOR SOCIAL PENSION BENEFICIARIES 1ST SEMESTER 2024											
	02-101101-2024-02-0754	02/29/2024	4,980,000.00	4,980,000.00	4,980,000.00	4,980,000.00	0.00	0.00	0.00	4,980,000.00	4,980,000.00
Mauritania, Occidental Mindoro											
MORONG: TO TRANSFER OF FUND INTENDED FOR SOCIAL PENSION BENEFICIARIES 1ST SEMESTER 2024											
	02-101101-2024-03-1173	03/07/2024	15,642,000.00	15,642,000.00	15,642,000.00	15,642,000.00	0.00	0.00	0.00	15,642,000.00	15,642,000.00
GRAND TOTAL											
			700,726,000.00	700,726,000.00	322,402,000.00	322,402,000.00	322,402,000.00	4,446,000.00	378,324,000.00	317,956,000.00	317,956,000.00
MOOE											
			700,726,000.00	700,726,000.00	322,402,000.00	322,402,000.00	4,446,000.00	378,324,000.00	317,956,000.00	317,956,000.00	317,956,000.00

Particulars	Obligation Requested Number	Status	Origination				Total	Disbursements (Funds Transferred To)				Total	Unapplied Obligations	Unliquidated Funds Transferred	
			1st Quarter Ending March 31	2nd Quarter Ending June 30	3rd Quarter Ending September 30	4th Quarter Ending December 31		1st Quarter Ending June 30	2nd Quarter Ending September 30	3rd Quarter Ending December 31	4th Quarter Ending December 31				
MOOE	02-10101-2024-02-200089	21-Feb-24	24,366,000.00	0.00	0.00	0.00	24,366,000.00	0.00	0.00	0.00	0.00	0.00	0.00	24,366,000.00	0.00
PANAY CARIZ	02-10101-2024-02-200090	21-Feb-24	24,414,000.00	0.00	0.00	0.00	24,414,000.00	0.00	0.00	0.00	0.00	0.00	0.00	24,414,000.00	0.00
PANAY CARIZ	02-10101-2024-02-200091	21-Feb-24	24,414,000.00	0.00	0.00	0.00	24,414,000.00	0.00	0.00	0.00	0.00	0.00	0.00	24,414,000.00	0.00
MOOE	02-10101-2024-02-200092	21-Feb-24	26,692,000.00	0.00	0.00	0.00	26,692,000.00	0.00	0.00	0.00	0.00	0.00	0.00	26,692,000.00	0.00
PAWLAN CARIZ	02-10101-2024-02-200093	16-Feb-24	26,692,000.00	0.00	0.00	0.00	26,692,000.00	0.00	0.00	0.00	0.00	0.00	0.00	26,692,000.00	0.00
MOOE	02-10101-2024-02-200094	16-Feb-24	26,692,000.00	0.00	0.00	0.00	26,692,000.00	0.00	0.00	0.00	0.00	0.00	0.00	26,692,000.00	0.00
PAWLAN CARIZ	02-10101-2024-02-200095	23-Jan-24	18,678,000.00	0.00	0.00	0.00	18,678,000.00	0.00	0.00	0.00	0.00	0.00	0.00	18,678,000.00	0.00
MOOE	02-10101-2024-02-200096	23-Jan-24	18,678,000.00	0.00	0.00	0.00	18,678,000.00	0.00	0.00	0.00	0.00	0.00	0.00	18,678,000.00	0.00
PANAY CARIZ	02-10101-2024-02-200097	23-Jan-24	18,678,000.00	0.00	0.00	0.00	18,678,000.00	0.00	0.00	0.00	0.00	0.00	0.00	18,678,000.00	0.00
MOOE	02-10101-2024-02-200098	23-Jan-24	18,678,000.00	0.00	0.00	0.00	18,678,000.00	0.00	0.00	0.00	0.00	0.00	0.00	18,678,000.00	0.00
PANAY CARIZ	02-10101-2024-02-200099	23-Jan-24	18,678,000.00	0.00	0.00	0.00	18,678,000.00	0.00	0.00	0.00	0.00	0.00	0.00	18,678,000.00	0.00
PRES ROYAS CARIZ	02-10101-2024-02-200100	23-Jan-24	10,998,000.00	0.00	0.00	0.00	10,998,000.00	0.00	0.00	0.00	0.00	0.00	0.00	10,998,000.00	0.00
MOOE	02-10101-2024-02-200101	23-Jan-24	10,998,000.00	0.00	0.00	0.00	10,998,000.00	0.00	0.00	0.00	0.00	0.00	0.00	10,998,000.00	0.00
PRES ROYAS CARIZ	02-10101-2024-02-200102	23-Jan-24	10,998,000.00	0.00	0.00	0.00	10,998,000.00	0.00	0.00	0.00	0.00	0.00	0.00	10,998,000.00	0.00
MOOE	02-10101-2024-02-200103	23-Jan-24	10,998,000.00	0.00	0.00	0.00	10,998,000.00	0.00	0.00	0.00	0.00	0.00	0.00	10,998,000.00	0.00
PRES ROYAS CARIZ	02-10101-2024-02-200104	23-Jan-24	10,998,000.00	0.00	0.00	0.00	10,998,000.00	0.00	0.00	0.00	0.00	0.00	0.00	10,998,000.00	0.00

This report is generated by the Reporting System for the 1st Quarter 2024.

Department Office of the Secretary
 Agency/Unit Regional Office - VI
 Operating Unit 20 001 0300006
 Fund Cluster 01 - Regular Agency Fund
 (e.g. UICGS Fund Cluster; 05-Internally Generated Funds and 06-Business Related Funds)

Department Office of the Secretary
 Department of Social Welfare and Development (DSWD)
 Agency/Unit Office of the Secretary

Particulars	Disposition Request and Status Number	Date	Origination				Disbursements (Fund Transfer No.)				Encumbrances				Unliquidated Fund Balance		
			1st Quarter Ending March 31	2nd Quarter Ending June 30	3rd Quarter Ending September 30	4th Quarter Ending December 31	1st Quarter Ending March 31	2nd Quarter Ending June 30	3rd Quarter Ending September 30	4th Quarter Ending December 31	1st Quarter Ending March 31	2nd Quarter Ending June 30	3rd Quarter Ending September 30	4th Quarter Ending December 31		Total	
WOLFE	02-101-07-2224-02-250002	13-Feb-24	10,895,000.00	0.00	0.00	0.00	10,895,000.00	0.00	0.00	0.00	0.00	10,895,000.00	0.00	0.00	0.00	10,895,000.00	0.00
ROKAS CITY CAPIZ			19,878,500.00	0.00	0.00	0.00	19,878,500.00	0.00	0.00	0.00	0.00	19,878,500.00	0.00	0.00	0.00	19,878,500.00	0.00
ROKAS CITY CAPIZ			19,878,000.00	0.00	0.00	0.00	19,878,000.00	0.00	0.00	0.00	0.00	19,878,000.00	0.00	0.00	0.00	19,878,000.00	0.00
WOLFE	02-101-07-2224-02-250009	21-Feb-24	19,878,000.00	0.00	0.00	0.00	19,878,000.00	0.00	0.00	0.00	0.00	19,878,000.00	0.00	0.00	0.00	19,878,000.00	0.00
SARAY, CARIZ			14,198,000.00	0.00	0.00	0.00	14,198,000.00	0.00	0.00	0.00	0.00	14,198,000.00	0.00	0.00	0.00	14,198,000.00	0.00
SARAY, CARIZ			14,198,000.00	0.00	0.00	0.00	14,198,000.00	0.00	0.00	0.00	0.00	14,198,000.00	0.00	0.00	0.00	14,198,000.00	0.00
WOLFE	02-101-07-2224-02-250005	13-Feb-24	14,198,000.00	0.00	0.00	0.00	14,198,000.00	0.00	0.00	0.00	0.00	14,198,000.00	0.00	0.00	0.00	14,198,000.00	0.00
WOLFE	02-101-07-2224-02-250003	21-Feb-24	13,356,000.00	0.00	0.00	0.00	13,356,000.00	0.00	0.00	0.00	0.00	13,356,000.00	0.00	0.00	0.00	13,356,000.00	0.00
SARAY, CARIZ			19,356,000.00	0.00	0.00	0.00	19,356,000.00	0.00	0.00	0.00	0.00	19,356,000.00	0.00	0.00	0.00	19,356,000.00	0.00
SARAY, CARIZ			19,356,000.00	0.00	0.00	0.00	19,356,000.00	0.00	0.00	0.00	0.00	19,356,000.00	0.00	0.00	0.00	19,356,000.00	0.00
WOLFE	02-101-07-2224-02-250004	21-Feb-24	10,895,000.00	0.00	0.00	0.00	10,895,000.00	0.00	0.00	0.00	0.00	10,895,000.00	0.00	0.00	0.00	10,895,000.00	0.00
WOLFE	02-101-07-2224-02-250002	21-Feb-24	27,444,500.00	0.00	0.00	0.00	27,444,500.00	0.00	0.00	0.00	0.00	27,444,500.00	0.00	0.00	0.00	27,444,500.00	0.00
WOLFE	02-101-07-2224-02-250003	21-Feb-24	27,444,500.00	0.00	0.00	0.00	27,444,500.00	0.00	0.00	0.00	0.00	27,444,500.00	0.00	0.00	0.00	27,444,500.00	0.00

Particulars	Disposition Request and Status Number	Date	Origination				Disbursements (Fund Transfer No.)				Encumbrances				Unliquidated Fund Balance		
			1st Quarter Ending March 31	2nd Quarter Ending June 30	3rd Quarter Ending September 30	4th Quarter Ending December 31	1st Quarter Ending March 31	2nd Quarter Ending June 30	3rd Quarter Ending September 30	4th Quarter Ending December 31	1st Quarter Ending March 31	2nd Quarter Ending June 30	3rd Quarter Ending September 30	4th Quarter Ending December 31		Total	
ANNEKY ANTIQUE			13,086,000.00	0.00	0.00	0.00	13,086,000.00	0.00	0.00	0.00	0.00	13,086,000.00	0.00	0.00	0.00	13,086,000.00	0.00
ANNEKY ANTIQUE			13,086,000.00	0.00	0.00	0.00	13,086,000.00	0.00	0.00	0.00	0.00	13,086,000.00	0.00	0.00	0.00	13,086,000.00	0.00
WOLFE	02-101-07-2224-02-250021	23-Jan-24	13,086,000.00	0.00	0.00	0.00	13,086,000.00	0.00	0.00	0.00	0.00	13,086,000.00	0.00	0.00	0.00	13,086,000.00	0.00
BARBADA, ANTIQUE			12,054,000.00	0.00	0.00	0.00	12,054,000.00	0.00	0.00	0.00	0.00	12,054,000.00	0.00	0.00	0.00	12,054,000.00	0.00
BARBADA, ANTIQUE			12,054,000.00	0.00	0.00	0.00	12,054,000.00	0.00	0.00	0.00	0.00	12,054,000.00	0.00	0.00	0.00	12,054,000.00	0.00
WOLFE	02-101-07-2224-02-250023	2-Feb-24	12,054,000.00	0.00	0.00	0.00	12,054,000.00	0.00	0.00	0.00	0.00	12,054,000.00	0.00	0.00	0.00	12,054,000.00	0.00
BELSON, ANTIQUE			5,928,000.00	0.00	0.00	0.00	5,928,000.00	0.00	0.00	0.00	0.00	5,928,000.00	0.00	0.00	0.00	5,928,000.00	0.00
BELSON, ANTIQUE			5,928,000.00	0.00	0.00	0.00	5,928,000.00	0.00	0.00	0.00	0.00	5,928,000.00	0.00	0.00	0.00	5,928,000.00	0.00

Particulars	Obligation Reference and Status Number	Date	1st Quarter Ending March 31				2nd Quarter Ending June 30				3rd Quarter Ending September 30				4th Quarter Ending December 31				Total	Unpaid Obligations	Unliquidated Fund Transfers
			Beginning	Ending	Change	Balance	Beginning	Ending	Change	Balance	Beginning	Ending	Change	Balance	Beginning	Ending	Change	Balance			
6			5,578,000.00	5,578,000.00	0.00	5,578,000.00	5,578,000.00	0.00	5,578,000.00	5,578,000.00	0.00	5,578,000.00	5,578,000.00	0.00	5,578,000.00	0.00	5,578,000.00	0.00			
7			16,818,000.00	16,818,000.00	0.00	16,818,000.00	16,818,000.00	0.00	16,818,000.00	16,818,000.00	0.00	16,818,000.00	16,818,000.00	0.00	16,818,000.00	0.00	16,818,000.00	0.00			
8			18,878,000.00	18,878,000.00	0.00	18,878,000.00	18,878,000.00	0.00	18,878,000.00	18,878,000.00	0.00	18,878,000.00	18,878,000.00	0.00	18,878,000.00	0.00	18,878,000.00	0.00			
9			16,878,000.00	16,878,000.00	0.00	16,878,000.00	16,878,000.00	0.00	16,878,000.00	16,878,000.00	0.00	16,878,000.00	16,878,000.00	0.00	16,878,000.00	0.00	16,878,000.00	0.00			
10			15,578,000.00	15,578,000.00	0.00	15,578,000.00	15,578,000.00	0.00	15,578,000.00	15,578,000.00	0.00	15,578,000.00	15,578,000.00	0.00	15,578,000.00	0.00	15,578,000.00	0.00			

Department of Social Welfare and Development (DSWD)
 Agency/Entity: Office of the Secretary
 Operating Unit: Regional Office - VI
 Organization Code: 20 001 0360006
 Fund Cluster: 01 - Regular Agency Fund
 (e.g. DACS Fund Cluster, 05-Internally Generated Funds and 06-Business Related Funds)

Particulars	Obligation Reference and Status Number	Date	1st Quarter Ending March 31				2nd Quarter Ending June 30				3rd Quarter Ending September 30				4th Quarter Ending December 31				Total	Unpaid Obligations	Unliquidated Fund Transfers
			Beginning	Ending	Change	Balance	Beginning	Ending	Change	Balance	Beginning	Ending	Change	Balance	Beginning	Ending	Change	Balance			
1			15,578,000.00	15,578,000.00	0.00	15,578,000.00	15,578,000.00	0.00	15,578,000.00	15,578,000.00	0.00	15,578,000.00	15,578,000.00	0.00	15,578,000.00	0.00	15,578,000.00	0.00			
2			15,578,000.00	15,578,000.00	0.00	15,578,000.00	15,578,000.00	0.00	15,578,000.00	15,578,000.00	0.00	15,578,000.00	15,578,000.00	0.00	15,578,000.00	0.00	15,578,000.00	0.00			
3			15,578,000.00	15,578,000.00	0.00	15,578,000.00	15,578,000.00	0.00	15,578,000.00	15,578,000.00	0.00	15,578,000.00	15,578,000.00	0.00	15,578,000.00	0.00	15,578,000.00	0.00			
4			15,578,000.00	15,578,000.00	0.00	15,578,000.00	15,578,000.00	0.00	15,578,000.00	15,578,000.00	0.00	15,578,000.00	15,578,000.00	0.00	15,578,000.00	0.00	15,578,000.00	0.00			
5			15,578,000.00	15,578,000.00	0.00	15,578,000.00	15,578,000.00	0.00	15,578,000.00	15,578,000.00	0.00	15,578,000.00	15,578,000.00	0.00	15,578,000.00	0.00	15,578,000.00	0.00			

Department of Social Welfare and Development (DSWD)
 Agency/Entity: Office of the Secretary
 Operating Unit: Regional Office - VI
 Organization Code: 20 001 0360006
 Fund Cluster: 01 - Regular Agency Fund
 (e.g. DACS Fund Cluster, 05-Internally Generated Funds and 06-Business Related Funds)

Particulars	Obligation Reference and Status Number	Date	1st Quarter Ending March 31				2nd Quarter Ending June 30				3rd Quarter Ending September 30				4th Quarter Ending December 31				Total	Unpaid Obligations	Unliquidated Fund Transfers
			Beginning	Ending	Change	Balance	Beginning	Ending	Change	Balance	Beginning	Ending	Change	Balance	Beginning	Ending	Change	Balance			
1			14,328,000.00	14,328,000.00	0.00	14,328,000.00	14,328,000.00	0.00	14,328,000.00	14,328,000.00	0.00	14,328,000.00	14,328,000.00	0.00	14,328,000.00	0.00	14,328,000.00	0.00			
2			14,328,000.00	14,328,000.00	0.00	14,328,000.00	14,328,000.00	0.00	14,328,000.00	14,328,000.00	0.00	14,328,000.00	14,328,000.00	0.00	14,328,000.00	0.00	14,328,000.00	0.00			
3			14,328,000.00	14,328,000.00	0.00	14,328,000.00	14,328,000.00	0.00	14,328,000.00	14,328,000.00	0.00	14,328,000.00	14,328,000.00	0.00	14,328,000.00	0.00	14,328,000.00	0.00			
4			14,328,000.00	14,328,000.00	0.00	14,328,000.00	14,328,000.00	0.00	14,328,000.00	14,328,000.00	0.00	14,328,000.00	14,328,000.00	0.00	14,328,000.00	0.00	14,328,000.00	0.00			
5			14,328,000.00	14,328,000.00	0.00	14,328,000.00	14,328,000.00	0.00	14,328,000.00	14,328,000.00	0.00	14,328,000.00	14,328,000.00	0.00	14,328,000.00	0.00	14,328,000.00	0.00			

Department of Social Welfare and Development (DSWD)
 Agency/Entity: Office of the Secretary
 Operating Unit: Regional Office - VI
 Organization Code: 20 001 0360006
 Fund Cluster: 01 - Regular Agency Fund
 (e.g. DACS Fund Cluster, 05-Internally Generated Funds and 06-Business Related Funds)

STATEMENT OF OPERATIONS, DISBURSEMENTS, LIABILITIES AND BALANCES FOR THE AGENCY FUND BALANCES
 As of the Quarter Ending March 31, 2014

3A.1.c

See next year Appropriations
 Supplemental Appropriations
 Contracting Appropriations

Appropriation Category and Program	Objective	Obligations				Disbursements (Fund 100 - General Fund)				Liabilities				Unexpended Fund Balance	
		1st Quarter ending March 31, 2013	2nd Quarter ending June 30, 2013	3rd Quarter ending Sept. 30, 2013	4th Quarter ending Dec. 31, 2013	1st Quarter ending March 31, 2013	2nd Quarter ending June 30, 2013	3rd Quarter ending Sept. 30, 2013	4th Quarter ending Dec. 31, 2013	1st Quarter ending March 31, 2013	2nd Quarter ending June 30, 2013	3rd Quarter ending Sept. 30, 2013	4th Quarter ending Dec. 31, 2013		
Federal Road Authority	ROAD	4,839,000.00	-	-	-	4,839,000.00	-	-	-	4,839,000.00	-	-	-	-	-
		6,250,000.00	-	-	-	6,250,000.00	-	-	-	6,250,000.00	-	-	-	-	-
		5,000,000.00	-	-	-	5,000,000.00	-	-	-	5,000,000.00	-	-	-	-	-
		1,250,000.00	-	-	-	1,250,000.00	-	-	-	1,250,000.00	-	-	-	-	-
MOOR	4,200,000.00	-	-	-	4,200,000.00	-	-	-	4,200,000.00	-	-	-	-	-	
	5,000,000.00	-	-	-	5,000,000.00	-	-	-	5,000,000.00	-	-	-	-	-	
	1,250,000.00	-	-	-	1,250,000.00	-	-	-	1,250,000.00	-	-	-	-	-	
Federal Road Authority	ROAD	4,839,000.00	-	-	-	4,839,000.00	-	-	-	4,839,000.00	-	-	-	-	-
		6,250,000.00	-	-	-	6,250,000.00	-	-	-	6,250,000.00	-	-	-	-	-
		5,000,000.00	-	-	-	5,000,000.00	-	-	-	5,000,000.00	-	-	-	-	-
MOOR	4,200,000.00	-	-	-	4,200,000.00	-	-	-	4,200,000.00	-	-	-	-	-	
	5,000,000.00	-	-	-	5,000,000.00	-	-	-	5,000,000.00	-	-	-	-	-	
	1,250,000.00	-	-	-	1,250,000.00	-	-	-	1,250,000.00	-	-	-	-	-	
Federal Road Authority	ROAD	4,839,000.00	-	-	-	4,839,000.00	-	-	-	4,839,000.00	-	-	-	-	-
		6,250,000.00	-	-	-	6,250,000.00	-	-	-	6,250,000.00	-	-	-	-	-
		5,000,000.00	-	-	-	5,000,000.00	-	-	-	5,000,000.00	-	-	-	-	-
MOOR	4,200,000.00	-	-	-	4,200,000.00	-	-	-	4,200,000.00	-	-	-	-	-	
	5,000,000.00	-	-	-	5,000,000.00	-	-	-	5,000,000.00	-	-	-	-	-	
	1,250,000.00	-	-	-	1,250,000.00	-	-	-	1,250,000.00	-	-	-	-	-	
Federal Road Authority	ROAD	4,839,000.00	-	-	-	4,839,000.00	-	-	-	4,839,000.00	-	-	-	-	-
		6,250,000.00	-	-	-	6,250,000.00	-	-	-	6,250,000.00	-	-	-	-	-
		5,000,000.00	-	-	-	5,000,000.00	-	-	-	5,000,000.00	-	-	-	-	-
MOOR	4,200,000.00	-	-	-	4,200,000.00	-	-	-	4,200,000.00	-	-	-	-	-	
	5,000,000.00	-	-	-	5,000,000.00	-	-	-	5,000,000.00	-	-	-	-	-	
	1,250,000.00	-	-	-	1,250,000.00	-	-	-	1,250,000.00	-	-	-	-	-	
Federal Road Authority	ROAD	4,839,000.00	-	-	-	4,839,000.00	-	-	-	4,839,000.00	-	-	-	-	-
		6,250,000.00	-	-	-	6,250,000.00	-	-	-	6,250,000.00	-	-	-	-	-
		5,000,000.00	-	-	-	5,000,000.00	-	-	-	5,000,000.00	-	-	-	-	-
MOOR	4,200,000.00	-	-	-	4,200,000.00	-	-	-	4,200,000.00	-	-	-	-	-	
	5,000,000.00	-	-	-	5,000,000.00	-	-	-	5,000,000.00	-	-	-	-	-	
	1,250,000.00	-	-	-	1,250,000.00	-	-	-	1,250,000.00	-	-	-	-	-	
Federal Road Authority	ROAD	4,839,000.00	-	-	-	4,839,000.00	-	-	-	4,839,000.00	-	-	-	-	-
		6,250,000.00	-	-	-	6,250,000.00	-	-	-	6,250,000.00	-	-	-	-	-
		5,000,000.00	-	-	-	5,000,000.00	-	-	-	5,000,000.00	-	-	-	-	-
MOOR	4,200,000.00	-	-	-	4,200,000.00	-	-	-	4,200,000.00	-	-	-	-	-	
	5,000,000.00	-	-	-	5,000,000.00	-	-	-	5,000,000.00	-	-	-	-	-	
	1,250,000.00	-	-	-	1,250,000.00	-	-	-	1,250,000.00	-	-	-	-	-	
Federal Road Authority	ROAD	4,839,000.00	-	-	-	4,839,000.00	-	-	-	4,839,000.00	-	-	-	-	-
		6,250,000.00	-	-	-	6,250,000.00	-	-	-	6,250,000.00	-	-	-	-	-
		5,000,000.00	-	-	-	5,000,000.00	-	-	-	5,000,000.00	-	-	-	-	-
MOOR	4,200,000.00	-	-	-	4,200,000.00	-	-	-	4,200,000.00	-	-	-	-	-	
	5,000,000.00	-	-	-	5,000,000.00	-	-	-	5,000,000.00	-	-	-	-	-	
	1,250,000.00	-	-	-	1,250,000.00	-	-	-	1,250,000.00	-	-	-	-	-	

Project/Activity Name and Description	Obligations				Obligations				Disbursement (Funds Transferred (R))								Utilization				Un-liquidated Fund
	1	2	3	4	5	6	7	Total	8	9	10	11	12	13	14	15	16	Total	17	18	
UNIVERSAL TRADING - (P) TRADING	PS	02-2011-2024-02	15-VAR-24	10,000,000.00	10,000,000.00	-	-	10,000,000.00	10,000,000.00	10,000,000.00	-	-	-	-	-	-	-	10,000,000.00	10,000,000.00	-	
	CD			10,000,000.00	-	-	-	10,000,000.00	10,000,000.00	10,000,000.00	-	-	-	-	-	-	-	10,000,000.00	10,000,000.00	-	
MANUFACTURING - (P) MANUFACTURING	PS	02-2011-2024-02	15-VAR-24	10,000,000.00	10,000,000.00	-	-	10,000,000.00	10,000,000.00	10,000,000.00	-	-	-	-	-	-	-	10,000,000.00	10,000,000.00	-	
	CD			10,000,000.00	-	-	-	10,000,000.00	10,000,000.00	10,000,000.00	-	-	-	-	-	-	-	10,000,000.00	10,000,000.00	-	
MANUFACTURING - (P) MANUFACTURING	PS	02-2011-2024-02	15-VAR-24	10,000,000.00	10,000,000.00	-	-	10,000,000.00	10,000,000.00	10,000,000.00	-	-	-	-	-	-	-	10,000,000.00	10,000,000.00	-	
	CD			10,000,000.00	-	-	-	10,000,000.00	10,000,000.00	10,000,000.00	-	-	-	-	-	-	-	10,000,000.00	10,000,000.00	-	
MANUFACTURING - (P) MANUFACTURING	PS	02-2011-2024-02	15-VAR-24	10,000,000.00	10,000,000.00	-	-	10,000,000.00	10,000,000.00	10,000,000.00	-	-	-	-	-	-	-	10,000,000.00	10,000,000.00	-	
	CD			10,000,000.00	-	-	-	10,000,000.00	10,000,000.00	10,000,000.00	-	-	-	-	-	-	-	10,000,000.00	10,000,000.00	-	
MANUFACTURING - (P) MANUFACTURING	PS	02-2011-2024-02	15-VAR-24	10,000,000.00	10,000,000.00	-	-	10,000,000.00	10,000,000.00	10,000,000.00	-	-	-	-	-	-	-	10,000,000.00	10,000,000.00	-	
	CD			10,000,000.00	-	-	-	10,000,000.00	10,000,000.00	10,000,000.00	-	-	-	-	-	-	-	10,000,000.00	10,000,000.00	-	
MANUFACTURING - (P) MANUFACTURING	PS	02-2011-2024-02	15-VAR-24	10,000,000.00	10,000,000.00	-	-	10,000,000.00	10,000,000.00	10,000,000.00	-	-	-	-	-	-	-	10,000,000.00	10,000,000.00	-	
	CD			10,000,000.00	-	-	-	10,000,000.00	10,000,000.00	10,000,000.00	-	-	-	-	-	-	-	10,000,000.00	10,000,000.00	-	
MANUFACTURING - (P) MANUFACTURING	PS	02-2011-2024-02	15-VAR-24	10,000,000.00	10,000,000.00	-	-	10,000,000.00	10,000,000.00	10,000,000.00	-	-	-	-	-	-	-	10,000,000.00	10,000,000.00	-	
	CD			10,000,000.00	-	-	-	10,000,000.00	10,000,000.00	10,000,000.00	-	-	-	-	-	-	-	10,000,000.00	10,000,000.00	-	
MANUFACTURING - (P) MANUFACTURING	PS	02-2011-2024-02	15-VAR-24	10,000,000.00	10,000,000.00	-	-	10,000,000.00	10,000,000.00	10,000,000.00	-	-	-	-	-	-	-	10,000,000.00	10,000,000.00	-	
	CD			10,000,000.00	-	-	-	10,000,000.00	10,000,000.00	10,000,000.00	-	-	-	-	-	-	-	10,000,000.00	10,000,000.00	-	
MANUFACTURING - (P) MANUFACTURING	PS	02-2011-2024-02	15-VAR-24	10,000,000.00	10,000,000.00	-	-	10,000,000.00	10,000,000.00	10,000,000.00	-	-	-	-	-	-	-	10,000,000.00	10,000,000.00	-	
	CD			10,000,000.00	-	-	-	10,000,000.00	10,000,000.00	10,000,000.00	-	-	-	-	-	-	-	10,000,000.00	10,000,000.00	-	
MANUFACTURING - (P) MANUFACTURING	PS	02-2011-2024-02	15-VAR-24	10,000,000.00	10,000,000.00	-	-	10,000,000.00	10,000,000.00	10,000,000.00	-	-	-	-	-	-	-	10,000,000.00	10,000,000.00	-	
	CD			10,000,000.00	-	-	-	10,000,000.00	10,000,000.00	10,000,000.00	-	-	-	-	-	-	-	10,000,000.00	10,000,000.00	-	

Departmental Accounts and Profiles			Disbursements		Disbursements (Grand Total)					Utilization					Unbudgeted Total			
Category	Sub-Category	Profile	1st Quarter ending March 31, 2023	2nd Quarter ending June 30, 2023	3rd Quarter ending Sept 30, 2023	4th Quarter ending Dec 31, 2023	Total	1st Quarter ending March 31, 2023	2nd Quarter ending June 30, 2023	3rd Quarter ending Sept 30, 2023	4th Quarter ending Dec 31, 2023	Total	1st Quarter ending March 31, 2023	2nd Quarter ending June 30, 2023	3rd Quarter ending Sept 30, 2023	4th Quarter ending Dec 31, 2023	Total	Unbudgeted Total
MUNICIPALITY OF DAVAO	MUNICIPALITY OF DAVAO - GENERAL	PROFESIONAL FEES	12,443,241	12,443,241	12,443,241	12,443,241	49,773,164	12,443,241	12,443,241	12,443,241	12,443,241	49,773,164	-	-	-	-	49,773,164	0
		TOTAL	12,443,241	12,443,241	12,443,241	12,443,241	49,773,164	12,443,241	12,443,241	12,443,241	12,443,241	49,773,164	-	-	-	-	49,773,164	0
MUNICIPALITY OF DAVAO	MUNICIPALITY OF DAVAO - SPECIAL	PROFESIONAL FEES	12,443,241	12,443,241	12,443,241	12,443,241	49,773,164	12,443,241	12,443,241	12,443,241	12,443,241	49,773,164	-	-	-	-	49,773,164	0
		TOTAL	12,443,241	12,443,241	12,443,241	12,443,241	49,773,164	12,443,241	12,443,241	12,443,241	12,443,241	49,773,164	-	-	-	-	49,773,164	0
MUNICIPALITY OF DAVAO	MUNICIPALITY OF DAVAO - OPERATIONAL	PROFESIONAL FEES	12,443,241	12,443,241	12,443,241	12,443,241	49,773,164	12,443,241	12,443,241	12,443,241	12,443,241	49,773,164	-	-	-	-	49,773,164	0
		TOTAL	12,443,241	12,443,241	12,443,241	12,443,241	49,773,164	12,443,241	12,443,241	12,443,241	12,443,241	49,773,164	-	-	-	-	49,773,164	0
MUNICIPALITY OF DAVAO	MUNICIPALITY OF DAVAO - DEPARTMENTAL	PROFESIONAL FEES	12,443,241	12,443,241	12,443,241	12,443,241	49,773,164	12,443,241	12,443,241	12,443,241	12,443,241	49,773,164	-	-	-	-	49,773,164	0
		TOTAL	12,443,241	12,443,241	12,443,241	12,443,241	49,773,164	12,443,241	12,443,241	12,443,241	12,443,241	49,773,164	-	-	-	-	49,773,164	0
MUNICIPALITY OF DAVAO	MUNICIPALITY OF DAVAO - TOTAL	PROFESIONAL FEES	12,443,241	12,443,241	12,443,241	12,443,241	49,773,164	12,443,241	12,443,241	12,443,241	12,443,241	49,773,164	-	-	-	-	49,773,164	0
		TOTAL	12,443,241	12,443,241	12,443,241	12,443,241	49,773,164	12,443,241	12,443,241	12,443,241	12,443,241	49,773,164	-	-	-	-	49,773,164	0

Budgetary Control System Project MOF CO	Obligations							Disbursements (Funds Transferred To)							Unpaid Obligations						
	1st Quarter ending March 31, 2023	2nd Quarter ending June 30, 2023	3rd Quarter ending Sept. 30, 2023	4th Quarter ending Dec. 31, 2023	Total	1st Quarter ending March 31, 2023	2nd Quarter ending June 30, 2023	3rd Quarter ending Sept. 30, 2023	4th Quarter ending Dec. 31, 2023	Total	1st Quarter ending March 31, 2023	2nd Quarter ending June 30, 2023	3rd Quarter ending Sept. 30, 2023	4th Quarter ending Dec. 31, 2023	Total	Obligations by December 31, 2023	Unpaid Obligations				
604431742		2,297,929,212.85			2,297,929,212.85		2,297,929,212.85			2,297,929,212.85					2,297,929,212.85	2,297,929,212.85	2,297,929,212.85				
MOF		1,201,000,212.85			1,201,000,212.85		1,201,000,212.85			1,201,000,212.85					1,201,000,212.85	1,201,000,212.85	1,201,000,212.85				
CO																					

Prepared by:

Reviewed by:

Noted by:

Approved by:

MARIA CECILIA T. LUGSON
Administrative Assistant I

SORONIO S. TANIGUE, JR., CPA
Regional Accountant

PATRICIA R. MERRIANO MBA
Chief Administrative Officer, SMO Office

SHARLINE MARIE S. LUGSON, CESO IV
Regional Director

Implementing Agency and Projects	Obligation Request and Status			Disbursements							Disbursements/Funds Transferred 191							Disbursements				Unexpended Fund Transfers
	Number	Date	1st Quarter ending March 31	2nd Quarter ending June 30	3rd Quarter ending Sept. 30	4th Quarter ending Dec. 31	Total 8 = (1+4+7)	1st Quarter ending March 31	2nd Quarter ending June 30	3rd Quarter ending Sept. 30	4th Quarter ending Dec. 31	Total 11 = (9+10+11+12)	1st Quarter ending March 31	2nd Quarter ending June 30	3rd Quarter ending Sept. 30	4th Quarter ending Dec. 31	Total 18 = (16+17+18+19)	19 = 18-19				
SCOPEM Municipal Treasurer-Police Dept	00		14,810,298.00	-	-	-	14,810,298.00	-	-	-	-	-	-	-	-	-	-	14,810,298.00	-			
	WFOE		16,816,000.00	-	-	-	16,816,000.00	-	-	-	-	-	-	-	-	-	-	16,816,000.00	-			
SCOPEM Municipal Treasurer-Police Dept	00		19,819,200.00	-	-	-	19,819,200.00	-	-	-	-	-	-	-	-	-	-	19,819,200.00	-			
	WFOE		-	-	-	-	-	-	-	-	-	-	-	-	-	-	-	-	-			
SCOPEM Municipal Treasurer-Police Dept	00		9,275,298.42	-	-	-	9,275,298.42	-	-	-	-	-	-	-	-	-	-	9,275,298.42	-			
	WFOE		6,970,000.00	-	-	-	6,970,000.00	-	-	-	-	-	-	-	-	-	-	6,970,000.00	-			
SCOPEM Municipal Treasurer-Police Dept	00		8,510,200.00	-	-	-	8,510,200.00	-	-	-	-	-	-	-	-	-	-	8,510,200.00	-			
	WFOE		-	-	-	-	-	-	-	-	-	-	-	-	-	-	-	-	-			
SCOPEM Municipal Treasurer-Police Dept	00		11,772,690.19	-	-	-	11,772,690.19	-	-	-	-	-	-	-	-	-	-	11,772,690.19	-			
	WFOE		11,772,690.19	-	-	-	11,772,690.19	-	-	-	-	-	-	-	-	-	-	11,772,690.19	-			
SCOPEM Municipal Treasurer-Police Dept	00		23,044,000.00	-	-	-	23,044,000.00	-	-	-	-	-	-	-	-	-	-	23,044,000.00	-			
	WFOE		23,124,000.00	-	-	-	23,124,000.00	-	-	-	-	-	-	-	-	-	-	23,124,000.00	-			
SCOPEM Municipal Treasurer-Police Dept	00		23,824,000.00	-	-	-	23,824,000.00	-	-	-	-	-	-	-	-	-	-	23,824,000.00	-			
	WFOE		23,824,000.00	-	-	-	23,824,000.00	-	-	-	-	-	-	-	-	-	-	23,824,000.00	-			
SCOPEM Municipal Treasurer-Police Dept	00		22,181,000.00	-	-	-	22,181,000.00	-	-	-	-	-	-	-	-	-	-	22,181,000.00	-			
	WFOE		22,181,000.00	-	-	-	22,181,000.00	-	-	-	-	-	-	-	-	-	-	22,181,000.00	-			
SCOPEM Municipal Treasurer-Police Dept	00		7,834,690.00	-	-	-	7,834,690.00	-	-	-	-	-	-	-	-	-	-	7,834,690.00	-			
	WFOE		7,834,690.00	-	-	-	7,834,690.00	-	-	-	-	-	-	-	-	-	-	7,834,690.00	-			
SCOPEM Municipal Treasurer-Police Dept	00		7,834,690.00	-	-	-	7,834,690.00	-	-	-	-	-	-	-	-	-	-	7,834,690.00	-			
	WFOE		7,834,690.00	-	-	-	7,834,690.00	-	-	-	-	-	-	-	-	-	-	7,834,690.00	-			
SCOPEM Municipal Treasurer-Police Dept	00		8,109,200.00	-	-	-	8,109,200.00	-	-	-	-	-	-	-	-	-	-	8,109,200.00	-			
	WFOE		8,109,200.00	-	-	-	8,109,200.00	-	-	-	-	-	-	-	-	-	-	8,109,200.00	-			
SCOPEM Municipal Treasurer-Police Dept	00		8,109,200.00	-	-	-	8,109,200.00	-	-	-	-	-	-	-	-	-	-	8,109,200.00	-			
	WFOE		8,109,200.00	-	-	-	8,109,200.00	-	-	-	-	-	-	-	-	-	-	8,109,200.00	-			
SCOPEM Municipal Treasurer-Police Dept	00		9,124,000.00	-	-	-	9,124,000.00	-	-	-	-	-	-	-	-	-	-	9,124,000.00	-			
	WFOE		9,124,000.00	-	-	-	9,124,000.00	-	-	-	-	-	-	-	-	-	-	9,124,000.00	-			
SCOPEM Municipal Treasurer-Police Dept	00		9,124,000.00	-	-	-	9,124,000.00	-	-	-	-	-	-	-	-	-	-	9,124,000.00	-			
	WFOE		9,124,000.00	-	-	-	9,124,000.00	-	-	-	-	-	-	-	-	-	-	9,124,000.00	-			

Implementing Agency and Projects	Organization	Request Number	Disbursements				Disbursements Funds Transferred To				Unexpended				Special Obligations	Unexpended Fund Transfers			
			Date	1st Quarter ending March 31	2nd Quarter ending June 30	3rd Quarter ending Sept. 30	4th Quarter ending Dec. 31	Total 1-12	1st Quarter ending March 31	2nd Quarter ending June 30	3rd Quarter ending Sept. 30	4th Quarter ending Dec. 31	Total 1-12	1st Quarter ending March 31			2nd Quarter ending June 30	3rd Quarter ending Sept. 30	4th Quarter ending Dec. 31
Municipal Treasurer, San Antonio	MOORE																		
Municipal Treasurer, Bexar County	CO																		
Municipal Treasurer, Bexar County	FE																		
Municipal Treasurer, Bexar County	FE																		
Municipal Treasurer, Bexar County	FE																		
Municipal Treasurer, Bexar County	FE																		
Municipal Treasurer, Bexar County	FE																		
Municipal Treasurer, Bexar County	FE																		
Municipal Treasurer, Bexar County	FE																		
Municipal Treasurer, Bexar County	FE																		
Municipal Treasurer, Bexar County	FE																		
Municipal Treasurer, Bexar County	FE																		
Municipal Treasurer, Bexar County	FE																		
Municipal Treasurer, Bexar County	FE																		
Municipal Treasurer, Bexar County	FE																		
Municipal Treasurer, Bexar County	FE																		
Municipal Treasurer, Bexar County	FE																		
Municipal Treasurer, Bexar County	FE																		
Municipal Treasurer, Bexar County	FE																		
Municipal Treasurer, Bexar County	FE																		
Municipal Treasurer, Bexar County	FE																		
Municipal Treasurer, Bexar County	FE																		
Municipal Treasurer, Bexar County	FE																		
Municipal Treasurer, Bexar County	FE																		
Municipal Treasurer, Bexar County	FE																		
Municipal Treasurer, Bexar County	FE																		
Municipal Treasurer, Bexar County	FE																		
Municipal Treasurer, Bexar County	FE																		

Reporting Agency and Projects	Quarterly Budget and Status			2024 Actuals							2025 Budgets (by 12/31/25)							Budgets		Total Available Fund Transfers		
	Number	Date		1st Quarter ending March 31	2nd Quarter ending June 30	3rd Quarter ending Sept. 30	4th Quarter ending Dec. 31	Total	1st Quarter ending March 31	2nd Quarter ending June 30	3rd Quarter ending Sept. 30	4th Quarter ending Dec. 31	Total	1st Quarter ending March 31	2nd Quarter ending June 30	3rd Quarter ending Sept. 30	4th Quarter ending Dec. 31	Total	2024 Actuals			
Municipal Treasurer - Lincoln, Southern Edge	ACS SDCRBN SDCRBN FE CO	2024-03-03	02/23/24	3,010,000.00	-	-	-	3,010,000.00	-	-	-	-	3,010,000.00	-	-	-	-	3,010,000.00	3,010,000.00	-		
				12,240,000.00	-	-	-	12,240,000.00	-	-	-	-	-	-	-	-	-	-	-	-	-	
				12,240,000.00	-	-	-	12,240,000.00	-	-	-	-	-	-	-	-	-	-	-	-	-	-
				12,240,000.00	-	-	-	12,240,000.00	-	-	-	-	-	-	-	-	-	-	-	-	-	-
Municipal Treasurer - Lincoln, Southern Edge	ACS SDCRBN SDCRBN FE CO	2024-03-03	02/23/24	8,642,000.00	-	-	-	8,642,000.00	-	-	-	-	8,642,000.00	-	-	-	-	8,642,000.00	8,642,000.00	-		
				1,542,000.00	-	-	-	1,542,000.00	-	-	-	-	-	-	-	-	-	-	-	-	-	
				8,822,000.00	-	-	-	8,822,000.00	-	-	-	-	-	-	-	-	-	-	-	-	-	-
				8,642,000.00	-	-	-	8,642,000.00	-	-	-	-	-	-	-	-	-	-	-	-	-	-
Municipal Treasurer - Lincoln, Southern Edge	ACS SDCRBN SDCRBN FE CO	2024-03-03	02/23/24	1,666,000.00	-	-	-	1,666,000.00	-	-	-	-	1,666,000.00	-	-	-	-	1,666,000.00	1,666,000.00	-		
				7,596,000.00	-	-	-	7,596,000.00	-	-	-	-	-	-	-	-	-	-	-	-	-	
				7,596,000.00	-	-	-	7,596,000.00	-	-	-	-	-	-	-	-	-	-	-	-	-	-
				7,596,000.00	-	-	-	7,596,000.00	-	-	-	-	-	-	-	-	-	-	-	-	-	-
Municipal Treasurer - Lincoln, Southern Edge	ACS SDCRBN SDCRBN FE CO	2024-03-03	02/23/24	8,726,000.00	-	-	-	8,726,000.00	-	-	-	-	8,726,000.00	-	-	-	-	8,726,000.00	8,726,000.00	-		
				8,726,000.00	-	-	-	8,726,000.00	-	-	-	-	-	-	-	-	-	-	-	-	-	
				8,726,000.00	-	-	-	8,726,000.00	-	-	-	-	-	-	-	-	-	-	-	-	-	-
				8,726,000.00	-	-	-	8,726,000.00	-	-	-	-	-	-	-	-	-	-	-	-	-	-
Municipal Treasurer - Lincoln, Southern Edge	ACS SDCRBN SDCRBN FE CO	2024-03-03	02/23/24	4,730,000.00	-	-	-	4,730,000.00	-	-	-	-	4,730,000.00	-	-	-	-	4,730,000.00	4,730,000.00	-		
				4,730,000.00	-	-	-	4,730,000.00	-	-	-	-	-	-	-	-	-	-	-	-	-	
				4,730,000.00	-	-	-	4,730,000.00	-	-	-	-	-	-	-	-	-	-	-	-	-	-
				4,730,000.00	-	-	-	4,730,000.00	-	-	-	-	-	-	-	-	-	-	-	-	-	-
Municipal Treasurer - Lincoln, Southern Edge	ACS SDCRBN SDCRBN FE CO	2024-03-03	02/23/24	3,162,000.00	-	-	-	3,162,000.00	-	-	-	-	3,162,000.00	-	-	-	-	3,162,000.00	3,162,000.00	-		
				3,162,000.00	-	-	-	3,162,000.00	-	-	-	-	-	-	-	-	-	-	-	-	-	
				3,162,000.00	-	-	-	3,162,000.00	-	-	-	-	-	-	-	-	-	-	-	-	-	-
				3,162,000.00	-	-	-	3,162,000.00	-	-	-	-	-	-	-	-	-	-	-	-	-	-
Municipal Treasurer - Lincoln, Southern Edge	ACS SDCRBN SDCRBN FE CO	2024-03-03	02/23/24	4,317,000.00	-	-	-	4,317,000.00	-	-	-	-	4,317,000.00	-	-	-	-	4,317,000.00	4,317,000.00	-		
				4,317,000.00	-	-	-	4,317,000.00	-	-	-	-	-	-	-	-	-	-	-	-	-	
				4,317,000.00	-	-	-	4,317,000.00	-	-	-	-	-	-	-	-	-	-	-	-	-	-
				4,317,000.00	-	-	-	4,317,000.00	-	-	-	-	-	-	-	-	-	-	-	-	-	-
Municipal Treasurer - Lincoln, Southern Edge	ACS SDCRBN SDCRBN FE CO	2024-03-03	02/23/24	4,314,000.00	-	-	-	4,314,000.00	-	-	-	-	4,314,000.00	-	-	-	-	4,314,000.00	4,314,000.00	-		
				4,314,000.00	-	-	-	4,314,000.00	-	-	-	-	-	-	-	-	-	-	-	-	-	
				4,314,000.00	-	-	-	4,314,000.00	-	-	-	-	-	-	-	-	-	-	-	-	-	-
				4,314,000.00	-	-	-	4,314,000.00	-	-	-	-	-	-	-	-	-	-	-	-	-	-
Municipal Treasurer - Lincoln, Southern Edge	ACS SDCRBN SDCRBN FE CO	2024-03-03	02/23/24	5,822,000.00	-	-	-	5,822,000.00	-	-	-	-	5,822,000.00	-	-	-	-	5,822,000.00	5,822,000.00	-		
				5,822,000.00	-	-	-	5,822,000.00	-	-	-	-	-	-	-	-	-	-	-	-	-	
				5,822,000.00	-	-	-	5,822,000.00	-	-	-	-	-	-	-	-	-	-	-	-	-	-
				5,822,000.00	-	-	-	5,822,000.00	-	-	-	-	-	-	-	-	-	-	-	-	-	-

Implementing Agency and Project	Origination Request and Status Number	Date	Odejobona							Dokomolodjo, Focada, Thakhang, Lij							Ukharabon			Total	Budget Obligation	Unobligated Fund Transfer		
			1st Quarter ending March 31	2nd Quarter ending June 30	3rd Quarter ending Sept. 30	4th Quarter ending Dec. 31	Total	9 = (1+4+7)	1st Quarter ending March 31	2nd Quarter ending June 30	3rd Quarter ending Sept. 30	4th Quarter ending Dec. 31	Total	13 = (9+10+11+12)	14th Quarter ending Mar. 31	2nd Quarter ending Sept. 30	4th Quarter ending Dec. 31							
ACCS SOPREN FE CO	2024-01-0004	4Apr-24	5,977,000.00	-	-	-	-	5,977,000.00	-	-	-	-	-	-	-	-	-	-	-	-	5,977,000.00	11 = (9+10)	-	-
Municipal Treasurer - San Juan, San Juan Luján			4,318,000.00	-	-	-	-	4,318,000.00	-	-	-	-	-	-	-	-	-	-	-	-	4,318,000.00	11 = (9+10)	-	-
ACCS SOPREN FE CO	2024-01-0121	12Mar-24	4,218,000.00	-	-	-	-	4,218,000.00	-	-	-	-	-	-	-	-	-	-	-	-	4,218,000.00	11 = (9+10)	-	-
Municipal Treasurer - San Rafael, Southern Luján			4,218,000.00	-	-	-	-	4,218,000.00	-	-	-	-	-	-	-	-	-	-	-	-	4,218,000.00	11 = (9+10)	-	-
ACCS SOPREN FE CO	2024-01-0119	12Mar-24	7,404,000.00	-	-	-	-	7,404,000.00	-	-	-	-	-	-	-	-	-	-	-	-	7,404,000.00	11 = (9+10)	-	-
Municipal Treasurer - Sique, Southern Luján			7,404,000.00	-	-	-	-	7,404,000.00	-	-	-	-	-	-	-	-	-	-	-	-	7,404,000.00	11 = (9+10)	-	-
ACCS SOPREN FE CO	2024-01-0125	13Mar-24	12,402,000.00	-	-	-	-	12,402,000.00	-	-	-	-	-	-	-	-	-	-	-	-	12,402,000.00	11 = (9+10)	-	-
Municipal Treasurer - San Bernardo, Southern Luján			12,402,000.00	-	-	-	-	12,402,000.00	-	-	-	-	-	-	-	-	-	-	-	-	12,402,000.00	11 = (9+10)	-	-
ACCS SOPREN FE CO	2024-01-0177	13Mar-24	11,587,000.00	-	-	-	-	11,587,000.00	-	-	-	-	-	-	-	-	-	-	-	-	11,587,000.00	11 = (9+10)	-	-
Municipal Treasurer - St Bernard, Southern Luján			11,587,000.00	-	-	-	-	11,587,000.00	-	-	-	-	-	-	-	-	-	-	-	-	11,587,000.00	11 = (9+10)	-	-
ACCS SOPREN FE CO	2024-01-0169	13Mar-24	11,020,000.00	-	-	-	-	11,020,000.00	-	-	-	-	-	-	-	-	-	-	-	-	11,020,000.00	11 = (9+10)	-	-
Municipal Treasurer - 20000, Southern Luján			11,020,000.00	-	-	-	-	11,020,000.00	-	-	-	-	-	-	-	-	-	-	-	-	11,020,000.00	11 = (9+10)	-	-
ACCS SOPREN FE CO	2024-01-0165	13Mar-24	4,345,000.00	-	-	-	-	4,345,000.00	-	-	-	-	-	-	-	-	-	-	-	-	4,345,000.00	11 = (9+10)	-	-
Municipal Treasurer - Tinguá, Luján			4,345,000.00	-	-	-	-	4,345,000.00	-	-	-	-	-	-	-	-	-	-	-	-	4,345,000.00	11 = (9+10)	-	-
ACCS SOPREN FE CO	2024-01-0181	13Mar-24	4,345,000.00	-	-	-	-	4,345,000.00	-	-	-	-	-	-	-	-	-	-	-	-	4,345,000.00	11 = (9+10)	-	-
Municipal Treasurer - Victoria R. Suarez			4,345,000.00	-	-	-	-	4,345,000.00	-	-	-	-	-	-	-	-	-	-	-	-	4,345,000.00	11 = (9+10)	-	-
ACCS SOPREN FE CO	2024-01-0074	13Mar-24	31,233,000.00	-	-	-	-	31,233,000.00	-	-	-	-	-	-	-	-	-	-	-	-	31,233,000.00	11 = (9+10)	-	-
Municipal Treasurer - Ataygua, Luján			31,233,000.00	-	-	-	-	31,233,000.00	-	-	-	-	-	-	-	-	-	-	-	-	31,233,000.00	11 = (9+10)	-	-
ACCS SOPREN FE CO	2024-01-0074	13Mar-24	22,824,000.00	-	-	-	-	22,824,000.00	-	-	-	-	-	-	-	-	-	-	-	-	22,824,000.00	11 = (9+10)	-	-
Municipal Treasurer - Ataygua, Luján			22,824,000.00	-	-	-	-	22,824,000.00	-	-	-	-	-	-	-	-	-	-	-	-	22,824,000.00	11 = (9+10)	-	-
ACCS SOPREN FE CO	2024-01-0118	13Mar-24	22,824,000.00	-	-	-	-	22,824,000.00	-	-	-	-	-	-	-	-	-	-	-	-	22,824,000.00	11 = (9+10)	-	-
Municipal Treasurer - Ataygua, Luján			22,824,000.00	-	-	-	-	22,824,000.00	-	-	-	-	-	-	-	-	-	-	-	-	22,824,000.00	11 = (9+10)	-	-
ACCS			11,709,000.00	-	-	-	-	11,709,000.00	-	-	-	-	-	-	-	-	-	-	-	-	11,709,000.00	11 = (9+10)	-	-

Reporting Agency and Projects	Description Request and Status			Obligations							Disbursements from Transactions							Totals	
	Number	Qtr	Date	1st Quarter ending March 31	2nd Quarter ending June 30	3rd Quarter ending Sept. 30	4th Quarter ending Dec. 31	Total 1-4	1st Quarter ending March 31	2nd Quarter ending June 30	3rd Quarter ending Sept. 30	4th Quarter ending Dec. 31	Total 1-4	1st Quarter ending March 31	2nd Quarter ending June 30	3rd Quarter ending Sept. 30	4th Quarter ending Dec. 31	Total 1-4	Unpaid Fund Balance
SCOPERS SCOPERS	FE CO		12/24/04-01/23/05	11,305,000.00	-	-	-	11,305,000.00	-	-	-	-	11,305,000.00	-	-	-	-	11,305,000.00	-
Manitoba Treasurers-Children, Students, Lyra	FE MOOE			3,200,000.00	-	-	-	3,200,000.00	-	-	-	-	3,200,000.00	-	-	-	-	3,200,000.00	-
SCS SCOPERS	FE CO		02/04-01/07/05	3,300,000.00	-	-	-	3,300,000.00	-	-	-	-	3,300,000.00	-	-	-	-	3,300,000.00	-
Manitoba Treasurers-Children, Lyra	FE MOOE			9,000,000.00	-	-	-	9,000,000.00	-	-	-	-	9,000,000.00	-	-	-	-	9,000,000.00	-
SCS SCOPERS	FE CO		02/04-01/07/05	9,000,000.00	-	-	-	9,000,000.00	-	-	-	-	9,000,000.00	-	-	-	-	9,000,000.00	-
Manitoba Treasurers-Berley, Dwy, Lyra	FE MOOE			20,134,000.00	-	-	-	20,134,000.00	-	-	-	-	20,134,000.00	-	-	-	-	20,134,000.00	-
SCS SCOPERS	FE CO		02/04-01/12/05	20,134,000.00	-	-	-	20,134,000.00	-	-	-	-	20,134,000.00	-	-	-	-	20,134,000.00	-
Manitoba Treasurers-Bevan, Brien	FE MOOE			-	-	-	-	-	-	-	-	-	-	-	-	-	-	-	-
SCS SCOPERS	FE CO			-	-	-	-	-	-	-	-	-	-	-	-	-	-	-	-
Manitoba Treasurers-Children, Students, Lyra	FE MOOE			19,800,000.00	-	-	-	19,800,000.00	-	-	-	-	19,800,000.00	-	-	-	-	19,800,000.00	-
SCS SCOPERS	FE CO		02/04-01/28/04	19,800,000.00	-	-	-	19,800,000.00	-	-	-	-	19,800,000.00	-	-	-	-	19,800,000.00	-
Manitoba Treasurers-Silverson, Lyra	FE MOOE			-	-	-	-	-	-	-	-	-	-	-	-	-	-	-	-
SCS SCOPERS	FE CO			-	-	-	-	-	-	-	-	-	-	-	-	-	-	-	-
Manitoba Treasurers-Children, Students, Lyra	FE MOOE			12,992,200.00	-	-	-	12,992,200.00	-	-	-	-	12,992,200.00	-	-	-	-	12,992,200.00	-
SCS SCOPERS	FE CO		02/04-01/28/04	12,992,200.00	-	-	-	12,992,200.00	-	-	-	-	12,992,200.00	-	-	-	-	12,992,200.00	-
Manitoba Treasurers-Children, Students, Lyra	FE MOOE			12,682,000.00	-	-	-	12,682,000.00	-	-	-	-	12,682,000.00	-	-	-	-	12,682,000.00	-
SCS SCOPERS	FE CO		02/04-01/28/04	12,682,000.00	-	-	-	12,682,000.00	-	-	-	-	12,682,000.00	-	-	-	-	12,682,000.00	-
Manitoba Treasurers-Children, Students, Lyra	FE MOOE			19,400,000.00	-	-	-	19,400,000.00	-	-	-	-	19,400,000.00	-	-	-	-	19,400,000.00	-
SCS SCOPERS	FE CO		02/04-01/31/04	19,400,000.00	-	-	-	19,400,000.00	-	-	-	-	19,400,000.00	-	-	-	-	19,400,000.00	-
Manitoba Treasurers-Children, Students, Lyra	FE MOOE			14,400,000.00	-	-	-	14,400,000.00	-	-	-	-	14,400,000.00	-	-	-	-	14,400,000.00	-
SCS SCOPERS	FE CO		02/04-01/31/04	14,400,000.00	-	-	-	14,400,000.00	-	-	-	-	14,400,000.00	-	-	-	-	14,400,000.00	-
Manitoba Treasurers-Children, Students, Lyra	FE MOOE			8,500,000.00	-	-	-	8,500,000.00	-	-	-	-	8,500,000.00	-	-	-	-	8,500,000.00	-
SCS SCOPERS	FE CO		02/04-01/31/04	8,500,000.00	-	-	-	8,500,000.00	-	-	-	-	8,500,000.00	-	-	-	-	8,500,000.00	-
Manitoba Treasurers-Children, Students, Lyra	FE MOOE			8,500,000.00	-	-	-	8,500,000.00	-	-	-	-	8,500,000.00	-	-	-	-	8,500,000.00	-
SCS SCOPERS	FE CO		02/04-01/31/04	8,500,000.00	-	-	-	8,500,000.00	-	-	-	-	8,500,000.00	-	-	-	-	8,500,000.00	-
Manitoba Treasurers-Children, Students, Lyra	FE MOOE			9,444,000.00	-	-	-	9,444,000.00	-	-	-	-	9,444,000.00	-	-	-	-	9,444,000.00	-
SCS SCOPERS	FE CO		02/04-01/31/05	9,444,000.00	-	-	-	9,444,000.00	-	-	-	-	9,444,000.00	-	-	-	-	9,444,000.00	-

Agency and Projects	Origination Request and Status		Disbursements							Repayments (Funds Transferred)					Liquidations			Unliquidated Fund Transfers
	Number	Date	1st Quarter ending March 31	2nd Quarter ending June 30	3rd Quarter ending Sept. 30	4th Quarter ending Dec. 31	Total	1st Quarter ending March 31	2nd Quarter ending June 30	3rd Quarter ending Sept. 30	4th Quarter ending Dec. 31	Total	1st Quarter ending March 31	2nd Quarter ending June 30	3rd Quarter ending Sept. 30	4th Quarter ending Dec. 31	Total	
Metropolitan Police Department, Bureau of Police																		
ACS																		
SCOPEN																		
SCOPEN																		
Metropolitan Police Department, Bureau of Police																		
ACS																		
SCOPEN																		
Metropolitan Police Department, Bureau of Police																		
ACS																		
SCOPEN																		
Metropolitan Police Department, Bureau of Police																		
ACS																		
SCOPEN																		
Metropolitan Police Department, Bureau of Police																		
ACS																		
SCOPEN																		
Metropolitan Police Department, Bureau of Police																		
ACS																		
SCOPEN																		
Metropolitan Police Department, Bureau of Police																		
ACS																		
SCOPEN																		
Metropolitan Police Department, Bureau of Police																		
ACS																		
SCOPEN																		

Implementing Agencies and Projects	Collection Request and Status			Operations							Expenditures (Funds Transferred To)							Liquidations					Total Obligations	Unliquidated Federal Expenditures															
	Request Number	Date	Year	1st Quarter ending March 31	2nd Quarter ending June 30	3rd Quarter ending Sept. 30	4th Quarter ending Dec. 31	Total	1st Quarter ending March 31	2nd Quarter ending June 30	3rd Quarter ending Sept. 30	4th Quarter ending Dec. 31	Total	1st Quarter ending March 31	2nd Quarter ending June 30	3rd Quarter ending Sept. 30	4th Quarter ending Dec. 31	Total																					
MOOE	ACS	SOCIETY	CO	1																																			
				2																																			
Municipal Treasurer-Valley, Spring Lake	SIP SOCIETY SOCIETY	FE	CO																																				
				14	14																																		
				20	20																																		
				24	24																																		
Municipal Treasurer-Valley, Mountain Summit	ACS SOCIETY SOCIETY	FE	CO																																				
				14	14																																		
				20	20																																		
				24	24																																		
Municipal Treasurer-John, Mountain Summit	ACS SOCIETY SOCIETY	FE	CO																																				
				14	14																																		
				20	20																																		
				24	24																																		
Municipal Treasurer-Farm, Mountain Summit	ACS SOCIETY SOCIETY	FE	CO																																				
				14	14																																		
				20	20																																		
				24	24																																		
Municipal Treasurer-Mountain Summit	ACS SOCIETY SOCIETY	FE	CO																																				
				14	14																																		
				20	20																																		
				24	24																																		
Municipal Treasurer-Valley, Lytle	ACS SOCIETY SOCIETY	FE	CO																																				
				14	14																																		
				20	20																																		
				24	24																																		
Municipal Treasurer-Valley, Lytle	ACS SOCIETY SOCIETY	FE	CO																																				
				14	14																																		
				20	20																																		
				24	24																																		
City Treasurer - Mountain Summit	ACS SOCIETY SOCIETY	FE	CO																																				
				14	14																																		
				20	20																																		
				24	24																																		
Municipal Treasurer - Mountain Summit	ACS SOCIETY SOCIETY	FE	CO																																				
				14	14																																		
				20	20																																		
				24	24																																		

Improving Aquatics and Projects	Organizational Request and Goals			Obligations							Disbursements (By Fiscal Year)							Reserve Obligations				Unexpended Fund Balance
	Number	Date		1st Quarter ending March 31	2nd Quarter ending June 30	3rd Quarter ending Sept. 30	4th Quarter ending Dec. 31	Total 1-4	1st Quarter ending March 31	2nd Quarter ending June 30	3rd Quarter ending Sept. 30	4th Quarter ending Dec. 31	Total 1-4	1st Quarter ending March 31	2nd Quarter ending June 30	3rd Quarter ending Sept. 30	4th Quarter ending Dec. 31	Total 1-4				
SCOPEN SCOPEN ACS FE CO	1																					
Managerial Treasurer - J. J. Linton, Lyle				20,712,000.00				20,712,000.00														
ACS SCOPEN SCOPEN CO		2024-03-31	12-31-24	20,712,000.00				20,712,000.00													20,712,000.00	
Managerial Treasurer - T. J. Payne, Steve																						
ACS SCOPEN SCOPEN FE CO																						
Financial Treasurer - Jennifer P. Sauer																						
ACS SCOPEN FE CO																						
Managerial Treasurer - Patricia E. Kraus				8,815,000.00				8,815,000.00														
ACS SCOPEN SCOPEN FE CO		2024-03-31	4-30-24	8,815,000.00				8,815,000.00													8,815,000.00	
Overall Secretary																						

MANAGERIAL TREASURER
JENNIFER P. SAUER

FINANCIAL TREASURER
JENNIFER P. SAUER

MANAGERIAL TREASURER
PATRICIA E. KRAUS

MANAGERIAL TREASURER
T. J. PAYNE

STATEMENT OF OBLIGATIONS, DISBURSEMENTS, LIQUIDATIONS AND BALANCES for INTER-AGENCY FUND TRANSFERS
 As of the Quarter Ending March 31, 2024
 FUND OFFICE: X

FAR 1-C

X
 Current Year Appropriations
 Supplemental Appropriations
 Continuing Appropriations

Implementing Agencies and Projects	Obligations																Unexp. Obligations 12 - (08-13)	Unliquidated Fund Transfers 20 - (14 - 18)	
	Obligation Requested and Date		Disbursements (Inter-Agency Transfered To)																
	Number	Date	1st Quarter ending March 31	2nd Quarter ending June 30	3rd Quarter ending Sept. 30	4th Quarter ending Dec. 31	Total 01 - (04-01)	1st Quarter ending March 31	2nd Quarter ending June 30	3rd Quarter ending Sept. 30	4th Quarter ending Dec. 31	Total 12 - (03-31-14-12)	1st Quarter ending March 31	2nd Quarter ending June 30	3rd Quarter ending Sept. 30	4th Quarter ending Dec. 31			Total 12 - (03-31-14-12)
LEARN																			
AGSIA																			
MOOE																			
SOCIAL PENNSION																			
	2019-03-31-2024-02-01	02/27/24	26,772,029.80	20,171,000.00	20,172,000.00	20,172,000.00	87,286,029.80	20,172,000.00	20,172,000.00	20,172,000.00	20,172,000.00	80,688,000.00	20,172,000.00	20,172,000.00	20,172,000.00	20,172,000.00	80,688,000.00	20,172,000.00	20,172,000.00
AGSIA																			
MOOE																			
SOCIAL PENNSION																			
	2019-03-31-2024-02-01	02/27/24	26,772,029.80	20,171,000.00	20,172,000.00	20,172,000.00	87,286,029.80	20,172,000.00	20,172,000.00	20,172,000.00	20,172,000.00	80,688,000.00	20,172,000.00	20,172,000.00	20,172,000.00	20,172,000.00	80,688,000.00	20,172,000.00	20,172,000.00
AGSIA																			
MOOE																			
SOCIAL PENNSION																			
	2019-03-31-2024-02-01	02/27/24	26,772,029.80	20,171,000.00	20,172,000.00	20,172,000.00	87,286,029.80	20,172,000.00	20,172,000.00	20,172,000.00	20,172,000.00	80,688,000.00	20,172,000.00	20,172,000.00	20,172,000.00	20,172,000.00	80,688,000.00	20,172,000.00	20,172,000.00
AGSIA																			
MOOE																			
SOCIAL PENNSION																			
	2019-03-31-2024-02-01	02/27/24	26,772,029.80	20,171,000.00	20,172,000.00	20,172,000.00	87,286,029.80	20,172,000.00	20,172,000.00	20,172,000.00	20,172,000.00	80,688,000.00	20,172,000.00	20,172,000.00	20,172,000.00	20,172,000.00	80,688,000.00	20,172,000.00	20,172,000.00

Implementing Agency and Projects	Collection Request and Dates			Disbursements Periods Transferred To										Unapportioned and Transfers		
	Number	Date	4th Quarter ending March 31	1st Quarter	2nd Quarter	3rd Quarter	4th Quarter	Total	1st Quarter	2nd Quarter	3rd Quarter	4th Quarter	Total		Total	Total
				ending Sept 30	ending Sept 30	ending Sept 30	ending Dec 31		ending Sept 30	ending Sept 30	ending Dec 31	ending Dec 31				
DORSET			16,000,000.00					16,000,000.00					16,000,000.00			16,000,000.00
NOPE			16,000,000.00					16,000,000.00					16,000,000.00			16,000,000.00
SOCIAL PENSION	2024-1-1219	2/27/24	16,000,000.00					16,000,000.00					16,000,000.00			16,000,000.00
			20,000,000.00					20,000,000.00					20,000,000.00			20,000,000.00
DEVELOP			20,000,000.00					20,000,000.00					20,000,000.00			20,000,000.00
NOPE			20,000,000.00					20,000,000.00					20,000,000.00			20,000,000.00
SOCIAL PENSION	2024-1-2420	3/6/24	20,000,000.00					20,000,000.00					20,000,000.00			20,000,000.00
			4,377,000.00					4,377,000.00					4,377,000.00			4,377,000.00
SOCIAL PENSION	2024-1-2420	2/27/24	4,377,000.00					4,377,000.00					4,377,000.00			4,377,000.00
DOVER			11,810,000.00					11,810,000.00					11,810,000.00			11,810,000.00
NOPE			11,810,000.00					11,810,000.00					11,810,000.00			11,810,000.00
SOCIAL PENSION	2024-1-1837	3/6/24	11,810,000.00					11,810,000.00					11,810,000.00			11,810,000.00
DORSET			14,633,000.00					14,633,000.00					14,633,000.00			14,633,000.00
NOPE			14,633,000.00					14,633,000.00					14,633,000.00			14,633,000.00
SOCIAL PENSION	2024-1-1838	3/6/24	14,633,000.00					14,633,000.00					14,633,000.00			14,633,000.00
DORSET			14,633,000.00					14,633,000.00					14,633,000.00			14,633,000.00
NOPE			14,633,000.00					14,633,000.00					14,633,000.00			14,633,000.00
SOCIAL PENSION	2024-1-1838	3/6/24	14,633,000.00					14,633,000.00					14,633,000.00			14,633,000.00
DORSET			10,644,000.00					10,644,000.00					10,644,000.00			10,644,000.00
NOPE			10,644,000.00					10,644,000.00					10,644,000.00			10,644,000.00
SOCIAL PENSION	02/07/2024-02/08/2024	2/22/24	10,644,000.00					10,644,000.00					10,644,000.00			10,644,000.00
DORSET			20,000,000.00					20,000,000.00					20,000,000.00			20,000,000.00
NOPE			20,000,000.00					20,000,000.00					20,000,000.00			20,000,000.00
SOCIAL PENSION	2024-1-1914	3/12/24	20,000,000.00					20,000,000.00					20,000,000.00			20,000,000.00
DORSET			27,044,000.00					27,044,000.00					27,044,000.00			27,044,000.00
NOPE			27,044,000.00					27,044,000.00					27,044,000.00			27,044,000.00
SOCIAL PENSION	2024-1-1902	3/27/24	27,044,000.00					27,044,000.00					27,044,000.00			27,044,000.00
DORSET			11,654,000.00					11,654,000.00					11,654,000.00			11,654,000.00
NOPE			11,654,000.00					11,654,000.00					11,654,000.00			11,654,000.00
SOCIAL PENSION	02/08/2024-02/09/2024	2/27/24	11,654,000.00					11,654,000.00					11,654,000.00			11,654,000.00

Implementing Agency and Project	Obligation Period and Dates		Disbursements										Unpaid Obligations	Un-released Funds Transfers									
	Number	Date	Disbursements (Goods Transferred To)																				
			1st Quarter ending March 31	2nd Quarter ending June 30	3rd Quarter ending Sept. 30	4th Quarter ending Dec. 31	Total	1st Quarter ending March 31	2nd Quarter ending June 30	3rd Quarter ending Sept. 30	4th Quarter ending Dec. 31	Total											
USAID SOCIAL PERSON	2024-01-1583	2/27/24	11,122,000.00	-	-	-	11,122,000.00	-	-	-	-	-	-	-	-	-	-	-	-	-	-	-	
			5,378,000.00	-	-	-	5,378,000.00	-	-	-	-	-	-	-	-	-	-	-	-	-	-	-	
			11,122,000.00	-	-	-	11,122,000.00	-	-	-	-	-	-	-	-	-	-	-	-	-	-	-	-
			5,378,000.00	-	-	-	5,378,000.00	-	-	-	-	-	-	-	-	-	-	-	-	-	-	-	-
			11,122,000.00	-	-	-	11,122,000.00	-	-	-	-	-	-	-	-	-	-	-	-	-	-	-	-
USAID SOCIAL PERSON	2024-01-1583	2/27/24	11,122,000.00	-	-	-	11,122,000.00	-	-	-	-	-	-	-	-	-	-	-	-	-	-	-	
			5,378,000.00	-	-	-	5,378,000.00	-	-	-	-	-	-	-	-	-	-	-	-	-	-	-	
			11,122,000.00	-	-	-	11,122,000.00	-	-	-	-	-	-	-	-	-	-	-	-	-	-	-	-
			5,378,000.00	-	-	-	5,378,000.00	-	-	-	-	-	-	-	-	-	-	-	-	-	-	-	-
			11,122,000.00	-	-	-	11,122,000.00	-	-	-	-	-	-	-	-	-	-	-	-	-	-	-	-
USAID SOCIAL PERSON	2024-01-1583	2/27/24	11,122,000.00	-	-	-	11,122,000.00	-	-	-	-	-	-	-	-	-	-	-	-	-	-	-	
			5,378,000.00	-	-	-	5,378,000.00	-	-	-	-	-	-	-	-	-	-	-	-	-	-	-	
			11,122,000.00	-	-	-	11,122,000.00	-	-	-	-	-	-	-	-	-	-	-	-	-	-	-	-
			5,378,000.00	-	-	-	5,378,000.00	-	-	-	-	-	-	-	-	-	-	-	-	-	-	-	-
			11,122,000.00	-	-	-	11,122,000.00	-	-	-	-	-	-	-	-	-	-	-	-	-	-	-	-
USAID SOCIAL PERSON	2024-01-1583	2/27/24	11,122,000.00	-	-	-	11,122,000.00	-	-	-	-	-	-	-	-	-	-	-	-	-	-	-	
			5,378,000.00	-	-	-	5,378,000.00	-	-	-	-	-	-	-	-	-	-	-	-	-	-	-	
			11,122,000.00	-	-	-	11,122,000.00	-	-	-	-	-	-	-	-	-	-	-	-	-	-	-	-
			5,378,000.00	-	-	-	5,378,000.00	-	-	-	-	-	-	-	-	-	-	-	-	-	-	-	-
			11,122,000.00	-	-	-	11,122,000.00	-	-	-	-	-	-	-	-	-	-	-	-	-	-	-	-
USAID SOCIAL PERSON	2024-01-1583	2/27/24	11,122,000.00	-	-	-	11,122,000.00	-	-	-	-	-	-	-	-	-	-	-	-	-	-	-	
			5,378,000.00	-	-	-	5,378,000.00	-	-	-	-	-	-	-	-	-	-	-	-	-	-	-	
			11,122,000.00	-	-	-	11,122,000.00	-	-	-	-	-	-	-	-	-	-	-	-	-	-	-	-
			5,378,000.00	-	-	-	5,378,000.00	-	-	-	-	-	-	-	-	-	-	-	-	-	-	-	-
			11,122,000.00	-	-	-	11,122,000.00	-	-	-	-	-	-	-	-	-	-	-	-	-	-	-	-

Department/Agency/Title/Project	Fiscal Year	Request	Disbursements				Disbursements Funds Transferred To				Disbursements				Original Obligations	Unexpended Fund Transferred				
			1st Quarter ending March 31	2nd Quarter ending June 30	3rd Quarter ending Sept. 30	4th Quarter ending Dec. 31	Total 2 - (4) = 471	1st Quarter ending March 31	2nd Quarter ending June 30	3rd Quarter ending Sept. 30	4th Quarter ending Dec. 31	Total 13 - (4) = 1412	1st Quarter ending March 31	2nd Quarter ending June 30			3rd Quarter ending Sept. 30	4th Quarter ending Dec. 31	Total 18 = (18) = 171	
ES&S SOCIAL PENSION	2004-01-01	3202704	13,571,500.00	-	-	-	13,571,500.00	-	-	-	-	-	-	-	-	-	-	13,571,500.00	13,571,500.00	
			13,571,500.00	-	-	-	13,571,500.00	-	-	-	-	-	-	-	-	-	-	-	13,571,500.00	13,571,500.00
FINANCE BOND	2004-01-01	3202704	-	-	-	-	-	-	-	-	-	-	-	-	-	-	-	-	-	
			-	-	-	-	-	-	-	-	-	-	-	-	-	-	-	-	-	-
FINANCE SOCIAL PENSION	2004-01-01	3202704	10,000,000.00	-	-	-	10,000,000.00	10,000,000.00	-	-	-	-	-	-	-	-	-	-	-	10,000,000.00
			10,000,000.00	-	-	-	10,000,000.00	10,000,000.00	-	-	-	-	-	-	-	-	-	-	-	10,000,000.00
FINANCE SOCIAL PENSION	2004-01-01	3202704	10,000,000.00	-	-	-	10,000,000.00	10,000,000.00	-	-	-	-	-	-	-	-	-	-	-	10,000,000.00
			10,000,000.00	-	-	-	10,000,000.00	10,000,000.00	-	-	-	-	-	-	-	-	-	-	-	10,000,000.00
FINANCE SOCIAL PENSION	2004-01-01	3202704	14,000,000.00	-	-	-	14,000,000.00	14,000,000.00	-	-	-	-	-	-	-	-	-	-	-	14,000,000.00
			14,000,000.00	-	-	-	14,000,000.00	14,000,000.00	-	-	-	-	-	-	-	-	-	-	-	14,000,000.00
FINANCE SOCIAL PENSION	2004-01-01	3202704	13,000,000.00	-	-	-	13,000,000.00	13,000,000.00	-	-	-	-	-	-	-	-	-	-	-	13,000,000.00
			13,000,000.00	-	-	-	13,000,000.00	13,000,000.00	-	-	-	-	-	-	-	-	-	-	-	13,000,000.00
FINANCE SOCIAL PENSION	2004-01-01	3202704	15,200,000.00	-	-	-	15,200,000.00	15,200,000.00	-	-	-	-	-	-	-	-	-	-	-	15,200,000.00
			15,200,000.00	-	-	-	15,200,000.00	15,200,000.00	-	-	-	-	-	-	-	-	-	-	-	15,200,000.00
FINANCE SOCIAL PENSION	2004-01-01	3202704	14,000,000.00	-	-	-	14,000,000.00	14,000,000.00	-	-	-	-	-	-	-	-	-	-	-	14,000,000.00
			14,000,000.00	-	-	-	14,000,000.00	14,000,000.00	-	-	-	-	-	-	-	-	-	-	-	14,000,000.00
FINANCE SOCIAL PENSION	2004-01-01	3202704	15,200,000.00	-	-	-	15,200,000.00	15,200,000.00	-	-	-	-	-	-	-	-	-	-	-	15,200,000.00
			15,200,000.00	-	-	-	15,200,000.00	15,200,000.00	-	-	-	-	-	-	-	-	-	-	-	15,200,000.00
FINANCE SOCIAL PENSION	2004-01-01	3202704	14,000,000.00	-	-	-	14,000,000.00	14,000,000.00	-	-	-	-	-	-	-	-	-	-	-	14,000,000.00
			14,000,000.00	-	-	-	14,000,000.00	14,000,000.00	-	-	-	-	-	-	-	-	-	-	-	14,000,000.00
FINANCE SOCIAL PENSION	2004-01-01	3202704	14,000,000.00	-	-	-	14,000,000.00	14,000,000.00	-	-	-	-	-	-	-	-	-	-	-	14,000,000.00
			14,000,000.00	-	-	-	14,000,000.00	14,000,000.00	-	-	-	-	-	-	-	-	-	-	-	14,000,000.00
FINANCE SOCIAL PENSION	2004-01-01	3202704	14,000,000.00	-	-	-	14,000,000.00	14,000,000.00	-	-	-	-	-	-	-	-	-	-	-	14,000,000.00
			14,000,000.00	-	-	-	14,000,000.00	14,000,000.00	-	-	-	-	-	-	-	-	-	-	-	14,000,000.00
FINANCE SOCIAL PENSION	2004-01-01	3202704	14,000,000.00	-	-	-	14,000,000.00	14,000,000.00	-	-	-	-	-	-	-	-	-	-	-	14,000,000.00
			14,000,000.00	-	-	-	14,000,000.00	14,000,000.00	-	-	-	-	-	-	-	-	-	-	-	14,000,000.00
FINANCE SOCIAL PENSION	2004-01-01	3202704	14,000,000.00	-	-	-	14,000,000.00	14,000,000.00	-	-	-	-	-	-	-	-	-	-	-	14,000,000.00
			14,000,000.00	-	-	-	14,000,000.00	14,000,000.00	-	-	-	-	-	-	-	-	-	-	-	14,000,000.00
FINANCE SOCIAL PENSION	2004-01-01	3202704	14,000,000.00	-	-	-	14,000,000.00	14,000,000.00	-	-	-	-	-	-	-	-	-	-	-	14,000,000.00
			14,000,000.00	-	-	-	14,000,000.00	14,000,000.00	-	-	-	-	-	-	-	-	-	-	-	14,000,000.00
FINANCE SOCIAL PENSION	2004-01-01	3202704	14,000,000.00	-	-	-	14,000,000.00	14,000,000.00	-	-	-	-	-	-	-	-	-	-	-	14,000,000.00
			14,000,000.00	-	-	-	14,000,000.00	14,000,000.00	-	-	-	-	-	-	-	-	-	-	-	14,000,000.00
FINANCE SOCIAL PENSION	2004-01-01	3202704	14,000,000.00	-	-	-	14,000,000.00	14,000,000.00	-	-	-	-	-	-	-	-	-	-	-	14,000,000.00
			14,000,000.00	-	-	-	14,000,000.00	14,000,000.00	-	-	-	-	-	-	-	-	-	-	-	14,000,000.00
FINANCE SOCIAL PENSION	2004-01-01	3202704	14,000,000.00	-	-	-	14,000,000.00	14,000,000.00	-	-	-	-	-	-	-	-	-	-	-	14,000,000.00
			14,000,000.00	-	-	-	14,000,000.00	14,000,000.00	-	-	-	-	-	-	-	-	-	-	-	14,000,000.00

Implementing Agency and Project	Contract Receipt and Status		Disbursements							Disbursements Froms Transferred to							Liquidations					Unpaid Disbursements	Unliquidated Fund Transfers								
	Number	Date	1st Quarter ending March 31	2nd Quarter ending April 30	3rd Quarter ending May 31	4th Quarter ending Dec 31	Total 1-12-42	1st Quarter ending March 31	2nd Quarter ending June 30	3rd Quarter ending Sept. 30	4th Quarter ending Dec. 31	Total 1-12-42	1st Quarter ending March 31	2nd Quarter ending June 30	3rd Quarter ending Sept. 30	4th Quarter ending Dec. 31	Total														
ROADS																															
ROAD SOCIAL PENSION	27-24410-2034-02-804	2/28/23	4,591,000.00	-	-	-	4,591,000.00	4,591,000.00	-	-	-	4,591,000.00	4,591,000.00	-	-	-	4,591,000.00	-	-	-	-	-	-	-	-	-	-	4,591,000.00	4,591,000.00	-	
ROAD SOCIAL PENSION	2034-02-804	3/2/24	16,716,000.00	-	-	-	16,716,000.00	16,716,000.00	-	-	-	16,716,000.00	16,716,000.00	-	-	-	16,716,000.00	-	-	-	-	-	-	-	-	-	-	-	16,716,000.00	16,716,000.00	
ROAD																															
ROAD SOCIAL PENSION	02-10151-2014-20-877	2/22/24	8,954,000.00	-	-	-	8,954,000.00	8,954,000.00	-	-	-	8,954,000.00	8,954,000.00	-	-	-	8,954,000.00	-	-	-	-	-	-	-	-	-	-	-	8,954,000.00	8,954,000.00	
ROAD SOCIAL PENSION	2014-1-421	3/7/24	8,439,000.00	-	-	-	8,439,000.00	8,439,000.00	-	-	-	8,439,000.00	8,439,000.00	-	-	-	8,439,000.00	-	-	-	-	-	-	-	-	-	-	-	8,439,000.00	8,439,000.00	
ROAD																															
ROAD SOCIAL PENSION	2242-1-183	3/5/24	19,876,000.00	-	-	-	19,876,000.00	19,876,000.00	-	-	-	19,876,000.00	19,876,000.00	-	-	-	19,876,000.00	-	-	-	-	-	-	-	-	-	-	-	19,876,000.00	19,876,000.00	
ROAD																															
ROAD SOCIAL PENSION	02-10151-2014-20-880	2/26/24	11,281,000.00	-	-	-	11,281,000.00	11,281,000.00	-	-	-	11,281,000.00	11,281,000.00	-	-	-	11,281,000.00	-	-	-	-	-	-	-	-	-	-	-	11,281,000.00	11,281,000.00	
ROAD SOCIAL PENSION	2242-1-423	3/7/24	8,817,000.00	-	-	-	8,817,000.00	8,817,000.00	-	-	-	8,817,000.00	8,817,000.00	-	-	-	8,817,000.00	-	-	-	-	-	-	-	-	-	-	-	8,817,000.00	8,817,000.00	
ROAD																															
ROAD SOCIAL PENSION	02-10151-2014-20-897	2/22/24	21,216,000.00	-	-	-	21,216,000.00	21,216,000.00	-	-	-	21,216,000.00	21,216,000.00	-	-	-	21,216,000.00	-	-	-	-	-	-	-	-	-	-	-	21,216,000.00	21,216,000.00	
ROAD SOCIAL PENSION	2242-1-1028	3/7/24	9,817,000.00	-	-	-	9,817,000.00	9,817,000.00	-	-	-	9,817,000.00	9,817,000.00	-	-	-	9,817,000.00	-	-	-	-	-	-	-	-	-	-	-	9,817,000.00	9,817,000.00	
ROAD																															
ROAD SOCIAL PENSION	02-10151-2014-20-917	2/22/24	21,216,000.00	-	-	-	21,216,000.00	21,216,000.00	-	-	-	21,216,000.00	21,216,000.00	-	-	-	21,216,000.00	-	-	-	-	-	-	-	-	-	-	-	21,216,000.00	21,216,000.00	
ROAD SOCIAL PENSION	2242-1-1028	3/7/24	9,817,000.00	-	-	-	9,817,000.00	9,817,000.00	-	-	-	9,817,000.00	9,817,000.00	-	-	-	9,817,000.00	-	-	-	-	-	-	-	-	-	-	-	9,817,000.00	9,817,000.00	
ROAD																															
ROAD SOCIAL PENSION	02-10151-2014-20-929	2/22/24	13,816,000.00	-	-	-	13,816,000.00	13,816,000.00	-	-	-	13,816,000.00	13,816,000.00	-	-	-	13,816,000.00	-	-	-	-	-	-	-	-	-	-	-	13,816,000.00	13,816,000.00	
ROAD SOCIAL PENSION	2242-1-1028	3/7/24	5,012,000.00	-	-	-	5,012,000.00	5,012,000.00	-	-	-	5,012,000.00	5,012,000.00	-	-	-	5,012,000.00	-	-	-	-	-	-	-	-	-	-	-	5,012,000.00	5,012,000.00	
ROAD																															
ROAD SOCIAL PENSION	02-10151-2014-20-939	2/22/24	13,816,000.00	-	-	-	13,816,000.00	13,816,000.00	-	-	-	13,816,000.00	13,816,000.00	-	-	-	13,816,000.00	-	-	-	-	-	-	-	-	-	-	-	13,816,000.00	13,816,000.00	
ROAD SOCIAL PENSION	2242-1-1028	3/7/24	5,012,000.00	-	-	-	5,012,000.00	5,012,000.00	-	-	-	5,012,000.00	5,012,000.00	-	-	-	5,012,000.00	-	-	-	-	-	-	-	-	-	-	-	5,012,000.00	5,012,000.00	
ROAD																															
ROAD SOCIAL PENSION	02-10151-2014-20-949	2/22/24	13,816,000.00	-	-	-	13,816,000.00	13,816,000.00	-	-	-	13,816,000.00	13,816,000.00	-	-	-	13,816,000.00	-	-	-	-	-	-	-	-	-	-	-	13,816,000.00	13,816,000.00	
ROAD SOCIAL PENSION	2242-1-1028	3/7/24	5,012,000.00	-	-	-	5,012,000.00	5,012,000.00	-	-	-	5,012,000.00	5,012,000.00	-	-	-	5,012,000.00	-	-	-	-	-	-	-	-	-	-	-	5,012,000.00	5,012,000.00	

Engineering Applications and Projects	Delegation Request and Status		Outpaces								Debitumenda Funds Forwarded To)				Liquidity					Budgetary Dispositions	Unassigned Fund Balance
	Number	Date	1st Quarter ending	2nd Quarter ending	3rd Quarter ending	4th Quarter ending	Total	1st Quarter ending	2nd Quarter ending	3rd Quarter ending	4th Quarter ending	Total	1st Quarter ending	2nd Quarter ending	3rd Quarter ending	4th Quarter ending	Total	49 = (C-19)	20 = (11-18)		
			March 31	ending June 30	ending Sept. 30	ending Dec. 31		March 31	ending June 30	ending Sept. 30	ending Dec. 31		March 31	ending June 30	ending Sept. 30	ending Dec. 31					
1	2	3	4	5	6	7	8 = (4+5+6+7)	9	10	11	12	13 = (9+10+11+12)	14	15	16	17	18 = (14+15+16+17)	19 = (C-19)	20 = (11-18)		
88629.10794			855,242,929.06				855,242,929.06	716,736,000.00				716,736,000.00						379,844,000.00	716,736,000.00		
14			848,342,000.00				848,342,000.00	716,736,000.00				716,736,000.00						379,844,000.00	716,736,000.00		

Certified Correct

XANTHI ROMEMILA J. VALLECERA
 Head, Budget Section
 Date

Certified Correct

ROSALIA GRACE E. RUYAKABO
 Head, Accounting Section
 Date

Certified Correct

RIDWAN P. NUGROHO
 Regional Director
 Date

STATEMENT OF OBLIGATIONS, DISBURSEMENTS, LIQUIDATIONS AND BALANCES for INTER-AGENCY FUND TRANSFERS
As of the Quarter Ending March 31, 2024

FAR 1-C

Department: Department of Social Welfare and Development
Field Office: 10
Operating Unit: All
Organization Code (UACS): 206010000000
Funding Source Code: 01 Regular Agency Fund

<input checked="" type="checkbox"/>	Current Year Appropriations
<input type="checkbox"/>	Supplemental Appropriations
<input type="checkbox"/>	Continuing Appropriations

Implementing Agencies and Projects	Obligations Requested and Status		Obligations		Disbursements		Liquidations		Unliquidated Fund Transfers
	Number	Date	1st Quarter ending March 31	Total	1st Quarter ending March 31	Total	1st Quarter ending March 31	Total	
LGU-MEDINA, MIS OR									
MOOE			1,500,000.00	1,500,000.00	1,500,000.00	1,500,000.00	-	-	1,500,000.00
AICS	381	02/08/2024	1,500,000.00	1,500,000.00	1,500,000.00	1,500,000.00	-	-	1,500,000.00
LGU-SUMILAO, BUKIDNON									
MOOE			1,510,000.00	1,510,000.00	1,510,000.00	1,510,000.00	-	-	1,510,000.00
AICS	563	02/19/2024	1,510,000.00	1,510,000.00	1,510,000.00	1,510,000.00	-	-	1,510,000.00
PROVINCIAL GOVERNMENT OF CAGAYAN									
MOOE			79,997,821.96	79,997,821.96	79,997,821.96	79,997,821.96	-	-	79,997,821.96
AICS	630	02/14/2024	79,997,821.96	79,997,821.96	79,997,821.96	79,997,821.96	-	-	79,997,821.96
LGU-JIMINEZ, MIS OCC									
MOOE			500,000.00	500,000.00	500,000.00	500,000.00	-	-	500,000.00
AICS	810	02/18/2024	500,000.00	500,000.00	500,000.00	500,000.00	-	-	500,000.00
CITY GOVERNMENT OF OZAMBA, MIS OCC									
MOOE			18,000,000.00	18,000,000.00	18,000,000.00	18,000,000.00	-	-	18,000,000.00
AICS	1601	03/13/2024	18,000,000.00	18,000,000.00	18,000,000.00	18,000,000.00	-	-	18,000,000.00
GRAND TOTAL									
MOOE			101,507,821.96	101,507,821.96	101,507,821.96	101,507,821.96	-	-	101,507,821.96
AICS			101,507,821.96	101,507,821.96	101,507,821.96	101,507,821.96	-	-	101,507,821.96

Certified Correct:

Certified Correct:

Noted By:

Approved by:

MELPE J. B. MUGHANAY
Budget Officer
Date:

HANLYN T. C. FRANCA, CPA
Accountant III
Date:

BELLENE L. ARENA-AMMAD
FMD Division Chief
Date:

RAMEL F. JAREÑO for the Regional Director
Regional Director
Date:

SALMAH M. BASHIR PHD, DScN, CMAA
ASSI REGIONAL DIRECTOR FOR ADMINISTRATION
Date:

Department: Department of Social Welfare and Development
 Agency: Field Office XI, Davao City
 Operating Unit: Financial Management Service
 Organization Code (OUCS): 20 001 03 00011
 Funding Source Code: 10

STATEMENT OF OBLIGATIONS, DISBURSEMENTS, LIQUIDATIONS AND BALANCES FOR INTER-AGENCY FUND TRANSFERS
 As of the 1st Quarter Ending of March 31, 2024

Current Year Appropriations
 Supplemental Appropriations
 Continuing Appropriations

Item	Obligation Request and Status Number	Date	Obligations				Total ending March 31	Disbursements (Funds Transferred To)				Liquidations				Unpaid Obligations ending March 31	Unliquidated Funds Transfers ending March 31
			1st Quarter ending March 31	2nd Quarter ending June 30	3rd Quarter ending Sept. 30	4th Quarter ending Dec. 31		1st Quarter ending March 31	2nd Quarter ending June 30	3rd Quarter ending September 30	4th Quarter ending Dec. 31	1st Quarter ending March 31	2nd Quarter ending June 30	3rd Quarter ending Sept. 30	4th Quarter ending Dec. 31		
IPRM Procurement Service	2	25/03/2024	55,640.00	0.00	0.00	0.00	55,640.00	0.00	0.00	0.00	0.00	0.00	0.00	0.00	0.00	0.00	0.00
NS																	
MOOE			55,640.00	0.00	0.00	0.00	55,640.00	0.00	0.00	0.00	0.00	0.00	0.00	0.00	0.00	0.00	0.00
FE			0.00	0.00	0.00	0.00	0.00	0.00	0.00	0.00	0.00	0.00	0.00	0.00	0.00	0.00	0.00
CO			0.00	0.00	0.00	0.00	0.00	0.00	0.00	0.00	0.00	0.00	0.00	0.00	0.00	0.00	0.00
Grand Total			55,640.00	0.00	0.00	0.00	55,640.00	0.00	0.00	0.00	0.00	0.00	0.00	0.00	0.00	0.00	0.00

Certified Correct:
APRILE MAE C. MASQUILANG
 Chief Accountant
 Date:

Certified Correct:
JEAN Y. MAE C. BALINETA
 Chief Accountant
 Date:

Recommended Approval:
EDUARDO L. MAYORITA
 APO to Administration
 Date:

Approved By:
ATTY. VANESSA B. GOC-OH
 Regional Director
 Date:

STATEMENT OF OBLIGATIONS, DISBURSEMENTS, LIQUIDATIONS AND BALANCES for INTER-AGENCY FUND TRANSFERS
 As of the Quarter Ending March 31, 2024

FAR 1-C

Department: Department of Social Welfare and Development
 Agency : Field Office Caraga
 Operating Unit :
 Funding Source Code: 01 Regular Agency Fund

X	Current Year Appropriations
	Supplemental Appropriations
	Continuing Appropriations

Implementing Agencies and Projects	Obligation Request and Status		1st Quarter ending Mar. 31	Total	1st Quarter ending March 31	Total	1st Quarter ending March 31	Total	Unpaid Obligations	Unliquidated Fund Transfers
	Number	Date								
FO XIII- LGUs										
Esperanza-Aguasan del Sur			88,975.98		88,975.98		88,975.98		-	88,975.98
PS										
MOOE			86,975.98		86,975.98		86,975.98		-	86,975.98
DSWD KALAHI CIDSS	23-8-11109	03/22/24	25,632.49		25,632.49		25,632.49		-	25,632.49
DSWD KALAHI CIDSS	23-8-11111	03/22/24	17,616.35		17,616.35		17,616.35		-	17,616.35
DSWD KALAHI CIDSS	23-8-11325	03/22/24	28,113.73		28,113.73		28,113.73		-	28,113.73
DSWD KALAHI CIDSS	23-8-11308	03/22/24	5,958.50		5,958.50		5,958.50		-	5,958.50
DSWD KALAHI CIDSS	23-12-21471	03/22/24	9,654.89		9,654.89		9,654.89		-	9,654.89
CO										
Carmen - Surigao del Sur			163,447.13		163,447.13		163,447.13		-	163,447.13
PS										
MOOE			163,447.13		163,447.13		163,447.13		-	163,447.13
DSWD KALAHI CIDSS KKB	23-9-12215	03/22/24	75,190.53		75,190.53		75,190.53		-	75,190.53
DSWD KALAHI CIDSS KKB	23-9-12217	03/22/24	88,256.60		88,256.60		88,256.60		-	88,256.60
CO										
Lozano- PDI			18,411.90		18,411.90		18,411.90		-	18,411.90
PS										
MOOE			18,411.90		18,411.90		18,411.90		-	18,411.90
BP2PLIBERTY	23-12-21455	07/16/24	18,411.90		18,411.90		18,411.90		-	18,411.90
San Luis - Agusan del Sur			37,844.32		37,844.32		37,844.32		-	37,844.32
PS										

Implementing Agencies and Projects	Obligation Request and Status		1st Quarter ending Mar. 31	Total	1st Quarter ending March 31	Total	1st Quarter ending March 31	Total	Unpaid Obligations	Unliquidated Fund Transfers
	Number	Date								
MODE DSWDKALAHICIDSS OSV/DKALAHICIDSS PAMANA BRGY WEGGUAM	23-12-21462 23-8-11302	02/15/24 03/22/24	37,844.32 19,337.68 18,506.64	37,844.32 19,337.68 18,506.64	37,844.32 19,337.68 18,506.64	37,844.32 19,337.68 18,506.64	- - -	- - -	- - -	37,844.32 19,337.68 18,506.64
GRAND TOTAL			306,679.31	306,679.31	306,679.31	306,679.31	-	-	-	306,679.31
PS										
MODE			306,679.31	306,679.31	306,679.31	306,679.31	-	-	-	306,679.31
FE										
OO										

[Signature]
TERESA M. BIDAURE
 BUDGET OFFICER
 Date: *14*

[Signature]
GRETCHEN F. ESCALA
 Accountant III
 Date:

[Signature]
MARY ANN M. MANILA
 SAO/F FHD Chief
 Date:

MARI-FLO R. DOLLAGA-LIBANG
 Regional Director
 Date:

[Signature]
TRISTAN C. ELEN, PH.D., MA, REE
 Director