

MONTHLY REPORT OF DISBURSEMENTS
For the month of February 2024

Main financial table with columns for Department (DSWD), Agency (Office of the Secretary), Operating Unit (Regional Office - ALL), and various budget and payable categories (CURRENT YEAR BUDGET, PRIOR YEAR'S ACCOUNTS PAYABLE, CURRENT YEAR'S ACCOUNTS PAYABLE, GRAND TOTAL).

SUMMARY table with columns: Particulars, Previous Report, This Month, As of Date. Includes rows for Total Disbursement Authorities Received, NCA, NTA, Working Fund, TRA, CDC, NCA, Less: Notice of Transfer of Allotments (NTA) issued, Total Disbursement Authorities Available, Less: Other Non-Cash Disbursements, Disbursements effected through outright deductions from claims, Overpayment of expenses (e.g. personnel benefits), Restitution for loss of government property, Liquidated damages and similar claims, Others (e.g. TEF, BTr, Docs Stamp, etc.), Add/Less: Adjustments (e.g. cancelled/staled checks), Balance of Disbursement Authorities as at date, Total Disbursements Program, Less: Actual Disbursements, Over/Under spending.


Certified Correct:
JOBELLE S. ROSTATA
Agency Chief Accountant
Date: *[Signature]*


Approved By:
ATTY. EDWARD JUSTINE R. ORDEN
Undersecretary, General Administration and Support Services
Date: *[Signature]*
65 MAR 2024

MONTHLY REPORT OF DISBURSEMENTS
For the month of February 2024

Department: Department of Social Welfare and Development (DSWD)					Agency: Office of the Secretary					Operating Unit: Regional Office - ALL												
Organization Code (UACS):					Fund Cluster: 02 - Foreign Assisted Project					Report Status: SUBMITTED												
PARTICULARS	CURRENT YEAR BUDGET				PRIOR YEAR'S ACCOUNTS PAYABLE				PRIOR YEAR'S BUDGET				CURRENT YEAR'S ACCOUNTS PAYABLE				SUB-TOTAL	GRAND TOTAL				REMARKS
	PS	MOOE	Fin. Exp	CO	TOTAL	PS	MOOE	Fin. Exp	CO	Sub-Total	PS	MOOE	Fin. Exp	CO	Sub-Total	TOTAL		MOOE	Fin. Exp	CO	TOTAL	
CASH DISBURSEMENTS	-	67,338,858.93	-	-	67,338,858.93	-	102,352,898.50	-	-	102,352,898.50	-	41,950,664.43	-	-	41,950,664.43	144,303,562.93	211,642,421.86	-	-	211,642,421.86		
Notice of Cash Allocation (NCA)	-	441,671.69	-	-	441,671.69	-	3,943,119.47	-	-	3,943,119.47	-	5,367,483.71	-	-	5,367,483.71	9,310,603.18	9,752,274.87	-	-	9,752,274.87		
MDS Checks Issued	-	441,671.69	-	-	441,671.69	-	3,943,119.47	-	-	3,943,119.47	-	5,367,483.71	-	-	5,367,483.71	9,310,603.18	9,752,274.87	-	-	9,752,274.87		
Advice to Debit Account	-	-	-	-	-	-	-	-	-	-	-	-	-	-	-	-	-	-	-	-		
Notice of Transfer Allotments (NTA)	-	66,897,187.24	-	-	66,897,187.24	-	98,409,779.03	-	-	98,409,779.03	-	36,583,180.72	-	-	36,583,180.72	134,992,959.75	201,890,146.99	-	-	201,890,146.99		
MDS Checks Issued	-	11,683,892.04	-	-	11,683,892.04	-	47,810,905.57	-	-	47,810,905.57	-	4,535,761.97	-	-	4,535,761.97	52,346,667.54	64,030,559.58	-	-	64,030,559.58		
Advice to Debit Account	-	55,213,295.20	-	-	55,213,295.20	-	50,598,873.46	-	-	50,598,873.46	-	32,047,418.75	-	-	32,047,418.75	82,646,292.21	137,859,587.41	-	-	137,859,587.41		
Working Fund for FAPs	-	-	-	-	-	-	-	-	-	-	-	-	-	-	-	-	-	-	-	-		
Cash Disbursement Ceiling (CDC)	-	-	-	-	-	-	-	-	-	-	-	-	-	-	-	-	-	-	-	-		
TOTAL CASH DISBURSEMENTS	-	67,338,858.93	-	-	67,338,858.93	-	102,352,898.50	-	-	102,352,898.50	-	41,950,664.43	-	-	41,950,664.43	144,303,562.93	211,642,421.86	-	-	211,642,421.86		
NON-CASH DISBURSEMENTS	-	-	-	-	-	-	7,667,484.54	-	-	7,667,484.54	-	15,393.61	-	-	15,393.61	7,682,878.15	7,682,878.15	-	-	7,682,878.15		
Tax Remittance Advices Issued (TRA)	-	-	-	-	-	-	7,667,484.54	-	-	7,667,484.54	-	15,393.61	-	-	15,393.61	7,682,878.15	7,682,878.15	-	-	7,682,878.15		
Non-Cash Availment Authority (NCAA)	-	-	-	-	-	-	-	-	-	-	-	-	-	-	-	-	-	-	-	-		
Disbursements effected through outright	-	-	-	-	-	-	-	-	-	-	-	-	-	-	-	-	-	-	-	-		
Overpayment of expenses(e.g. personnel)	-	-	-	-	-	-	-	-	-	-	-	-	-	-	-	-	-	-	-	-		
Restitution for loss of government property	-	-	-	-	-	-	-	-	-	-	-	-	-	-	-	-	-	-	-	-		
Liquidated damages and similar claims	-	-	-	-	-	-	-	-	-	-	-	-	-	-	-	-	-	-	-	-		
Others(TEF, BTR-Documentary Stamp Tax,	-	-	-	-	-	-	-	-	-	-	-	-	-	-	-	-	-	-	-	-		
TOTAL NON-CASH DISBURSEMENTS	-	-	-	-	-	-	7,667,484.54	-	-	7,667,484.54	-	15,393.61	-	-	15,393.61	7,682,878.15	7,682,878.15	-	-	7,682,878.15		
GRAND TOTAL	-	67,338,858.93	-	-	67,338,858.93	-	110,020,383.04	-	-	110,020,383.04	-	41,966,058.04	-	-	41,966,058.04	151,986,441.08	219,325,300.01	-	-	219,325,300.01		

Particulars	Previous Report (2)	This Month (3)	As of Date (4)
Total Disbursement Authorities Received	1,481,961,243.40	6,371,273,789.38	7,853,235,032.78
NCA	-	3,842,547,980.06	3,842,547,980.06
NTA	126,907,780.00	2,521,042,931.17	2,647,950,711.17
Working Fund	1,354,931,376.16	-	1,354,931,376.16
TRA	122,087.24	7,682,878.15	7,804,965.39
CDC	-	-	-
NCAA	-	-	-
Less: Notice of Transfer of Allotments (NTA) issu	10,400.00	2,521,042,931.17	2,521,053,331.17
Total Disbursement Authorities Available	1,481,950,843.40	3,850,230,858.21	5,332,181,701.61
Less	-	-	-
Lapsed NCA	-	-	-
Disbursements	163,231,630.11	219,325,300.01	382,556,930.12
Less: Other Non-Cash Disbursements	-	-	-
Disbursements effected through outright	-	-	-
Overpayment of expenses(e.g. personnel bene	-	-	-
Restitution for loss of government property	-	-	-
Liquidated damages and similar claims	-	-	-
Others (e.g. TEF, BTR, Docs Stamp, etc.)	-	-	-
Add/Less: Adjustments (e.g. cancelled/staled ch	-	-	-
Balance of Disbursement Authorities as at date	1,318,719,213.29	3,630,905,558.20	4,949,624,771.49
Total Disbursements Program	8,987,897,944.01	132,716,334.75	9,120,614,278.76
Less: *Actual Disbursements	163,231,630.11	219,325,300.01	382,556,930.12
(Over)/Under spending	8,824,666,313.90	(86,608,965.26)	8,738,057,348.64

Certified Correct:

JANINE G. COSINO
 Chief, Accounting Division for Special Projects
 Date: **MAR 03 2024**

Approved By:

ATTY. EDUARDO JUSTINE R. ORDEN
 Undersecretary, GASSG
 Date: **08 MAR 2024**

M

MONTHLY REPORT OF DISBURSEMENTS
For the month of February 2024

FAR NO. 4

FUND CLUSTER 7


Department: Department of Social Welfare and Development (DSWD)						Operating Unit: Regional Office - ALL					
Organization Code (UACS):						Report Status: SUBMITTED					
PARTICULARS	TRUST LIABILITIES					GRAND TOTAL					REMARKS
	PS	MOOE	Fin. Exp	CO	TOTAL	PS	MOOE	Fin. Exp	CO	TOTAL	
CASH DISBURSEMENTS	-	147,276,148.53	-	-	147,276,148.53	-	147,276,148.53	-	-	147,276,148.53	
Notice of Cash Allocation (NCA)	-	147,276,148.53	-	-	147,276,148.53	-	147,276,148.53	-	-	147,276,148.53	
MDS Checks Issued	-	191,360.50	-	-	191,360.50	-	191,360.50	-	-	191,360.50	
Advice to Debit Account	-	147,084,788.03	-	-	147,084,788.03	-	147,084,788.03	-	-	147,084,788.03	
Notice of Transfer Allocations (NTA)	-	-	-	-	-	-	-	-	-	-	
MDS Checks Issued	-	-	-	-	-	-	-	-	-	-	
Advice to Debit Account	-	-	-	-	-	-	-	-	-	-	
Working Fund for FAPs	-	-	-	-	-	-	-	-	-	-	
Cash Disbursement Ceiling (CDC)	-	-	-	-	-	-	-	-	-	-	
TOTAL CASH DISBURSEMENTS	-	147,276,148.53	-	-	147,276,148.53	-	147,276,148.53	-	-	147,276,148.53	
NON-CASH DISBURSEMENTS	-	8,321,638.61	-	-	8,321,638.61	-	8,321,638.61	-	-	8,321,638.61	
Tax Remittance Advices Issued (TRA)	-	8,321,638.61	-	-	8,321,638.61	-	8,321,638.61	-	-	8,321,638.61	
Non-Cash Availment Authority (NCAA)	-	-	-	-	-	-	-	-	-	-	
Disbursements effected through outright deductions from claims (please specify...)	-	-	-	-	-	-	-	-	-	-	
Overpayment of expenses (e.g. personnel benefits)	-	-	-	-	-	-	-	-	-	-	
Restitution for loss of government property	-	-	-	-	-	-	-	-	-	-	
Liquidated damages and similar claims	-	-	-	-	-	-	-	-	-	-	
Others (TEF, BTr, Documentary Stamp Tax, etc.)	-	-	-	-	-	-	-	-	-	-	
TOTAL NON-CASH DISBURSEMENTS	-	8,321,638.61	-	-	8,321,638.61	-	8,321,638.61	-	-	8,321,638.61	
GRAND TOTAL	-	155,597,787.14	-	-	155,597,787.14	-	155,597,787.14	-	-	155,597,787.14	

SUMMARY			
Particulars	Previous Report	This Month	As of Date
(1)	(2)	(3)	(4)
Total Disbursement Authorities Received	252,080,875.00	1,070,825,904.91	1,322,906,779.91
NCA	252,080,875.00	1,031,750,952.00	1,283,831,827.00
NTA	-	30,753,314.30	30,753,314.30
Working Fund	-	-	-
TRA	-	8,321,638.61	8,321,638.61
CDC	-	-	-
NCAA	-	-	-
Less: Notice of Transfer of Allotments (NTA) Issued	-	30,753,314.30	30,753,314.30
Total Disbursement Authorities Available	252,080,875.00	1,040,072,590.61	1,292,153,465.61
Less:			
Lapsed NCA	-	-	-
Disbursements	740,502.94	155,597,787.14	156,338,290.08
Less: Other Non-Cash Disbursements	-	-	-
Disbursements effected through outright deductions from claims	-	-	-
Overpayment of expenses (e.g. personnel benefits)	-	-	-
Restitution for loss of government property	-	-	-
Liquidated damages and similar claims	-	-	-
Others (e.g. TEF, BTr, Docs Stamp, etc.)	-	-	-
Add/Less: Adjustments (e.g. cancelled/staled checks)	-	-	-
Balance of Disbursement Authorities as at date	251,340,372.06	884,474,803.47	1,135,815,175.53
Total Disbursements Program	252,080,875.00	1,039,927,527.25	1,292,003,402.25
Less: *Actual Disbursements	740,502.94	155,597,787.14	156,338,290.08
(Over)/Under spending	251,340,372.06	884,324,740.11	1,135,665,112.17

Certified Correct:


QBELE S. ROSTATA
Agency Chief Accountant
Date _____

Approved By:


ATTY. EDWARD JUSTINE R. ORDEN
Undersecretary, General Administration and Support Services
Date 08 MAR 2024