

FAR No. 1

STATEMENT OF APPROPRIATIONS, ALLOTMENTS, OBLIGATIONS, DISBURSEMENTS AND BALANCES

As of the 2nd Quarter June 30, 2024

Department: Department of Social Welfare and Development

Agency : OFFICE OF THE SECRETARY

Operating Unit : ALL

Organization Code (UACS): ALL


Funding Source Code: 02 - FOREIGN ASSISTED PROJECTS

X	Current Year Appropriations
	Supplemental Appropriations
	Continuing Appropriations

Program/Activity/Project (P/A/P) and Account Title	Account Code	Appropriations			Allotments					Current Year Obligations		
		Authorized Appropriation	Adjustments (Transfer To/From, Realignment)	Adjusted Appropriations	Allotments Received	Adjustments (Withdrawal, Realignment)	Transfer To	Transfer From	Adjusted Total Allotments	1st Quarter ending March 31	2nd Quarter ending June 30	3rd Quarter ending Sept. 30
1	2	3.00	4.00	5 = (3 + 4)	6.00	7.00	8.00	9.00	10 = ((6+(-)7)-8+9)	11.00	12.00	13.00
SPECIAL PURPOSE FUND												
SARO NO. BMB-B- 23-0014582 - dtd. Mar. 20, 2023 - (AF KC NCDDP)		-	3,781,492,308.00	3,781,492,308.00	3,781,492,308.00	-	(3,441,734,130.36)	3,441,734,130.36	3,781,492,308.00	1,814,803,448.53	877,602,784.53	-
PS		-	-	-	-	-	-	-	-	-	-	-
MOOE		-	3,758,107,008.00	3,758,107,008.00	3,758,107,008.00	-	(3,441,734,130.36)	3,441,734,130.36	3,758,107,008.00	1,809,847,252.53	877,602,784.53	-
FE		-	-	-	-	-	-	-	-	-	-	-
CO		-	23,385,300.00	23,385,300.00	23,385,300.00	-	-	-	23,385,300.00	4,956,196.00	-	-
SARO NO. BMB-B- 23-0013694 - dtd. Mar. 02, 2023 - (PMNP)		-	67,962,856.00	67,962,856.00	67,962,856.00	-	(64,756,442.52)	64,756,442.52	67,962,856.00	18,841,989.33	27,777,401.92	-
PS		-	-	-	-	-	-	-	-	-	-	-
MOOE		-	67,862,856.00	67,862,856.00	67,862,856.00	-	(64,756,442.52)	64,756,442.52	67,862,856.00	18,841,989.33	27,777,401.92	-
FE		-	-	-	-	-	-	-	-	-	-	-
CO		-	100,000.00	100,000.00	100,000.00	-	-	-	100,000.00	-	-	-
SARO No. BMB-B-24-0000428 dated February 15, 2024 (BFIRST)		-	150,148,000.00	150,148,000.00	150,148,000.00	-	(8,933,126.00)	8,933,126.00	150,148,000.00	7,675,694.00	8,826,863.74	-
PS		-	-	-	-	-	-	-	-	-	-	-
MOOE		-	126,805,000.00	126,805,000.00	126,805,000.00	-	(8,933,126.00)	8,933,126.00	126,805,000.00	7,675,694.00	6,196,863.74	-
FE		-	-	-	-	-	-	-	-	-	-	-
CO		-	23,343,000.00	23,343,000.00	23,343,000.00	-	-	-	23,343,000.00	-	2,630,000.00	-
TOTAL, SPECIAL PURPOSE FUND		-	3,999,603,164.00	3,999,603,164.00	3,999,603,164.00	-	(3,515,423,698.88)	3,515,423,698.88	3,999,603,164.00	1,841,321,131.86	914,207,050.19	-
PS		-	-	-	-	-	-	-	-	-	-	-
MOOE		-	3,952,774,864.00	3,952,774,864.00	3,952,774,864.00	-	(3,515,423,698.88)	3,515,423,698.88	3,952,774,864.00	1,836,364,935.86	911,577,050.19	-
FE		-	-	-	-	-	-	-	-	-	-	-
CO		-	46,828,300.00	46,828,300.00	46,828,300.00	-	-	-	46,828,300.00	4,956,196.00	2,630,000.00	-
GRAND TOTAL		-	3,999,603,164.00	3,999,603,164.00	3,999,603,164.00	-	(3,515,423,698.88)	3,515,423,698.88	3,999,603,164.00	1,841,321,131.86	914,207,050.19	-
PS		-	-	-	-	-	-	-	-	-	-	-
MOOE		-	3,952,774,864.00	3,952,774,864.00	3,952,774,864.00	-	(3,515,423,698.88)	3,515,423,698.88	3,952,774,864.00	1,836,364,935.86	911,577,050.19	-
FE		-	-	-	-	-	-	-	-	-	-	-
CO		-	46,828,300.00	46,828,300.00	46,828,300.00	-	-	-	46,828,300.00	4,956,196.00	2,630,000.00	-

Program/Activity/Project (P/A/P) and Account Title	Account Code	Current Year Obligations		Disbursements					Balances			
		4th Quarter ending Dec. 31	Total	1st Quarter ending March 31	2nd Quarter ending June 30	3rd Quarter ending Sept. 30	4th Quarter ending Dec. 31	Total	Unreleased Appropriations	Unobligated Allotment	Unpaid Obligations	
											Due and Demandable	Not Yet Due and Demandable
1	2	14.00	15=(11+12+13+14)	16.00	17.00	18.00	19.00	20=(16+17+18+19)	21=(5-10)	22=(10-15)	23.00	24.00
SPECIAL PURPOSE FUND												
SARO NO. BMB-B- 23-0014582 - dtd. Mar. 20, 2023 - (AF KC NCDDP)		-	2,692,406,233.06	505,928,609.86	1,645,930,761.38	-	-	2,151,859,371.24	-	1,089,086,074.94	-	540,546,861.82
PS		-	-	-	-	-	-	-	-	-	-	-
MOOE		-	2,687,450,037.06	505,928,609.86	1,645,930,761.38	-	-	2,151,859,371.24	-	1,070,656,970.94	-	535,590,665.82
FE		-	-	-	-	-	-	-	-	-	-	-
CO		-	4,956,196.00	-	-	-	-	-	-	18,429,104.00	-	4,956,196.00
SARO NO. BMB-B- 23-0013694 - dtd. Mar. 02, 2023 - (PMNP)		-	46,619,391.25	8,481,574.21	30,452,520.93	-	-	38,934,095.14	-	21,343,464.75	-	7,685,296.11
PS		-	-	-	-	-	-	-	-	-	-	-
MOOE		-	46,619,391.25	8,481,574.21	30,452,520.93	-	-	38,934,095.14	-	21,243,464.75	-	7,685,296.11
FE		-	-	-	-	-	-	-	-	-	-	-
CO		-	-	-	-	-	-	-	-	100,000.00	-	-
SARO No. BMB-B-24-0000428 dated February 15, 2024 (BFIRST)		-	16,502,557.74	498,497.42	1,971,271.26	-	-	2,469,768.68	-	133,645,442.26	-	14,032,789.06
PS		-	-	-	-	-	-	-	-	-	-	-
MOOE		-	13,872,557.74	498,497.42	1,971,271.26	-	-	2,469,768.68	-	112,932,442.26	-	11,402,789.06
FE		-	-	-	-	-	-	-	-	-	-	-
CO		-	2,630,000.00	-	-	-	-	-	-	20,713,000.00	-	2,630,000.00
TOTAL, SPECIAL PURPOSE FUND		-	2,755,528,182.05	514,908,681.49	1,678,354,553.57	-	-	2,193,263,235.06	-	1,244,074,981.95	-	562,264,946.99
PS		-	-	-	-	-	-	-	-	-	-	-
MOOE		-	2,747,941,986.05	514,908,681.49	1,678,354,553.57	-	-	2,193,263,235.06	-	1,204,832,877.95	-	554,678,750.99
FE		-	7,586,196.00	-	-	-	-	-	-	39,242,104.00	-	7,586,196.00
CO		-	-	-	-	-	-	-	-	-	-	-
GRAND TOTAL		-	2,755,528,182.05	514,908,681.49	1,678,354,553.57	-	-	2,193,263,235.06	-	1,244,074,981.95	-	562,264,946.99
PS		-	-	-	-	-	-	-	-	-	-	-
MOOE		-	2,747,941,986.05	514,908,681.49	1,678,354,553.57	-	-	2,193,263,235.06	-	1,204,832,877.95	-	554,678,750.99
FE		-	-	-	-	-	-	-	-	-	-	-
CO		-	7,586,196.00	-	-	-	-	-	-	39,242,104.00	-	7,586,196.00


Certified Correct:


 MARY JANE S. MANUEL
 OIC-Chief, Budget Division for Special Project
 Date:


Certified Correct:


 JANINE A. COSINO
 Chief, Accounting Division for Special Project
 Date:

Recommending Approval:


 WAYNE C. BELIZAR
 Director IV, FMS
 Date:
 Page 2 of 2

Approved by:


 ATTY. EDWARD JUSTINE R. ORDEN
 Undersecretary for GASSG
 Date: 18 JUL 2024