


MONTHLY REPORT OF DISBURSEMENTS  
For the month of July 2024

Main financial table with columns: Department (Department of Social Welfare and Development (DSWD)), Agency (Office of the Secretary), Operating Unit (Regional Office - ALL), Organization Code (UACS), and various budget and account payable categories (CURRENT YEAR BUDGET, PRIOR YEAR'S ACCOUNTS PAYABLE, PRIOR YEAR'S BUDGET, CURRENT YEAR'S ACCOUNTS PAYABLE, GRAND TOTAL). Rows include CASH DISBURSEMENTS, NON-CASH DISBURSEMENTS, and GRAND TOTAL.

SUMMARY table with columns: Particulars, Previous Report, This Month, As of Date. Rows include Total Disbursement Authorities Received, NCA, NTA, Working Fund, TRA, CDC, NCA, Less: Notice of Transfer of Allotments (NTA) issued, Less, Liquid NCA, Disbursements, Less: Other Non-Cash Disbursements, Disbursements effected through outright deductions from claims, Overpayment of expenses (e.g. personnel benefits), Restitution for loss of government property, Liquidated damages and similar claims, Others (e.g. TEF, BTR, Docs Stamp, etc.), Add/Less: Adjustments (e.g. cancelled/staled checks), Balance of Disbursement Authorities as at date, Total Disbursements Program, Less: \*Actual Disbursements, Over/Under spending.

Certified Correct  
  
JOBELLE S. ROSTAYA  
Agency Chief Accountant  
Date


Approved By  
  
ATTY. EDWARD JUSTINE R. ORDEN  
Undersecretary, General Administration and Support Services  
Date 08-AUG-2024

MONTHLY REPORT OF DISBURSEMENTS  
For the month of July 2024

Department: Department of Social Welfare and Development (DSWD)					Agency: Office of the Secretary					Operating Unit: Regional Office - ALL											
Organization Code (UACS):					Fund Cluster: 02 - Foreign Assisted Project					Report Status: SUBMITTED											
PARTICULARS	CURRENT YEAR BUDGET				PRIOR YEAR'S ACCOUNTS PAYABLE				PRIOR YEAR'S BUDGET				CURRENT YEAR'S ACCOUNTS PAYABLE				SUB-TOTAL	GRAND TOTAL			REMARKS
	PS	MOOE	Fin. Exp	CO	TOTAL	PS	MOOE	Fin. Exp	CO	Sub-Total	PS	MOOE	Fin. Exp	CO	Sub-Total	TOTAL		MOOE	Fin. Exp	CO	
CASH DISBURSEMENTS	-	200,553,663.71	-	4,690,685.50	205,244,349.21	-	(6,067,859.66)	-	-	(6,067,859.66)	-	83,424,051.18	-	-	83,424,051.18	77,356,191.52	282,600,540.73	277,909,855.23	-	4,690,685.50	282,600,540.73
Notice of Cash Allocation (NCA)	-	1,154,930.22	-	-	1,154,930.22	-	470,062.27	-	-	470,062.27	-	6,065,494.28	-	-	6,065,494.28	6,535,556.55	7,690,486.77	7,690,486.77	-	-	7,690,486.77
MDS Checks Issued	-	1,154,930.22	-	-	1,154,930.22	-	470,062.27	-	-	470,062.27	-	4,704,436.13	-	-	4,704,436.13	5,174,498.40	6,329,428.62	6,329,428.62	-	-	6,329,428.62
Advice to Debit Account	-	-	-	-	-	-	-	-	-	-	-	1,361,058.15	-	-	1,361,058.15	1,361,058.15	1,361,058.15	1,361,058.15	-	-	1,361,058.15
Notice of Transfer Allocations (NTA)	-	199,398,733.49	-	4,690,685.50	204,089,418.99	-	(6,537,921.93)	-	-	(6,537,921.93)	-	77,358,556.90	-	-	77,358,556.90	70,820,634.97	274,910,053.96	270,219,368.46	-	4,690,685.50	274,910,053.96
MDS Checks Issued	-	39,681,736.96	-	4,690,685.50	44,372,422.46	-	(3,108,255.30)	-	-	(3,108,255.30)	-	8,946,999.06	-	-	8,946,999.06	5,838,743.76	50,211,166.22	45,520,480.72	-	4,690,685.50	50,211,166.22
Advice to Debit Account	-	159,716,996.53	-	-	159,716,996.53	-	(3,429,666.63)	-	-	(3,429,666.63)	-	68,411,557.84	-	-	68,411,557.84	64,981,891.21	224,698,887.74	224,698,887.74	-	-	224,698,887.74
Working Fund for FAPs	-	-	-	-	-	-	-	-	-	-	-	-	-	-	-	-	-	-	-	-	-
Cash Disbursement Ceiling (CDC)	-	-	-	-	-	-	-	-	-	-	-	-	-	-	-	-	-	-	-	-	-
<b>TOTAL CASH DISBURSEMENTS</b>	-	<b>200,553,663.71</b>	-	<b>4,690,685.50</b>	<b>205,244,349.21</b>	-	<b>(6,067,859.66)</b>	-	-	<b>(6,067,859.66)</b>	-	<b>83,424,051.18</b>	-	-	<b>83,424,051.18</b>	<b>77,356,191.52</b>	<b>282,600,540.73</b>	<b>277,909,855.23</b>	-	<b>4,690,685.50</b>	<b>282,600,540.73</b>
NON-CASH DISBURSEMENTS	-	192,692.64	-	-	192,692.64	-	377,423.71	-	-	377,423.71	-	720,027.14	-	-	720,027.14	1,097,450.85	1,290,143.49	1,290,143.49	-	-	1,290,143.49
Tax Remittance Advices Issued (TRA)	-	192,692.64	-	-	192,692.64	-	377,423.71	-	-	377,423.71	-	720,027.14	-	-	720,027.14	1,097,450.85	1,290,143.49	1,290,143.49	-	-	1,290,143.49
Non-Cash Availment Authority	-	-	-	-	-	-	-	-	-	-	-	-	-	-	-	-	-	-	-	-	-
Disbursements effected through	-	-	-	-	-	-	-	-	-	-	-	-	-	-	-	-	-	-	-	-	-
Overpayment of expenses(e.g.	-	-	-	-	-	-	-	-	-	-	-	-	-	-	-	-	-	-	-	-	-
Restitution for loss of government	-	-	-	-	-	-	-	-	-	-	-	-	-	-	-	-	-	-	-	-	-
Liquidated damages and similar	-	-	-	-	-	-	-	-	-	-	-	-	-	-	-	-	-	-	-	-	-
Others(TEF, BTr-Documentary Stamp	-	-	-	-	-	-	-	-	-	-	-	-	-	-	-	-	-	-	-	-	-
<b>TOTAL NON-CASH DISBURSEMENTS</b>	-	<b>192,692.64</b>	-	<b>-</b>	<b>192,692.64</b>	-	<b>377,423.71</b>	-	-	<b>377,423.71</b>	-	<b>720,027.14</b>	-	-	<b>720,027.14</b>	<b>1,097,450.85</b>	<b>1,290,143.49</b>	<b>1,290,143.49</b>	-	<b>-</b>	<b>1,290,143.49</b>
<b>GRAND TOTAL</b>	-	<b>200,746,356.35</b>	-	<b>4,690,685.50</b>	<b>205,437,041.85</b>	-	<b>(5,690,435.95)</b>	-	-	<b>(5,690,435.95)</b>	-	<b>84,144,078.32</b>	-	-	<b>84,144,078.32</b>	<b>78,453,642.37</b>	<b>283,890,684.22</b>	<b>279,199,998.72</b>	-	<b>4,690,685.50</b>	<b>283,890,684.22</b>

Particulars	Previous Report	This Month	As of Date
(1)	(2)	(3)	(4)
Total Disbursement Authorities Receive	11,515,499,637.76	183,328,891.91	11,698,828,529.67
NCA	5,384,399,883.67	89,090,874.90	5,473,490,758.57
NTA	4,755,770,199.72	92,947,873.52	4,848,718,073.24
Working Fund	1,360,593,915.55	-	1,360,593,915.55
TRA	14,735,638.82	1,290,143.49	16,025,782.31
CDC	-	-	-
NCAA	-	-	-
Less: Notice of Transfer of Allotments (NTA)	4,743,667,181.31	92,947,873.52	4,836,615,054.83
Total Disbursement Authorities Available	6,771,832,456.45	90,381,018.39	6,862,213,474.84
Less:			
Lapsed NCA	-	-	-
Disbursements	4,063,430,320.67	283,890,684.22	4,347,321,004.89
Less: Other Non-Cash Disbursements	-	-	-
Disbursements effected through	-	-	-
Overpayment of expenses(e.g. personal	-	-	-
Restitution for loss of government property	-	-	-
Liquidated damages and similar claims	-	-	-
Others (e.g. TEF, BTr, Docs Stamp, etc)	-	-	-
Add/Less: Adjustments (e.g. cancelled/	(1,800.00)	-	(1,800.00)
Balance of Disbursement Authorities as of	2,708,400,335.78	(193,509,665.83)	2,514,890,669.95
Total Disbursements Program	8,987,897,944.01	97,961,168.38	9,085,859,112.39
Less: *Actual Disbursements	4,063,428,520.67	283,890,684.22	4,347,319,204.89
(Over)/Under spending	4,924,469,423.34	(185,929,515.84)	4,738,539,907.50

Certified Correct:  
  
**JANINE M. COSINO**  
 Chief, Accounting Division for Special Projects  
 Date: **AUG 07 2024**

Approved By:  
  
**APTY. EDWARD JUSTINE R. ORDEN**  
 Undersecretary, GASSG  
 Date: **08 AUG 2024**

**MONTHLY REPORT OF DISBURSEMENTS**  
For the month of July 2024

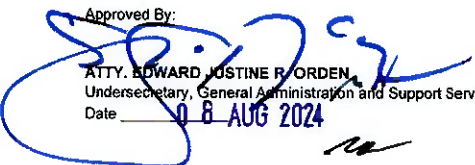
FAR NO. 4

FUND CLUSTER 3

Department: Department of Social Welfare and Development (DSWD)						Operating Unit: Regional Office - ALL					REMARKS
Organization Code (UACS):						Report Status: SUBMITTED					
PARTICULARS	CURRENT YEAR BUDGET					GRAND TOTAL					
	PS	MOOE	Fin. Exp	CO	TOTAL	PS	MOOE	Fin. Exp	CO	TOTAL	
<b>CASH DISBURSEMENTS</b>	-	-	-	-	-	-	-	-	-	-	-
Notice of Cash Allocation (NCA)	-	-	-	-	-	-	-	-	-	-	-
MDS Checks Issued	-	-	-	-	-	-	-	-	-	-	-
Advice to Debit Account	-	-	-	-	-	-	-	-	-	-	-
Notice of Transfer Allocations (NTA)	-	-	-	-	-	-	-	-	-	-	-
MDS Checks Issued	-	-	-	-	-	-	-	-	-	-	-
Advice to Debit Account	-	-	-	-	-	-	-	-	-	-	-
Working Fund for FAPs	-	-	-	-	-	-	-	-	-	-	-
Cash Disbursement Ceiling (CDC)	-	-	-	-	-	-	-	-	-	-	-
<b>TOTAL CASH DISBURSEMENTS</b>	-	-	-	-	-	-	-	-	-	-	-
<b>NON-CASH DISBURSEMENTS</b>	-	-	-	-	-	-	-	-	-	-	-
Tax Remittance Advices Issued (TRA)	-	-	-	-	-	-	-	-	-	-	-
Non-Cash Availment Authority (NCAA)	-	-	-	-	-	-	-	-	-	-	-
Disbursements effected through outright deductions from claims (please specify...)	-	-	-	-	-	-	-	-	-	-	-
Overpayment of expenses (e.g. personnel benefits)	-	-	-	-	-	-	-	-	-	-	-
Restitution for loss of government property	-	-	-	-	-	-	-	-	-	-	-
Liquidated damages and similar claims	-	-	-	-	-	-	-	-	-	-	-
Others (TEF, BTR, Documentary Stamp Tax, etc.)	-	-	-	-	-	-	-	-	-	-	-
<b>TOTAL NON-CASH DISBURSEMENTS</b>	-	-	-	-	-	-	-	-	-	-	-
<b>GRAND TOTAL</b>	-	-	-	-	-	-	-	-	-	-	-

SUMMARY			
Particulars	Previous Report	This Month	As of Date
(1)	(2)	(3)	(4)
Total Disbursement Authorities Received	44,993,485.00	16,782,954.00	61,776,439.00
NCA	28,536,981.00	10,384,477.00	38,921,458.00
NTA	16,456,504.00	6,398,477.00	22,854,981.00
Working Fund	-	-	-
TRA	-	-	-
CDC	-	-	-
NCAA	-	-	-
Less: Notice of Transfer of Allotments (NTA) issued	16,456,504.00	6,398,477.00	22,854,981.00
Total Disbursement Authorities Available	28,536,981.00	10,384,477.00	38,921,458.00
Less:			
Lapsed NCA	11,256,504.00	3,798,477.00	15,054,981.00
Disbursements	13,482,000.00	-	13,482,000.00
Less: Other Non-Cash Disbursements	-	-	-
Disbursements effected through outright deductions from claims	-	-	-
Overpayment of expenses (e.g. personnel benefits)	-	-	-
Restitution for loss of government property	-	-	-
Liquidated damages and similar claims	-	-	-
Others (e.g. TEF, BTR, Docs Stamp, etc.)	-	-	-
Add/Less: Adjustments (e.g. cancelled/staled checks)	-	-	-
Balance of Disbursement Authorities as at date	3,798,477.00	6,586,000.00	10,384,477.00
Total Disbursements Program	20,254,981.00	10,384,477.00	30,639,458.00
Less: *Actual Disbursements	13,482,000.00	-	13,482,000.00
(Over)/Under spending	6,772,981.00	10,384,477.00	17,157,458.00

Certified Correct:  
  
**JOBELLE S. ROSTATA**  
Agency, Chief Accountant  
Date \_\_\_\_\_

Approved By:  
  
**ATTY. EDWARD JUSTINE P. ORDEN**  
Undersecretary, General Administration and Support Services  
Date 08 AUG 2024


**MONTHLY REPORT OF DISBURSEMENTS**  
For the month of July 2024


FAR NO. 4

FUND CLUSTER 7

Department: Department of Social Welfare and Development (DSWD)						Operating Unit: Regional Office - ALL					REMARKS
Organization Code (UAACS):						Report Status: SUBMITTED					
PARTICULARS	TRUST LIABILITIES					GRAND TOTAL					
	PS	MOOE	Fin. Exp	CO	TOTAL	PS	MOOE	Fin. Exp	CO	TOTAL	
CASH DISBURSEMENTS	-	16,255,456.15	-	-	16,255,456.15	-	16,255,456.15	-	-	16,255,456.15	
Notice of Cash Allocation (NCA)	-	6,583,230.59	-	-	6,583,230.59	-	6,583,230.59	-	-	6,583,230.59	
MDS Checks Issued	-	346,279.35	-	-	346,279.35	-	346,279.35	-	-	346,279.35	
Advice to Debit Account	-	6,236,951.24	-	-	6,236,951.24	-	6,236,951.24	-	-	6,236,951.24	
Notice of Transfer Allocations (NTA)	-	9,672,225.56	-	-	9,672,225.56	-	9,672,225.56	-	-	9,672,225.56	
MDS Checks Issued	-	4,670,736.03	-	-	4,670,736.03	-	4,670,736.03	-	-	4,670,736.03	
Advice to Debit Account	-	5,001,489.53	-	-	5,001,489.53	-	5,001,489.53	-	-	5,001,489.53	
Working Fund for FAPs	-	-	-	-	-	-	-	-	-	-	
Cash Disbursement Ceiling (CDC)	-	-	-	-	-	-	-	-	-	-	
<b>TOTAL CASH DISBURSEMENTS</b>	-	16,255,456.15	-	-	16,255,456.15	-	16,255,456.15	-	-	16,255,456.15	
NON-CASH DISBURSEMENTS	-	499,791.41	-	-	499,791.41	-	499,791.41	-	-	499,791.41	
Tax Remittance Advices Issued (TRA)	-	499,791.41	-	-	499,791.41	-	499,791.41	-	-	499,791.41	
Non-Cash Availment Authority (NCAA)	-	-	-	-	-	-	-	-	-	-	
Disbursements effected through outright deductions from claims (please specify...)	-	-	-	-	-	-	-	-	-	-	
Overpayment of expenses(e.g. personnel benefits)	-	-	-	-	-	-	-	-	-	-	
Restitution for loss of government property	-	-	-	-	-	-	-	-	-	-	
Liquidated damages and similar claims	-	-	-	-	-	-	-	-	-	-	
Others(TEF, BTr-Documentary Stamp Tax, etc.)	-	-	-	-	-	-	-	-	-	-	
<b>TOTAL NON-CASH DISBURSEMENTS</b>	-	499,791.41	-	-	499,791.41	-	499,791.41	-	-	499,791.41	
<b>GRAND TOTAL</b>	-	16,755,247.56	-	-	16,755,247.56	-	16,755,247.56	-	-	16,755,247.56	

Particulars	Previous Report	This Month	As of Date
(1)	(2)	(3)	(4)
Total Disbursement Authorities Received	1,449,611,193.66	853,243,791.41	2,302,854,985.07
NCA	1,318,712,770.00	845,459,000.00	2,164,171,770.00
NTA	84,895,361.90	7,285,000.00	92,180,361.90
Working Fund	-	-	-
TRA	46,003,061.76	499,791.41	46,502,853.17
CDC	-	-	-
NCAA	-	-	-
Less: Notice of Transfer of Allotments (NTA) issued	84,895,361.90	7,285,000.00	92,180,361.90
<b>Total Disbursement Authorities Available</b>	<b>1,364,715,831.76</b>	<b>845,958,791.41</b>	<b>2,210,674,623.17</b>
Less:			
Lapsed NCA	-	-	-
Disbursements	865,834,862.90	16,755,247.56	882,590,110.46
Less: Other Non-Cash Disbursements	1,087,201.07	-	1,087,201.07
Disbursements effected through outright deductions from claims	-	-	-
Overpayment of expenses(e.g. personnel benefits)	-	-	-
Restitution for loss of government property	-	-	-
Liquidated damages and similar claims	1,087,201.07	-	1,087,201.07
Others (e.g. TEF, BTr, Docs Stamp, etc.)	-	-	-
<b>Add/Less: Adjustments (e.g. canceled/staled checks)</b>	<b>33,750.00</b>	<b>-</b>	<b>33,750.00</b>
Balance of Disbursement Authorities as at date	500,001,919.93	829,203,543.85	1,329,205,463.78
Total Disbursements Program	1,356,641,091.51	845,801,920.48	2,202,443,011.99
Less: *Actual Disbursements	864,781,411.83	16,755,247.56	881,536,659.39
<b>(Over)/Under spending</b>	<b>491,859,679.68</b>	<b>829,046,622.92</b>	<b>1,320,906,352.60</b>

Certified Correct:  
  
**JOBELLE S. ROSTATA**  
Agency, Chief Accountant  
Date

Approved By:  
  
**ATTY. EDWARD JUSTINE R. ORDEN**  
Undersecretary for General Administration and Support Services  
Date 16 AUG 2024