

*** STATEMENT OF OBLIGATIONS, DISBURSEMENTS, LIQUIDATIONS AND BALANCES for INTER-AGENCY FUND TRANSFERS**
Consolidated Central Office and Field Offices
As of the Quarter Ending December 31, 2023

FAR 1-C

CURRENT YEAR APPROPRIATIONS

Implementing Agencies and Projects	Obligation				Disbursements (Funds Transferred To)				Liquidations				Unpaid Obligations	Unliquidated Fund Transfers
	1st Quarter ending March 31	2nd Quarter ending June 30	3rd Quarter ending Sept. 30	Total	1st Quarter ending March 31	2nd Quarter ending June 30	3rd Quarter ending Sept. 30	Total	1st Quarter ending March 31	2nd Quarter ending June 30	3rd Quarter ending Sept. 30	Total		
MOOE	1	2	3	5=(1+2+3+4)	6	7	8	10=(6+7+8+9)	11	12	13	15=(11+12+13+14)	16=(5-10)	17=(10-15)
Department of Budget and Management - The Procurement Service														
Central Office	-	28,826,862.74	1,941,720.44	30,768,583.18	-	28,826,862.74	1,941,720.44	30,768,583.18	-	1,469,789.77	26,302,542.12	27,772,331.89	-	2,996,251.29
Field Offices	-	-	-	-	-	-	-	-	-	-	-	-	-	-
IVB	-	-	-	-	-	-	-	-	-	-	-	-	-	-
VII	51,213.55	-	-	51,213.55	51,213.55	-	-	51,213.55	6,426.00	-	44,787.55	51,213.55	-	-
XI	522,655.00	1,312,044.85	721,355.99	2,556,055.84	-	1,311,630.92	1,244,425.02	2,556,055.94	-	-	-	-	(0.10)	2,556,055.94
NCR	34,478.08	1,362,410.41	256,140.30	1,653,028.79	34,478.08	1,362,410.41	256,140.30	1,653,028.79	-	-	-	-	-	1,653,028.79
TOTAL	608,346.63	31,501,318.00	2,919,216.73	35,028,881.36	85,691.63	31,500,904.07	3,442,285.76	35,028,881.46	6,426.00	1,469,789.77	26,347,329.67	27,823,545.44	0.10	7,205,336.02
National Commission of Senior Citizens														
Central Office	-	1,794,040.00	-	1,794,040.00	-	1,794,040.00	-	1,794,040.00	-	-	-	-	-	1,794,040.00
TOTAL	-	1,794,040.00	-	1,794,040.00	-	1,794,040.00	-	1,794,040.00	-	-	-	-	-	1,794,040.00
Department of Public Works & Highways														
Central Office	-	3,615,500.00	-	3,615,500.00	-	3,615,500.00	-	3,615,500.00	-	-	-	-	-	3,615,500.00
TOTAL	-	3,615,500.00	-	3,615,500.00	-	3,615,500.00	-	3,615,500.00	-	-	-	-	-	3,615,500.00
Philippine Carabao Center														
Field Offices	-	-	-	-	-	-	-	-	-	-	-	-	-	-
IVB	-	-	16,876,440.00	16,876,440.00	-	-	16,876,440.00	16,876,440.00	-	-	-	-	-	16,876,440.00
TOTAL	-	-	16,876,440.00	16,876,440.00	-	-	16,876,440.00	16,876,440.00	-	-	-	-	-	16,876,440.00
National Food Authority														
Field Offices	-	-	-	-	-	-	-	-	-	-	-	-	-	-
IVB	-	-	-	-	-	-	-	-	-	-	-	-	-	-
VII	6,250,000.00	-	-	6,250,000.00	6,250,000.00	-	-	6,250,000.00	1,250,000.00	-	5,000,000.00	6,250,000.00	-	-
XI	-	-	-	-	-	-	-	-	-	-	-	-	-	-
TOTAL	6,250,000.00	-	-	6,250,000.00	6,250,000.00	-	-	6,250,000.00	1,250,000.00	-	5,000,000.00	6,250,000.00	-	-
National Printing Office														
Field Offices	-	-	-	-	-	-	-	-	-	-	-	-	-	-
NCR	20,000.00	-	-	20,000.00	20,000.00	-	-	20,000.00	-	-	-	-	-	20,000.00
TOTAL	20,000.00	-	-	20,000.00	20,000.00	-	-	20,000.00	-	-	-	-	-	20,000.00
Transfer to LGUs														
Field Offices	-	-	-	-	-	-	-	-	-	-	-	-	-	-
I	69,048,000.00	76,332,000.00	83,773,800.00	229,153,800.00	56,424,000.00	88,956,000.00	75,094,800.00	220,474,800.00	1,224,000.00	96,804,000.00	47,931,000.00	145,959,000.00	8,679,000.00	74,515,800.00
II	60,800,000.00	12,500,000.00	179,148,000.00	252,448,000.00	60,800,000.00	12,500,000.00	178,365,436.59	251,665,436.59	-	9,014,000.00	40,821,822.03	49,835,822.03	782,563.41	201,829,614.56
III	17,000,000.00	868,802,000.00	818,479,147.76	1,704,281,147.76	17,000,000.00	868,802,000.00	818,479,147.76	1,704,281,147.76	-	262,016,880.00	549,803,120.00	811,820,000.00	-	892,461,147.76
IVA	777,357,500.00	852,684,200.00	862,710,000.00	2,492,751,700.00	777,357,500.00	852,684,200.00	862,710,000.00	2,492,751,700.00	24,954,000.00	850,644,000.00	583,947,500.00	1,459,545,500.00	-	1,033,206,200.00
IVB	700,726,000.00	63,086,831.00	464,664,000.00	1,228,476,831.00	322,402,000.00	440,720,895.10	294,158,000.00	1,057,280,895.10	4,446,000.00	353,892,000.00	316,924,000.00	675,262,000.00	171,195,935.90	382,018,895.10
V	619,830,000.00	1,234,873,050.00	776,845,650.00	2,631,548,700.00	521,786,000.00	1,307,142,850.00	674,085,850.00	2,503,014,700.00	-	306,574,000.00	1,084,574,890.00	1,391,148,890.00	128,534,000.00	1,111,865,810.00
VI	817,884,000.00	167,298,000.00	2,065,332,600.00	3,050,514,600.00	488,478,000.00	496,704,000.00	1,097,914,200.00	2,083,096,200.00	55,734,000.00	566,550,000.00	673,882,400.00	1,296,166,400.00	967,418,400.00	786,929,800.00
VII	1,195,602,000.00	567,151,786.45	1,469,267,029.19	3,232,020,815.64	1,195,602,000.00	567,151,786.45	1,469,267,029.19	3,232,020,815.64	-	847,384,300.00	854,803,700.00	1,702,188,000.00	-	1,529,832,815.64
VIII	1,069,868,000.00	764,992,094.15	1,478,477,900.00	3,313,337,994.15	188,445,000.00	1,550,989,894.15	621,968,100.00	2,361,402,994.15	-	-	1,686,012,000.00	1,686,012,000.00	951,935,000.00	675,390,994.15
IX	885,342,000.00	35,352,000.00	415,107,835.60	1,335,801,835.60	714,756,000.00	205,938,000.00	414,413,360.93	1,335,107,360.93	-	448,032,000.00	437,880,000.00	885,912,000.00	694,474.67	449,195,360.93
X	101,507,821.96	71,395,200.00	233,066,000.00	405,969,021.96	101,507,821.96	60,652,647.04	235,975,675.92	398,136,144.92	-	59,445,530.94	2,134,070.15	61,579,601.09	7,832,877.04	336,556,543.83
XI	30,000,000.00	133,277,000.00	40,000,000.00	203,277,000.00	30,000,000.00	118,277,000.00	53,650,510.36	201,927,510.36	-	8,688,200.00	20,101,379.50	28,789,579.50	1,349,489.64	173,137,930.86
XII	-	-	-	-	-	-	-	-	-	-	-	-	-	-
NCR	-	781,422,000.00	74,007,000.00	855,429,000.00	-	781,422,000.00	74,007,000.00	855,429,000.00	-	-	-	-	-	855,429,000.00
CAR	-	92,334,248.45	58,247,600.00	150,581,848.45	-	-	105,628,452.72	105,628,452.72	-	-	7,110,661.07	7,110,661.07	44,953,395.73	98,517,791.65
CARAGA	306,679.31	37,024,910.62	171,568,643.47	208,900,233.40	306,679.31	37,024,910.62	171,568,643.47	208,900,233.40	-	204,671.56	1,498,918.37	1,703,589.93	-	207,196,643.47
TOTAL	6,345,272,001.27	5,758,525,320.67	9,190,695,206.02	21,294,492,527.96	4,474,865,001.27	7,388,966,163.36	7,147,286,206.94	19,011,117,391.57	86,358,000.00	3,809,249,582.50	6,307,425,461.12	10,203,033,043.62	2,283,375,136.39	6,808,084,347.95
TOTAL CURRENT YEAR APPROPRIATION	6,352,150,347.90	5,795,436,178.67	9,210,490,862.75	21,358,077,389.32	4,481,220,692.90	7,425,876,627.43	7,167,604,932.70	19,074,702,253.03	87,614,426.00	3,810,719,372.27	6,336,772,790.79	10,237,106,589.06	2,283,375,136.29	6,837,595,663.97

CONTINUING APPROPRIATIONS

Transfer to LGUs

Field Offices														
II	-	-	55,000,000.00	55,000,000.00	-	-	49,500,000.00	49,500,000.00	-	-	3,001,480.46	3,001,480.46	5,500,000.00	46,498,519.54
IV-B	-	-	-	-	-	-	-	-	-	-	-	-	-	-
VIII	-	10,055,105.85	-	10,055,105.85	-	8,930,105.85	-	8,930,105.85	-	-	-	-	1,125,000.00	8,930,105.85
X	-	-	-	-	-	-	-	-	-	-	-	-	-	-
XI	-	30,000,000.00	-	30,000,000.00	-	-	27,000,000.00	27,000,000.00	-	-	-	-	3,000,000.00	27,000,000.00
TOTAL	-	40,055,105.85	55,000,000.00	95,055,105.85	-	8,930,105.85	76,500,000.00	85,430,105.85	-	-	3,001,480.46	3,001,480.46	9,625,000.00	82,428,625.39
Department of Budget and Management - The Procurement Service														
XI	65,640.00	386,078.96	82,976.02	534,694.98	-	420,328.04	114,366.94	534,694.98	-	-	-	-	-	534,694.98
TOTAL	65,640.00	386,078.96	82,976.02	534,694.98	-	420,328.04	114,366.94	534,694.98	-	-	-	-	-	534,694.98
GRAND TOTAL	6,352,215,987.90	5,835,877,363.48	9,265,573,838.77	21,453,667,190.15	4,481,220,692.90	7,435,227,061.32	7,244,219,299.64	19,160,667,053.86	87,614,426.00	3,810,719,372.27	6,341,774,271.25	10,240,108,069.52	2,293,000,136.29	8,920,558,984.34
PS														
MOOE	6,352,215,987.90	5,835,877,363.48	9,265,573,838.77	21,453,667,190.15	4,481,220,692.90	7,435,227,061.32	7,244,219,299.64	19,160,667,053.86	87,614,426.00	3,810,719,372.27	6,341,774,271.25	10,240,108,069.52	2,293,000,136.29	8,920,558,984.34
FE														
CO														

Certified Correct:


 ATTY. MERIEL P. CASTILLO
 Chief, Budget Division
 Date:


Certified Correct:


 JOBELLE S. ROSTATA
 Chief, Accounting Division
 Date: 

Recommending Approval


 WAYNE C. BELIZAR
 Director IV, Financial Management Service
 Date: 

Approved by:


 ATTY. EDWARD JUSTINE R. ORDEN
 Undersecretary, GASSC
 Date: 27 OCT 2024

STATEMENT OF OBLIGATIONS, DISBURSEMENTS, LIQUIDATIONS AND BALANCES for INTER-AGENCY FUND TRANSFERS

Department of Social Welfare and Development

As of the Quarter Ending September 30, 2024

Department: _____
 Agency/Entity: _____
 Operating Unit: _____
 Organization Code (UACS): _____
 Fund Cluster: _____

	Current Year Appropriations
	Supplemental Appropriations
	Continuing Appropriations

(e.g. UACS Fund Cluster: 01- Regular Agency Fund, 02- Foreign Assisted Projects Fund, 03- Special Account- Locally Funded/ Domestic Grants Fund, and 04- Special Account- Foreign Assisted/ Foreign Grant Fund)

Implementing Agencies and Projects	Obligation Request and Status		Obligations					Disbursements (Funds Transferred To)					Liquidations					Unpaid Obligations	Unliquidated Fund Transfers
	Number	Date	1st Quarter	2nd Quarter	3rd Quarter	4th Quarter	Total	1st Quarter	2nd Quarter	3rd Quarter	4th Quarter	Total	1st Quarter	2nd Quarter	3rd Quarter	4th Quarter	Total		
			Ending March 31	Ending June 30	Ending Sept. 30	Ending Dec. 31		Ending March 31	Ending June 30	Ending Sept. 30	Ending Dec. 31		Ending March 31	Ending June 30	Ending Sept. 30	Ending Dec. 31			
2	3	4	5	6	7	8=(4+5+6+7)	9	10	11	12	13=(9+10+11+12)	14	15	16	17	18=(14+15+16+17)	19=(8-13)	20=(13-18)	
Department of Budget and Management - The Procurement Service			-	28,826,862.74	1,941,720.44	-	30,768,583.18	-	28,826,862.74	1,941,720.44	-	30,768,583.18	-	1,469,789.77	26,302,542.12	-	27,772,331.89	-	2,096,251.29
<i>Procurement and Management Service</i>																			
Payment for various Office Supplies with PO No. 2024-01-0065	24-02-0088	02/18/2024		13,898.41			13,898.41		13,898.41			13,898.41					-	-	13,898.41
Payment for the 3 Scouring Pad with the attached supporting documents PO No. 2024-01-0066 and Purchase Request No. 2024-01-0049	24-02-01583	2/16/2024		256.89			256.89		256.89			256.89					256.89	-	-
Payment for various office supplies under PO No. 2024-01-0050	24-02-00814	02/01/2024		5,421.30			5,421.30		5,421.30			5,421.30		3,793.70			3,793.70	-	1,627.60
Payment for Various Office Supplies	24-03-02510	03/06/2024		59,078.33			59,078.33		59,078.33			59,078.33					-	-	59,078.33
Payment for various office supplies under PO No. 2024-02-0076	24-02-01323	02/05/2024		12,104.00			12,104.00		12,104.00			12,104.00		12,104.00			12,104.00	-	-
Payment for multicopy paper, 80 gsm, A4 size under PO No. 2024-03-0173	24-03-03679	04/02/2024		149,018.60			149,018.60		149,018.60			149,018.60		149,018.60			149,018.60	-	-
Payment for 900 packs of toilet tissue paper.	24-03-03048	03/14/2024		89,856.00			89,856.00		89,856.00			89,856.00		89,856.00			89,856.00	-	-
Payment for 1000 Reams of Multi-copy Paper A4, 80gsm.	24-03-02000	03/08/2024		213,800.00			213,800.00		213,800.00			213,800.00		213,800.00			213,800.00	-	-
Payment for acquisition of microsoft user corecal subscription licenses for DSWD with PO No. 2024-03-00149.	24-03-02779	03/07/2024		24,976,385.04			24,976,385.04		24,976,385.04			24,976,385.04			24,236,139.76		24,236,139.76	-	740,245.28
Payment for various office supplies	24-03-02918	03/12/2024		12,957.08			12,957.08		12,957.08			12,957.08		12,957.08			12,957.08	-	-
Payment for link Cartridge HP 905 Cyan	24-03-03299	03/18/2024		4,680.00			4,680.00		4,680.00			4,680.00					-	-	4,680.00
Payment for various office supplies with PO No. 2024-03-0150.	24-03-03716	03/25/2024		125,242.14			125,242.14		125,242.14			125,242.14					-	-	125,242.14
Payment for various office supplies with PO No. 2024-02-0120.	24-03-03643	03/13/2024		5,009.12			5,009.12		5,009.12			5,009.12		5,009.12			5,009.12	-	-
Payment for various office supplies with PO No. 2024-03-0139.	24-03-03138	03/11/2024		853,881.39			853,881.39		853,881.39			853,881.39		848,579.49			848,579.49	-	5,301.90
Payment for various office supplies with PO No. 2024-03-0194.	24-04-04205	04/01/2024		243,161.75			243,161.75		243,161.75			243,161.75			243,161.75		243,161.75	-	-
Payment for acquisition of subscription to project management tools (MS Project) with PO No. 2024-03-0192.	24-03-03875	03/26/2024		912,173.40			912,173.40		912,173.40			912,173.40			900,666.00		900,666.00	-	11,507.40
Payment for various office supplies with PO No. 2024-02-0116.	24-03-02944	03/12/2024		39,390.65			39,390.65		39,390.65			39,390.65					-	-	39,390.65
payment for Various Office Supplies	24-03-02847	03/12/2024		10,526.92			10,526.92		10,526.92			10,526.92					-	-	10,526.92
Payment for various office supplies under Purchase Order No. 2024-04-0230	24-04-05508	04/22/2024		3,676.21			3,676.21		3,676.21			3,676.21		3,676.21			3,676.21	-	-
Payment for various consumables under Purchase Order No. 2024-04-0232	24-04-05462	04/22/2024		69,395.04			69,395.04		69,395.04			69,395.04		69,395.04			69,395.04	-	-
Payment for various office supplies under Purchase Order No. 2024-04-0247	24-04-05582	04/24/2024		15,390.32			15,390.32		15,390.32			15,390.32		15,390.32			15,390.32	-	-
Payment for Notebook, Steno under Purchase Order No. 2024-04-0231	24-04-05443	04/22/2024		1,404.00			1,404.00		1,404.00			1,404.00		1,404.00			1,404.00	-	-
Payment for Folder iwth TAB, A4, and Alcohol Ethyl 500ml under Purchase Order No. 2024-04-0221	24-04-05444	04/22/2024		2,147.40			2,147.40		2,147.40			2,147.40		2,147.40			2,147.40	-	-
Payment for various supplies under Purchase Order No. 2024-04-0241	24-04-05584	04/24/2024		3,082.80			3,082.80		3,082.80			3,082.80		3,082.80			3,082.80	-	-
Payment for Various Office Supplies under Purchase Order No. 2024-04-0242	24-04-05583	04/24/2024		38,180.32			38,180.32		38,180.32			38,180.32		38,180.32			38,180.32	-	-
Payment for Folder with Tab, A4 under Purchase Order No. 2024-04-0222	24-04-05445	04/22/2024		1,138.80			1,138.80		1,138.80			1,138.80		1,138.80			1,138.80	-	-
Payment for Various Office Supplies under Purchase Order No. 2024-04-0292	24-05-06317	05/06/2024		25,062.15			25,062.15		25,062.15			25,062.15			25,062.15		25,062.15	-	-
Payment for various office supplies under Purchase Order No. 2024-04-0278	24-05-06318	05/06/2024		318,512.20			318,512.20		318,512.20			318,512.20					-	-	318,512.20
Payment for Various Office Supplies under Purchase order No. 2024-04-0296	24-05-06535	05/07/2024		11,423.63			11,423.63		11,423.63			11,423.63		11,423.63			11,423.63	-	-
Payment for the Various Office Supplies under Purchase Order No. 2024-04-0243	24-04-05680	04/25/2024		3,899.52			3,899.52		3,899.52			3,899.52		3,899.52			3,899.52	-	-
payment of Various Consumables (Toner)	24-05-06253	05/06/2024		70,962.32			70,962.32		70,962.32			70,962.32		70,962.32			70,962.32	-	-
Payment for 2 piece Flashdrive under Purchase Order No. 2024-05-0319	24-05-06797	05/13/2024		305.48			305.48		305.48			305.48		305.48			305.48	-	-
Payment for 750 pieces of Steno Notebook under Purchase Order No. 2024-04-0295	24-05-06915	05/14/2024		10,530.00			10,530.00		10,530.00			10,530.00					-	-	10,530.00
Payment for various office supplies with the attached supporting documents.	24-05-0526	05/07/2024		2,098.90			2,098.90		2,098.90			2,098.90		2,098.90			2,098.90	-	-
Payment for various office supplies with the attached supporting documents.	24-05-07418	05/23/2024		137,385.30			137,385.30		137,385.30			137,385.30		137,385.30			137,385.30	-	-
Payment for various office supplies with the attached supporting documents.	24-05-07302	05/21/2024		6,101.70			6,101.70		6,101.70			6,101.70		6,138.72			6,138.72	-	(37.02)
Payment for various office supplies.	24-05-07621	05/27/2024		751.69			751.69		751.69			751.69		751.69			751.69	-	-
Payment of various office supplies.	24-05-07007	05/15/2024		2,511.32			2,511.32		2,511.32			2,511.32		2,511.32			2,511.32	-	-

STATEMENT OF OBLIGATIONS, DISBURSEMENTS, LIQUIDATIONS AND BALANCES for INTER-AGENCY FUND TRANSFERS
As of the Quarter Ending September 30, 2024

FAR 1-C

Department: Department of Social Welfare and Development
Agency : Office of the Secretary
Operating Unit : All
Organization Code (UACS): 200010000000
Funding Source Code: 01 Regular Agency Fund

X	Current Year Appropriations
	Supplemental Appropriations
	Continuing Appropriations

Implementing Agencies and Projects	Obligations						Disbursements (Funds Transferred To)					Liquidations				Unpaid Obligations	Unliquidated Fund Transfers			
	Obligation Request and Status		1st Quarter ending March 31	2nd Quarter ending June 30	3rd Quarter ending Sept. 30	4th Quarter ending Dec. 31	Total	1st Quarter ending March 31	2nd Quarter ending June 30	3rd Quarter ending Sept. 30	4th Quarter ending Dec. 31	Total	1st Quarter ending March 31	2nd Quarter ending June 30	3rd Quarter ending Sept. 30			4th Quarter ending Dec. 31	Total	
	Number	Date																		
1	2	3	4	5	6	7	8 = (4+5+6+7)	9	10	11	12	13 = (9+10+11+12)	14	15	16	17	18 = (14+15+16+17)	19 = (8-13)	20 = (13 - 18)	
Department of Budget and Management			34,478.08	1,362,410.41	256,140.30	-	1,653,028.79	34,478.08	1,362,410.41	256,140.30	-	1,653,028.79	-	-	-	-	-	-	-	1,653,028.79
The Procurement Service NCR																				
TO PAYMENT OF COMMON-USE SUPPLIES FOR THE USE OF ACCOUNTING SECTION	MOOE	24-03-00946	03/01/2024	34,478.08			34,478.08	34,478.08				34,478.08								34,478.08
TO PAYMENT OF COMMON-USE SUPPLIES FOR THE USE OF PHIL FOOD STAMP PROGRAM	MOOE	24-04-03378	04/19/2024		71,580.87		71,580.87		71,580.87			71,580.87								
TO PAYMENT OF COMMON-USE SUPPLIES FOR THE USE OF REGIONAL INFORMATION COMMUNICATION TECHNOLOGY MANAGEMENT SECTION	MOOE	24-04-03614	04/23/2024		13,638.40		13,638.40		13,638.40			13,638.40								
TO PAYMENT OF OFFICE SUPPLIES FOR THE USE OF CASH SECTION	MOOE	2404-03482	04/22/2024		52,860.92		52,860.92		52,860.92			52,860.92								
TO PAYMENT OF COMMON USE SUPPLIES FOR THE USE OF STU	MOOE	2405-05300	05/22/2024		429,983.26		429,983.26		429,983.26			429,983.26								
TO PAYMENT FOR THE PURCHASE OF OFFICE SUPPLIES OF SC FOR CY 2024	MOOE	2405-05390	05/23/2024		28,482.78		28,482.78		28,482.78			28,482.78								
FOR PAYMENT OF COMMON SUPPLIES AVAILABLE ON PROCUREMENT SERVICE FOR DSWD-NK	MOOE	2405-05502	05/24/2024		177,495.26		177,495.26		177,495.26			177,495.26								
FOR PAYMENT OF PROVISION OF EDUCATION SUPPLIES (AVAILABLE AT PS) FOR DSWD-NK	MOOE	2405-05503	05/24/2024		1,492.40		1,492.40		1,492.40			1,492.40								
PAYMENT FOR OFFICE SUPPLIES OF BAHAY SILINGAN COMMUNITY CENTER	MOOE	2406-06424	06/10/2024		2,126.80		2,126.80		2,126.80			2,126.80								
PAYMENT OF OFFICE SUPPLIES FOR THE USE OF PANTAWID STAFF	MOOE	24-06-06603	06/11/2024		584,749.72		584,749.72		584,749.72			584,749.72								
IN PAYMENT FOR OFFICE SUPPLIES AVAILABLE AT PS DEM FOR JOSE FABELLA CENTER	MOOE	24-06-07433	06/24/2024			67,511.90	67,511.90			67,511.90		67,511.90								

Implementing Agencies and Projects		Obligations						Disbursements (Funds Transferred To)					Liquidations					Unpaid Obligations	Unliquidated Fund Transfers	
		Obligation Request and Status		1st Quarter ending March 31	2nd Quarter ending June 30	3rd Quarter ending Sept. 30	4th Quarter ending Dec. 31	Total	1st Quarter ending March 31	2nd Quarter ending June 30	3rd Quarter ending Sept. 30	4th Quarter ending Dec. 31	Total	1st Quarter ending March 31	2nd Quarter ending June 30	3rd Quarter ending Sept. 30	4th Quarter ending Dec. 31			Total
		Number	Date																	
1	2	3	4	5	6	7	8 = (4+5+6+7)	9	10	11	12	13 = (9+10+11+12)	14	15	16	17	18 = (14+15+16+17)	19 = (8-13)	20 = (13 - 18)	
TO PAYMENT OF OFFICE SUPPLIES FOR THE USE OF TARA	MOOE	24-03-01825	03/15/2024			8,857.13	8,857.13			8,857.13		8,857.13								
TO PAYMENT OF COMMON USE SUPPLIES FOR THE USE OF STANDARDS SECTION	MOOE	24-06-07520	06/26/2024			41,576.32	41,576.32			41,576.32		41,576.32								
TO PAYMENT OF OFFICE SUPPLIES FOR THE USE OF BUDGET SECTION	MOOE	24-06-07556	06/26/2024			3,391.48	3,391.48			3,391.48		3,391.48								
TO PAYMENT OF OFFICE SUPPLIES FOR THE USE OF BUDGET SECTION	MOOE	24-06-07555	06/27/2024			6,740.60	6,740.60			6,740.60		6,740.60								
TO PAYMENT OF OFFICE SUPPLIES FOR THE USE OF ACCOUNTING SECTION	MOOE	24-06-07001	06/18/2024			120,131.00	120,131.00			120,131.00		120,131.00								
TO PAYMENT OF COMMON USE SUPPLIES FOR THE USE OF KNOWLEDGE MANAGEMENT	MOOE	24-06-07292	06/21/2024			7,931.87	7,931.87			7,931.87		7,931.87								
National Financial Office NCR				20,000.00			20,000.00	20,000.00				20,000.00							20,000.00	
FOR PURCHASE OF 200 BOOKIES OF ACCOUNTABLE FORMS 51-C (OFFICIAL RECEIPT) FOR THE USE OF DSWD NCR FO	MOOE	24-02-00462	02/14/2024	20,000.00			20,000.00	20,000.00				20,000.00								
DUE FROM LGU'S				781,422,000.00	74,007,000.00		855,429,000.00	781,422,000.00	74,007,000.00			855,429,000.00							855,429,000.00	
CITY GOVERNMENT OF PASAY				51,972,000.00			51,972,000.00	51,972,000.00				51,972,000.00							51,972,000.00	
TO TRANSFER FUND PAYMENT OF SOCIAL PENSION FOR INDIGENT SENIOR CITIZENS IN PASAY CITY FOR THE 1ST SEMESTER OF CY 2024	MOOE	2404-03678	04/24/2024	51,972,000.00			51,972,000.00	51,972,000.00				51,972,000.00								
CITY GOVERNMENT OF MUNTINLUPA				39,990,000.00			39,990,000.00	39,990,000.00				39,990,000.00							39,990,000.00	
TO TRANSFER FUND PAYMENT OF SOCIAL PENSION FOR INDIGENT SENIOR CITIZENS IN MUNTINLUPA CITY FOR THE 1ST SEMESTER OF CY 2024	MOOE	2405-04083	05/07/2024	39,990,000.00			39,990,000.00	39,990,000.00				39,990,000.00								
CITY GOVERNMENT OF MARIKINA				82,860,000.00			82,860,000.00	82,860,000.00				82,860,000.00							82,860,000.00	
TO TRANSFER FUND PAYMENT OF SOCIAL PENSION FOR INDIGENT SENIOR CITIZENS IN MARIKINA CITY FOR THE 1ST SEMESTER CY 2024	MOOE	2405-05028	05/17/2024	82,860,000.00			82,860,000.00	82,860,000.00				82,860,000.00								

Implementing Agencies and Projects	Obligations							Disbursements (Funds Transferred To)					Liquidations					Unpaid Obligations	Unliquidated Fund Transfers
	Obligation Request and Status		1st Quarter ending March 31	2nd Quarter ending June 30	3rd Quarter ending Sept. 30	4th Quarter ending Dec. 31	Total	1st Quarter ending March 31	2nd Quarter ending June 30	3rd Quarter ending Sept. 30	4th Quarter ending Dec. 31	Total	1st Quarter ending March 31	2nd Quarter ending June 30	3rd Quarter ending Sept. 30	4th Quarter ending Dec. 31	Total		
	Number	Date																	
1	2	3	4	5	6	7	8 = (4+5+6+7)	9	10	11	12	13 = (9+10+11+12)	14	15	16	17	18 = (14+15+16+17)	19 = (8-13)	20 = (13 - 18)
CITY GOVERNMENT OF TAGUIG				96,324,000.00					96,324,000.00			96,324,000.00							96,324,000.00
TO TRANSFER FUND PAYMENT OF SOCIAL PENSION FOR INDIGENT SENIOR CITIZENS IN TAGUIG CITY FOR THE 1ST SEMESTER CY 2024	MOOE	2405-05010	05/17/2024	96,324,000.00			96,324,000.00		96,324,000.00			96,324,000.00							
CITY GOVERNMENT OF LAS PINAS				66,492,000.00					66,492,000.00			66,492,000.00							66,492,000.00
TO TRANSFER FUND PAYMENT OF SOCIAL PENSION FOR INDIGENT SENIOR CITIZENS IN LAS PINAS FOR 1ST SEMESTER OF CY 2024	MOOE	2405-05184	05/21/2024	66,492,000.00			66,492,000.00		66,492,000.00			66,492,000.00							
CITY GOVERNMENT OF CALOOCAN				58,380,000.00					58,380,000.00			58,380,000.00							58,380,000.00
TO TRANSFER FUND PAYMENT OF SOCIAL PENSION FOR INDIGENT SENIO CITIZENS IN CALOOCAN CITY FOR THE 1ST SEMESTER OF CY 2024	MOOE	2406-06267	06/06/2024	58,380,000.00			58,380,000.00		58,380,000.00			58,380,000.00							
CITY GOVERNMENT OF PARANAQUE				76,014,000.00	74,007,000.00		150,021,000.00		76,014,000.00	74,007,000.00		150,021,000.00							150,021,000.00
TO TRANSFER FUND PAYMENT OF SOCIAL PENSION FOR INDIGENT SENIOR CITIZENS IN PARANAQUE CITY FOR THE 1ST SEMESTER OF CY 2024	MOOE	2406-06629	06/11/2024	76,014,000.00			76,014,000.00		76,014,000.00			76,014,000.00							
TO TRANSFER FUND PAYMENT OF SOCIAL PENSION FOR INDIGENT SENIOR CITIZENS IN CITY GOVERNMENT OF PARANAQUE FOR 3RD TO 4TH QUARTER AND	MOOE	24-09-10349	24-Sep-24			74,007,000.00	74,007,000.00			74,007,000.00		74,007,000.00							
CITY GOVERNMENT OF MANILA				211,788,000.00					211,788,000.00			211,788,000.00							211,788,000.00
TO TRANSFER FUND PAYMENT OF SOCIAL PENSION FOR INDIGENT SENIOR CITIZENS IN MANILA CITY FOR THE 1ST SEMESTER OF CY 2024	MOOE	2404-03521	04/22/2024	211,788,000.00			211,788,000.00		211,788,000.00			211,788,000.00							
CITY GOVERNMENT OF QUEZON CITY				97,602,000.00					97,602,000.00			97,602,000.00							97,602,000.00
TO TRANSFER FUND PAYMENT OF SOCIAL PENSION FOR INDIGENT SENIOR CITIZENS IN QUEZON CITY FOR THE 1ST SEMESTER OF CY 2024	MOOE	2406-07464	06/25/2024	97,602,000.00			97,602,000.00		97,602,000.00			97,602,000.00							
GRAND TOTAL				54,478.08	782,784,410.41	74,263,140.30	857,102,028.79	54,478.08	782,784,410.41	74,263,140.30	-	857,102,028.79						-	857,102,028.79
PS																			
MOOE				54,478.08	782,784,410.41	74,263,140.30	857,102,028.79	54,478.08	782,784,410.41	74,263,140.30	-	857,102,028.79						-	857,102,028.79
FE																			
CO																			

CERTIFIED BY:

 CATHERINE VALENZUELA
 AOV / Head, Budget Section

CERTIFIED BY:

 KRISTINE F. FACULLO
 ACCOUNTANT III / Concurrent OIC Chief FMD

RECOMMENDING APPROVAL

 DIR. BENCHIE B. GONZALES
 ARD for Administration

APPROVED BY:

 ATTY. MICHAEL JOSEPH J. LORICO
 Regional Director

STATEMENT OF OBLIGATIONS, DISBURSEMENTS, LIQUIDATIONS AND BALANCES for INTER-AGENCY FUND TRANSFERS
As of the Quarter Ending September 30, 2024

FAR 1-C

Department: Department of Social Welfare and Development
 Agency : Office of the Secretary
 Operating Unit :FO-Cordillera Administrative Region
 Organization Code (UACS): 200010000000
 Funding Source Code: 01 Regular Agency Fund

X	Current Year Appropriations
	Supplemental Appropriations
X	Continuing Appropriations

Implementing Agencies and Projects	Obligations						Disbursements (Funds Transferred To)				Liquidations				Unpaid Obligations	Unliquidated Fund Transfers	
	Obligation Request and Status		1st Quarter	2nd Quarter	3rd Quarter	Total	1st Quarter	2nd Quarter	3rd Quarter	Total	1st Quarter	2nd Quarter	3rd Quarter	Total			
	Number	Date	ending June 30	ending Sept. 30	ending Sept. 30	8 = (4+5+6+7)	9	10	11	12 = (9+10+11)	14	15	16	18 = (14+15+16+17)			
1																	
FIELD OFFICE-CAR									1,499,821.16								
Banquet, Abra				7,180,000.00		7,180,000.00			7,180,000.00	7,180,000.00			7,110,000.00	7,110,000.00			70,000.00
PS																	
MOOE				7,180,000.00		7,180,000.00			7,180,000.00	7,180,000.00			7,110,000.00	7,110,000.00			70,000.00
Transfer of funds for beneficiaries of AICS	02-101101-2024-06-08947	06/14/24		7,180,000.00		7,180,000.00			7,180,000.00	7,180,000.00			7,110,000.00	7,110,000.00			70,000.00
KC-KKB																	
KC-KKB																	
KC-KKB																	
FE																	
CO																	
Boliney, Abra				3,000,000.00		3,000,000.00			2,437,059.20	2,437,059.20						562,940.80	2,437,059.20
PS																	
MOOE				3,000,000.00		3,000,000.00			2,437,059.20	2,437,059.20						562,940.80	2,437,059.20
Sub-project of BAO-YAN, BOLINEY, ABRA entitled "C	02-101101-2024-06-09493	06/25/24		560,758.00		560,758.00										560,758.00	
Sub-project of DUMAGAS, BOLINEY, ABRA entitled "I	02-101101-2024-06-09494	06/25/24		428,000.00		428,000.00			425,817.20	425,817.20						2,182.80	425,817.20
Sub-project of AMTI/DANAC EAST/DANAC WEST, B	02-101101-2024-06-09495	06/25/24		2,011,242.00		2,011,242.00			2,011,242.00	2,011,242.00							2,011,242.00
FE																	
CO																	
Bucay, Abra				1,200,000.00		1,200,000.00			1,192,824.17	1,192,824.17						7,175.83	1,192,824.17
PS																	
MOOE				1,200,000.00		1,200,000.00			1,192,824.17	1,192,824.17						7,175.83	1,192,824.17
Sub-project of PALAQUIO, BUCAY, ABRA entitled: "C	02-101101-2024-06-09649	06/27/24		380,000.00		380,000.00			376,842.59	376,842.59						3,157.41	376,842.59
Sub-project of LAYUGAN, BUCAY, ABRA entitled: Co	02-101101-2024-06-09650	06/27/24		820,000.00		820,000.00			815,981.58	815,981.58						4,018.42	815,981.58
FE																	
CO																	
Bucloc, Abra																	
PS																	
MOOE																	
SFP																	
FE																	
CO																	
Daguioan, Abra				2,400,000.00		2,400,000.00			2,398,980.67	2,398,980.67			661.07	661.07		1,019.33	2,398,319.60
PS																	
MOOE				2,400,000.00		2,400,000.00			2,398,980.67	2,398,980.67			661.07	661.07		1,019.33	2,398,319.60
Sub-project of CABARUYAN, DAGUIOMAN, ABRA	02-101101-2024-06-09278	06/24/24		2,400,000.00		2,400,000.00							661.07	661.07		1,019.33	2,398,319.60
entitled "Construction of Farm-to-Market Road at									2,398,980.67	2,398,980.67							
Gilgila to Lalawed, Cabaruyan"																	
PAMANA KC																	
PAMANA KC																	
FE																	
CO																	

Implementing Agencies and Projects	Obligations						Disbursements (Funds Transferred To)				Liquidations				Unpaid Obligations	Unliquidated Fund Transfers			
	Obligation Request and Status		1st Quarter	2nd Quarter	3rd Quarter	Total	1st Quarter	2nd Quarter	3rd Quarter	Total	1st Quarter	2nd Quarter	3rd Quarter	Total					
	Number	Date	ending June 30	ending Sept. 30	ending Sept. 30	8 = (4+5+6+7)	9	10	11	12 = (9+10+11)	14	15	16	18 = (14+15+16+17)					
1	2	3	4	5	6	7	8	9	10	11	12	13	14	15	16	17	18	19 = (8-13)	20 = (13 - 18)
Danglas, Abra			-	-	-	-	-	-	-	-	-	-	-	-	-	-	-	-	-
PS																			
MOOE																			
SFP																			
FE																			
CO																			
Dolores, Abra			-	-	-	-	-	-	-	-	-	-	-	-	-	-	-	-	-
PS																			
MOOE																			
KKB																			
KKB																			
SFP																			
FE																			
CO																			
Lacub, Abra			-	-	-	-	-	-	-	-	-	-	-	-	-	-	-	-	-
PS																			
MOOE																			
PAMANA KC																			
PAMANA KC																			
PAMANA KC																			
SFP																			
FE																			
CO																			
Lagangilang, Abra			-	-	-	-	-	-	-	-	-	-	-	-	-	-	-	-	-
PS																			
MOOE																			
SFP																			
FE																			
CO																			
Langiden, Abra			-	-	252,000.00	252,000.00	-	-	252,000.00	252,000.00	-	-	-	-	-	-	-	-	252,000.00
PS																			
MOOE																			
SFP Fund Transfer for the 14th Cycle Supplementary Feeding Program in the Municipality of Langiden, Abra	02-101101-2024-07-11271	07/19/24			252,000.00	252,000.00			252,000.00	252,000.00									252,000.00
KC-KKB																			
KC-KKB																			
FE																			
CO																			
La Paz, Abra			-	-	-	-	-	-	-	-	-	-	-	-	-	-	-	-	-
PS																			
MOOE																			
PSIF-AICS																			
FE																			
CO																			

Implementing Agencies and Projects	Obligations						Disbursements (Funds Transferred To)				Liquidations				Unpaid Obligations	Unliquidated Fund Transfers
	Obligation Request and Status		1st Quarter	2nd Quarter	3rd Quarter	Total	1st Quarter	2nd Quarter	3rd Quarter	Total	1st Quarter	2nd Quarter	3rd Quarter	Total		
	Number	Date	4	5	6	8 = (4+5+6+7)	9	10	11	13 = (9+10+11)	14	15	16	18 = (14+15+16+17)		
Licuan Ba-ay, Abra			-	-	-	-	-	-	-	-	-	-	-	-	-	-
PS			-	-	-	-	-	-	-	-	-	-	-	-	-	-
MOOE			-	-	-	-	-	-	-	-	-	-	-	-	-	-
SFP			-	-	-	-	-	-	-	-	-	-	-	-	-	-
FE			-	-	-	-	-	-	-	-	-	-	-	-	-	-
CO			-	-	-	-	-	-	-	-	-	-	-	-	-	-
Luba, Abra			-	4,479,000.00	288,000.00	4,767,000.00	-	-	4,116,810.19	4,116,810.19	-	-	-	-	650,189.81	4,116,810.19
PS			-	4,479,000.00	288,000.00	4,767,000.00	-	-	4,116,810.19	4,116,810.19	-	-	-	-	650,189.81	4,116,810.19
MOOE			-	4,479,000.00	288,000.00	4,767,000.00	-	-	4,116,810.19	4,116,810.19	-	-	-	-	650,189.81	4,116,810.19
Sub-project of Baril, Luba, Abra entitled "Construction of Slope Protection along Bagatan, Sitio Lower Baril."	02-101101-2024-06-09538	06/25/24	-	1,025,000.00	-	1,025,000.00	-	-	1,025,000.00	1,025,000.00	-	-	-	-	-	1,025,000.00
Sub-project of Lul-luno, Luba, Abra entitled "Construction of Slope Protection along Salingbay Street, Lul-luno."	02-101101-2024-06-09539	06/25/24	-	1,187,000.00	-	1,187,000.00	-	-	1,187,000.00	1,187,000.00	-	-	-	-	-	1,187,000.00
Sub-project of Ampalioc, Luba, Abra entitled "Construction of Barangay Access Road along Zone 1 to Zone 4, Sitio Pacpaca, Ampalioc."	02-101101-2024-06-09540	06/25/24	-	1,626,000.00	-	1,626,000.00	-	-	1,616,810.19	1,616,810.19	-	-	-	9,189.81	1,616,810.19	
Sub-project of Gayaman, Luba, Abra entitled "Construction of Barangay Access Road along Zone 1 to Gabey Road, Sitio Proper, Gayaman."	02-101101-2024-06-09541	06/25/24	-	641,000.00	-	641,000.00	-	-	-	-	-	-	-	641,000.00	-	
PAMANA KC			-	-	-	-	-	-	-	-	-	-	-	-	-	-
SFP Fund Transfer for the 14th Cycle SFP Implementation in the Municipality of Luba, Abra	02-101101-2024-08-12141	08/01/24	-	-	288,000.00	288,000.00	-	-	288,000.00	288,000.00	-	-	-	-	-	288,000.00
FE			-	-	-	-	-	-	-	-	-	-	-	-	-	-
CO			-	-	-	-	-	-	-	-	-	-	-	-	-	-
Maliibcong, Abra			-	-	-	-	-	-	-	-	-	-	-	-	-	-
PS			-	-	-	-	-	-	-	-	-	-	-	-	-	-
MOOE			-	-	-	-	-	-	-	-	-	-	-	-	-	-
PAMANA KC			-	-	-	-	-	-	-	-	-	-	-	-	-	-
PAMANA KC			-	-	-	-	-	-	-	-	-	-	-	-	-	-
SFP			-	-	-	-	-	-	-	-	-	-	-	-	-	-
FE			-	-	-	-	-	-	-	-	-	-	-	-	-	-
CO			-	-	-	-	-	-	-	-	-	-	-	-	-	-
Manabo, Abra			-	600,000.00	486,000.00	1,086,000.00	-	-	1,082,554.60	1,082,554.60	-	-	-	-	3,445.40	1,082,554.60
PS			-	600,000.00	486,000.00	1,086,000.00	-	-	1,082,554.60	1,082,554.60	-	-	-	-	3,445.40	1,082,554.60
MOOE			-	600,000.00	486,000.00	1,086,000.00	-	-	1,082,554.60	1,082,554.60	-	-	-	-	3,445.40	1,082,554.60
Sub-project of SAN RAMON WEST, MANABO, ABRA entitled "Construction of Box Culvert at Sitio Maludulod"	02-101101-2024-06-09277	06/24/24	-	600,000.00	-	600,000.00	-	-	596,554.60	596,554.60	-	-	-	-	3,445.40	596,554.60
SFP Fund Transfer for the 14th Cycle SFP Implementation in the Municipality of Manabo, Abra	02-101101-2024-07-11095	07/18/24	-	-	486,000.00	486,000.00	-	-	486,000.00	486,000.00	-	-	-	-	-	486,000.00
KC-KKB			-	-	-	-	-	-	-	-	-	-	-	-	-	-
KC-KKB			-	-	-	-	-	-	-	-	-	-	-	-	-	-
FE			-	-	-	-	-	-	-	-	-	-	-	-	-	-
CO			-	-	-	-	-	-	-	-	-	-	-	-	-	-
Peñarubia, Abra			-	-	-	-	-	-	-	-	-	-	-	-	-	-
PS			-	-	-	-	-	-	-	-	-	-	-	-	-	-
MOOE			-	-	-	-	-	-	-	-	-	-	-	-	-	-
KKB			-	-	-	-	-	-	-	-	-	-	-	-	-	-
KKB			-	-	-	-	-	-	-	-	-	-	-	-	-	-
KKB			-	-	-	-	-	-	-	-	-	-	-	-	-	-
SFP			-	-	-	-	-	-	-	-	-	-	-	-	-	-
FE			-	-	-	-	-	-	-	-	-	-	-	-	-	-
CO			-	-	-	-	-	-	-	-	-	-	-	-	-	-

Implementing Agencies and Projects	Obligations						Disbursements (Funds Transferred To)				Liquidations			Unpaid Obligations	Unliquidated Fund Transfers		
	Obligation Request and Status		1st Quarter	2nd Quarter	3rd Quarter	Total	1st Quarter	2nd Quarter	3rd Quarter	Total	1st Quarter	2nd Quarter	3rd Quarter			Total	
	Number	Date	ending June 30	ending June 30	ending Sept. 30	8 = (4+5+6+7)	9	10	ending Sept. 30	11	14	15	ending Sept. 30			16	17
1	2	3	4	5	6	8 = (4+5+6+7)	9	10	11	13 = (9+10+11)	14	15	16	17	18 = (14+15+16+17)	19 = (8-13)	20 = (13 - 18)
Pidigan, Abra			-	-	-	-	-	-	-	-	-	-	-	-	-	-	-
PS			-	-	-	-	-	-	-	-	-	-	-	-	-	-	-
MOOE			-	-	-	-	-	-	-	-	-	-	-	-	-	-	-
KKB			-	-	-	-	-	-	-	-	-	-	-	-	-	-	-
KKB			-	-	-	-	-	-	-	-	-	-	-	-	-	-	-
KKB			-	-	-	-	-	-	-	-	-	-	-	-	-	-	-
FE			-	-	-	-	-	-	-	-	-	-	-	-	-	-	-
CO			-	-	-	-	-	-	-	-	-	-	-	-	-	-	-
Pitar, Abra			-	-	-	-	-	-	-	-	-	-	-	-	-	-	-
PS			-	-	-	-	-	-	-	-	-	-	-	-	-	-	-
MOOE			-	-	-	-	-	-	-	-	-	-	-	-	-	-	-
KKB			-	-	-	-	-	-	-	-	-	-	-	-	-	-	-
KKB			-	-	-	-	-	-	-	-	-	-	-	-	-	-	-
KKB			-	-	-	-	-	-	-	-	-	-	-	-	-	-	-
FE			-	-	-	-	-	-	-	-	-	-	-	-	-	-	-
CO			-	-	-	-	-	-	-	-	-	-	-	-	-	-	-
Sallapadan, Abra			-	2,400,000.00	-	2,400,000.00	-	-	1,590,607.62	1,590,607.62	-	-	-	-	-	809,392.38	1,590,607.62
PS			-	2,400,000.00	-	2,400,000.00	-	-	1,590,607.62	1,590,607.62	-	-	-	-	-	809,392.38	1,590,607.62
MOOE			-	2,400,000.00	-	2,400,000.00	-	-	1,590,607.62	1,590,607.62	-	-	-	-	-	809,392.38	1,590,607.62
Sub-project of BILABILA Sallapadan, Abra entitled "Construction of Slope Protection along Cortel Street and Siblagan Street, Bila-Bila"	02-101101-2024-06-09485	06/25/24	-	686,000.00	-	686,000.00	-	-	685,050.70	685,050.70	-	-	-	-	-	949.30	685,050.70
Sub-project of BAZAR Sallapadan, Abra entitled "Construction of Drying Pavement at Sitio Callaban, Bazar"	02-101101-2024-06-09486	06/25/24	-	470,000.00	-	470,000.00	-	-	468,179.83	468,179.83	-	-	-	-	-	1,820.17	468,179.83
Sub-project of GANGAL, Sallapadan, Abra entitled "Concreting of Community Pathways Gangal"	02-101101-2024-06-09487	06/25/24	-	440,000.00	-	440,000.00	-	-	437,377.09	437,377.09	-	-	-	-	-	2,622.91	437,377.09
Sub-project of SACCAANG, Sallapadan, Abra entitled "Concreting of Community Pathways along sitio Is-Iso and Sitio Tamdagan going to SSaccaang SFP"	02-101101-2024-06-09488	06/25/24	-	804,000.00	-	804,000.00	-	-	-	-	-	-	-	-	-	804,000.00	-
FE			-	-	-	-	-	-	-	-	-	-	-	-	-	-	-
CO			-	-	-	-	-	-	-	-	-	-	-	-	-	-	-
San Isidro, Abra			-	-	600,000.00	600,000.00	-	-	598,213.64	598,213.64	-	-	-	-	-	1,786.36	598,213.64
PS			-	-	600,000.00	600,000.00	-	-	598,213.64	598,213.64	-	-	-	-	-	1,786.36	598,213.64
MOOE			-	-	600,000.00	600,000.00	-	-	598,213.64	598,213.64	-	-	-	-	-	1,786.36	598,213.64
PAMANA KC First Tranche Request for Fund Release: Construction of Drying Pavement in Daimag, San Isidro, Abra	02-101101-2024-08-13168	08/13/24	-	-	600,000.00	600,000.00	-	-	598,213.64	598,213.64	-	-	-	-	-	1,786.36	598,213.64
SFP			-	-	-	-	-	-	598,213.64	-	-	-	-	-	-	-	-
KC-KKB			-	-	-	-	-	-	-	-	-	-	-	-	-	-	-
KC-KKB			-	-	-	-	-	-	-	-	-	-	-	-	-	-	-
FE			-	-	-	-	-	-	-	-	-	-	-	-	-	-	-
CO			-	-	-	-	-	-	-	-	-	-	-	-	-	-	-
San Juan, Abra			-	-	666,000.00	666,000.00	-	-	666,000.00	666,000.00	-	-	-	-	-	-	666,000.00
PS			-	-	666,000.00	666,000.00	-	-	666,000.00	666,000.00	-	-	-	-	-	-	666,000.00
MOOE			-	-	666,000.00	666,000.00	-	-	666,000.00	666,000.00	-	-	-	-	-	-	666,000.00
SFP 14th Cycle Fund Transfer for the implementation of SFP in the Municipality of San Juan, Abra	02-101101-2024-08-13337	08/15/24	-	-	666,000.00	666,000.00	-	-	666,000.00	666,000.00	-	-	-	-	-	-	666,000.00

Implementing Agencies and Projects	Obligations						Disbursements (Funds Transferred To)				Liquidations				Unpaid Obligations	Unliquidated Fund Transfers	
	Obligation Request and Status		1st Quarter	2nd Quarter ending June 30	3rd Quarter ending Sept. 30	Total	1st Quarter	2nd Quarter	3rd Quarter ending Sept. 30	Total	1st Quarter	2nd Quarter	3rd Quarter ending Sept. 30	Total			
	Number	Date															8 = (4+5+6+7)
1	2	3	4	5	6	8 = (4+5+6+7)	9	10	11	12 = (10+11+12)	13 = (14+15+16+17)	14	15	16	18 = (14+15+16+17)	19 = (8-13)	20 = (13 - 18)
KC-KKB KC-KKB KC-KKB						-											
FE CO						-											
San Quintin, Abra																	
PS MOOE																	
SFP KC-KKB KC-KKB																	
FE CO																	
Tayum, Abra																	
PS MOOE																	
KKB KKB SFP																	
FE CO																	
Tineg, Abra																	
PS MOOE																	
SFP FE CO																	
Tubo, Abra					183,600.00	183,600.00			183,600.00	183,600.00							183,600.00
PS MOOE					183,600.00	183,600.00			183,600.00	183,600.00							183,600.00
SFP Fund Transfer for the 14th Cycle SFP Implementation in the Municipality of Tubo, Abra	02-101101-2024-07-11067	07/17/24			183,600.00	183,600.00			183,600.00	183,600.00							183,600.00
FE CO																	
Villaviciosa, Abra																	
PS MOOE																	
KKB KKB SFP																	
FE CO																	
Calanasan, Apayao					644,400.00	644,400.00										644,400.00	
PS MOOE					644,400.00	644,400.00										644,400.00	

Implementing Agencies and Projects	Obligations						Disbursements (Funds Transferred To)				Liquidations				Unpaid Obligations	Unliquidated Fund Transfers
	Obligation Request and Status		1st Quarter	2nd Quarter	3rd Quarter	Total	1st Quarter	2nd Quarter	3rd Quarter	Total	1st Quarter	2nd Quarter	3rd Quarter	Total		
	Number	Date	4	5	6	8 = (4+5+6+7)	9	10	11	13 = (9+10+11)	14	15	16	18 = (14+15+16+17)		
SFP Fund Transfer for 14th Cycle Supplementary Feeding Program Implementation for the Municipality of Calanasan, Apayao	02-101101-2024-08-12752	08/09/24			644,400.00	644,400.00									644,400.00	-
FE						-									-	-
CO						-									-	-
Conner, Apayao			-	-	-	-	-	-	-	-	-	-	-	-	-	-
PS																
MOOE																
SFP																
FE																
CO																
Flora, Apayao			-	2,100,000.00	-	2,100,000.00	-	-	2,100,000.00	2,100,000.00	-	-	-	-	-	2,100,000.00
PS																
MOOE																
Sub-project of Upper Atok, Flora, Apayao entitled "Construction of Multi-purpose Drying Pavement with Open Shed, Purok Crossing Upper Atok, Flora, Apayao."	02-101101-2024-06-09645	06/27/24		600,000.00		600,000.00			600,000.00	600,000.00						600,000.00
Sub-project of Malubbibit Sur, Flora, Apayao entitled "Construction of Barangay Health Clinic at Purok 2, Malubbibit Sur"	02-102101-2024-06-01708	06/27/24		1,500,000.00		1,500,000.00			1,500,000.00	1,500,000.00						1,500,000.00
FE																
CO																
Kabuqao, Apayao			-	-	1,143,000.00	1,143,000.00	-	-	1,143,000.00	1,143,000.00	-	-	-	-	-	1,143,000.00
PS																
MOOE																
SFP Fund Transfer for 14th Cycle Supplementary Feeding Program Implementation for the Municipality of Kabuqao, Apayao	02-101101-2024-08-13801	08/28/24			1,143,000.00	1,143,000.00			1,143,000.00	1,143,000.00						1,143,000.00
FE																
CO																
Luna, Apayao			-	600,000.00	945,000.00	1,545,000.00	-	-	596,693.55	596,693.55	-	-	-	-	948,306.45	596,693.55
PS																
MOOE																
Sub-project of Marag, Luna, Apayao entitled "Construction of Slope Protection along Purok 3 Gigit Road FMR, Marag, Luna, Apayao"	02-101101-2024-06-09703	06/28/24		600,000.00		600,000.00			596,693.55	596,693.55					948,306.45	596,693.55
SFP Fund Transfer for 14th Cycle Supplementary Feeding Program Implementation for the Municipality of Luna, Apayao	02-101101-2024-08-13913	08/30/24			945,000.00	945,000.00			596,693.55						945,000.00	
FE																
CO																
Pudtol, Apayao			-	-	-	-	-	-	-	-	-	-	-	-	-	-
PS																
MOOE																
SFP																
Sta. Marcela, Apayao			-	-	1,200,000.00	1,200,000.00	-	-	-	-	-	-	-	-	1,200,000.00	-

Implementing Agencies and Projects	Obligations						Disbursements (Funds Transferred To)				Liquidations				Unpaid Obligations	Unliquidated Fund Transfers		
	Obligation Request and Status		1st Quarter	2nd Quarter	3rd Quarter	Total	1st Quarter	2nd Quarter	3rd Quarter	Total	1st Quarter	2nd Quarter	3rd Quarter	Total				
	Number	Date	ending June 30	ending Sept. 30	ending Sept. 30	8 = (4+5+6+7)	9	10	ending Sept. 30	11	12 = (9+10+11)	14	15	ending Sept. 30			16	17 = (14+15+16+17)
PS MOOE PAMANA-KC Sub-Project of San Antonio, Sta. Marcela, Apayao entitled "Construction of PCCP along Purok 6 FMR, San Antonio, Santa Marcela, Apayao"	02-101101-2024-08-13751	08/27/24	-	-	1,200,000.00	1,200,000.00	-	-	-	-	-	-	-	-	-	-	1,200,000.00	-
KC-PAMANA KC-PAMANA FE CO					1,200,000.00	1,200,000.00											1,200,000.00	-
Baquo City			-	-	-	-	-	-	-	-	-	-	-	-	-	-	-	-
PS MOOE SFP SFP FE CO			-	-	-	-	-	-	-	-	-	-	-	-	-	-	-	-
Bakun, Benguet			-	1,792,000.00	594,000.00	2,386,000.00	-	-	1,789,115.00	1,789,115.00	-	-	-	-	-	-	596,885.00	1,789,115.00
PS MOOE Sub-project of Dalipey, Bakun, Benguet entitled "Improvement of Lower Sipitan FMR, Dalipey"	02-101101-2024-06-09514	06/25/24	-	1,792,000.00	594,000.00	2,386,000.00	-	-	1,789,115.00	1,789,115.00	-	-	-	-	-	-	596,885.00	1,789,115.00
Sub-project of Gambang, Bakun, Benguet entitled "Construction of Slope Protection at Batanes Elementary School, Gambang"	02-101101-2024-06-09515	06/25/24	-	611,000.00	-	611,000.00	-	-	611,000.00	611,000.00	-	-	-	-	-	-	-	611,000.00
Sub-project of Sinacbat, Bakun, Benguet entitled "Improvement of BHS Access Road Proper Sinacbat"	02-101101-2024-06-09516	06/25/24	-	577,000.00	-	577,000.00	-	-	574,115.00	574,115.00	-	-	-	-	-	-	2,885.00	574,115.00
SFP 14th Cycle Fund Transfer for the Implementation of SFP in the Municipality of Bakun, Benguet	02-101101-2024-08-13914	08/30/24	-	604,000.00	594,000.00	604,000.00	-	-	604,000.00	604,000.00	-	-	-	-	-	-	-	604,000.00
FE CO					594,000.00	594,000.00											594,000.00	-
Bokod, Benguet			-	12,000,000.00	-	12,000,000.00	-	-	10,800,000.00	10,800,000.00	-	-	-	-	-	-	1,200,000.00	10,800,000.00
PS MOOE Sub-project of Bokod, Benguet entitled "Improvement of Pakak-Akbot Farm to Market Road"	02-102101-2024-06-01731	06/28/24	-	12,000,000.00	-	12,000,000.00	-	-	10,800,000.00	10,800,000.00	-	-	-	-	-	-	1,200,000.00	10,800,000.00
KC-KKB KC-KKB FE CO									10,800,000.00	10,800,000.00								
Buguias, Benguet			-	600,000.00	1,260,000.00	1,860,000.00	-	-	1,857,000.00	1,857,000.00	-	-	-	-	-	-	3,000.00	1,857,000.00
PS MOOE Sub-project of BACULONGAN SUR, BUGUIAS, BENGUET entitled "Improvement of JFMR OCDL-Lammagan-Cudal-Pugo Road (Lammagan Section), Baculongan Sur"	02-101101-2024-06-09252	06/24/24	-	600,000.00	1,260,000.00	1,860,000.00	-	-	1,857,000.00	1,857,000.00	-	-	-	-	-	-	3,000.00	1,857,000.00
14th Cycle Fund Transfer for the implementation of SFP in the Municipality of Buguias, Benguet	02-101101-2024-08-13075	08/13/24	-	600,000.00	1,260,000.00	1,860,000.00	-	-	597,000.00	597,000.00	-	-	-	-	-	-	3,000.00	597,000.00
KC-KKB KC-PAMANA KC-PAMANA FE									1,260,000.00	1,260,000.00								

Implementing Agencies and Projects	Obligations						Disbursements (Funds Transferred To)				Liquidations				Unpaid Obligations	Unliquidated Fund Transfers		
	Obligation Request and Status		1st Quarter	2nd Quarter	3rd Quarter	Total	1st Quarter	2nd Quarter	3rd Quarter	Total	1st Quarter	2nd Quarter	3rd Quarter	Total				
	Number	Date	ending June 30	ending Sept. 30	ending Sept. 30	8 = (4+5+6+7)	9	10	ending Sept. 30	11	12 = (9+10+11)	14	15	ending Sept. 30			16	17 = (14+15+16+17)
CO																		
Itoyan, Benguet			-	-	-	-	-	-	-	-	-	-	-	-	-	-	-	-
PS MOOE			-	-	-	-	-	-	-	-	-	-	-	-	-	-	-	-
SFP			-	-	-	-	-	-	-	-	-	-	-	-	-	-	-	-
FE CO			-	-	-	-	-	-	-	-	-	-	-	-	-	-	-	-
Kabayan, Benguet			-	-	585,000.00	585,000.00	-	-	585,000.00	585,000.00	-	-	-	-	-	-	-	585,000.00
PS MOOE			-	-	585,000.00	585,000.00	-	-	585,000.00	585,000.00	-	-	-	-	-	-	-	585,000.00
Fund Transfer for 14th Cycle Supplementary Feeding Program Implementation for the Municipality of Kabayan, Benguet	02-101101-2024-07-11126	08/12/24			585,000.00	585,000.00			585,000.00	585,000.00								585,000.00
FE CO			-	-	-	-	-	-	-	-	-	-	-	-	-	-	-	-
Kapangan, Benguet			-	-	833,400.00	833,400.00	-	-	833,400.00	833,400.00	-	-	-	-	-	-	-	833,400.00
PS MOOE			-	-	833,400.00	833,400.00	-	-	833,400.00	833,400.00	-	-	-	-	-	-	-	833,400.00
Fund Transfer for 14th Cycle Supplementary Feeding Program Implementation for the Municipality of Kapangan, Benguet	02-101101-2024-07-11132	07/18/24			833,400.00	833,400.00			833,400.00	833,400.00								833,400.00
FE CO			-	-	-	-	-	-	-	-	-	-	-	-	-	-	-	-
Kibungan, Benguet			-	1,800,000.00	829,800.00	2,629,800.00	-	-	2,620,629.35	2,620,629.35	-	-	-	-	-	-	9,170.65	2,620,629.35
PS MOOE			-	1,800,000.00	829,800.00	2,629,800.00	-	-	2,620,629.35	2,620,629.35	-	-	-	-	-	-	9,170.65	2,620,629.35
Sub-project of MADAYMEN, KIBUNGAN, BENGUET entitled "Improvement of Access Road Along Nailcob-Tamolong-Amsalugan (Tamolong section) at Madaymen, Kibungan, Benguet."	02-101101-2024-06-09089	06/19/24		1,800,000.00		1,800,000.00			1,790,829.35	1,790,829.35							9,170.65	1,790,829.35
Fund Transfer for 14th Cycle Supplementary Feeding Program Implementation for the Municipality of Kibungan, Benguet	02-101101-2024-08-12521	08/07/24			829,800.00	829,800.00			829,800.00	829,800.00								829,800.00
KC-KKB FE CO			-	-	-	-	-	-	-	-	-	-	-	-	-	-	-	-
La Trinidad, Benguet			-	-	2,741,400.00	2,741,400.00	-	-	2,741,400.00	2,741,400.00	-	-	-	-	-	-	-	2,741,400.00
PS MOOE			-	-	2,741,400.00	2,741,400.00	-	-	2,741,400.00	2,741,400.00	-	-	-	-	-	-	-	2,741,400.00
Fund Transfer for 14th Cycle Supplementary Feeding Program Implementation for the Municipality of La Trinidad, Benguet	02-101101-2024-08-13928	08/30/24			2,741,400.00	2,741,400.00			2,741,400.00	2,741,400.00								2,741,400.00
FE CO			-	-	-	-	-	-	-	-	-	-	-	-	-	-	-	-

Implementing Agencies and Projects	Obligations						Disbursements (Funds Transferred To)				Liquidations				Unpaid Obligations	Unliquidated Fund Transfers
	Obligation Request and Status		1st Quarter	2nd Quarter	3rd Quarter	Total	1st Quarter	2nd Quarter	3rd Quarter	Total	1st Quarter	2nd Quarter	3rd Quarter	Total		
	Number	Date	ending June 30	ending June 30	ending Sept. 30	8 = (4+5+6+7)	9	10	11	12 = (9+10+11)	14	15	16	18 = (14+15+16+17)		
Mankayan, Benguet			-	1,799,674.85	2,160,000.00	3,959,674.85	-	-	2,729,736.01	2,729,736.01	-	-	-	-	1,229,938.84	2,729,736.01
PS MOOE			-	1,799,674.85	2,160,000.00	3,959,674.85	-	-	2,729,736.01	2,729,736.01	-	-	-	-	1,229,938.84	2,729,736.01
Sub-project of CABITEN, MANKAYAN, BENGUET entitled: "Improvement along Sitio Batbato to Paco Junction Road, Cabiten."	02-101101-2024-06-09705	06/28/24		569,736.01		569,736.01				569,736.01					-	569,736.01
Sub-project of BULALACAO, MANKAYAN, BENGUET entitled: "Concreting of Drainage Canal and Installation of Railings along Sitio Manpey at Pathway to Bulalacao."	02-101101-2024-06-09707	06/28/24		574,197.83		574,197.83				-					574,197.83	-
Sub-project of PALASAAN, MANKAYAN, BENGUET entitled: "Improvement along Sitio Mayangyang to Sitio Cenral Road, Palasaan."	02-101101-2024-06-09708	06/28/24		655,741.01		655,741.01				-					655,741.01	-
PAMANA KC Fund transfer for the 14th Cycle Supplementary Feeding Program Implementation in the Municipality of Mankayan, Benguet	02-101101-2024-08-12816	08/12/24			2,160,000.00	2,160,000.00				2,160,000.00					-	2,160,000.00
KC-KKB						-				-					-	-
FE						-				-					-	-
CO						-				-					-	-
Sablan, Benguet			-	-	-	-	-	-	-	-	-	-	-	-	-	-
PS MOOE			-	-	-	-	-	-	-	-	-	-	-	-	-	-
SFP			-	-	-	-	-	-	-	-	-	-	-	-	-	-
FE			-	-	-	-	-	-	-	-	-	-	-	-	-	-
CO			-	-	-	-	-	-	-	-	-	-	-	-	-	-
Tuba, Benguet			-	-	1,980,000.00	1,980,000.00	-	-	-	-	-	-	-	-	1,980,000.00	-
PS MOOE			-	-	1,980,000.00	1,980,000.00	-	-	-	-	-	-	-	-	1,980,000.00	-
Fund Transfer to Municipality of Tuba, Benguet for the 14th Cycle Supplementary Feeding Program Implementation	02-101101-2024-09-15531	09/25/24			1,980,000.00	1,980,000.00				-					1,980,000.00	-
FE						-				-					-	-
CO						-				-					-	-
Tublay, Benguet			-	-	-	-	-	-	-	-	-	-	-	-	-	-
PS MOOE			-	-	-	-	-	-	-	-	-	-	-	-	-	-
SFP			-	-	-	-	-	-	-	-	-	-	-	-	-	-
FE			-	-	-	-	-	-	-	-	-	-	-	-	-	-
CO			-	-	-	-	-	-	-	-	-	-	-	-	-	-
Aguinaldo, Ifugao			-	-	1,224,000.00	1,224,000.00	-	-	-	-	-	-	-	-	1,224,000.00	-
PS MOOE			-	-	1,224,000.00	1,224,000.00	-	-	-	-	-	-	-	-	1,224,000.00	-
Fund transfer of Aguinaldo, Ifugao for the 14th Cycle Supplementary Feeding Program Implementation	02-101101-2024-08-12815	08/12/24			1,224,000.00	1,224,000.00				-					1,224,000.00	-
SFP						-				-					-	-
FE						-				-					-	-
CO						-				-					-	-

Implementing Agencies and Projects	Obligations						Disbursements (Funds Transferred To)				Liquidations				Unpaid Obligations	Unliquidated Fund Transfers
	Obligation Request and Status		1st Quarter	2nd Quarter	3rd Quarter	Total	1st Quarter	2nd Quarter	3rd Quarter	Total	1st Quarter	2nd Quarter	3rd Quarter	Total		
	Number	Date	ending June 30	ending June 30	ending Sept. 30	8 = (4+5+6+7)	9	10	11	12 = (9+10+11)	14	15	16	18 = (14+15+16+17)		
Alfonso Lista, Ifugao			-	2,659,667.22	-	2,659,667.22	-	-	2,659,667.22	2,659,667.22	-	-	-	-	-	2,659,667.22
PS MOOE			-	2,659,667.22	-	2,659,667.22	-	-	2,659,667.22	2,659,667.22	-	-	-	-	-	2,659,667.22
Sub-project of SAN QUINTIN, ALFONSO LISTA, IFUGAO entitled: "Concreting of Sitio Cabuluan FMR from Sta. 0+278 to Sta. 0+428, San Quintin"	02-101101-2024-06-09452	06/25/24		426,125.40		426,125.40			426,125.40	426,125.40						426,125.40
Sub-project of CARAGASAN, ALFONSO LISTA, IFUGAO entitled: "Concreting of PCCP at Bilibid Road, Purok 3, Caragasan"	02-101101-2024-06-09453	06/25/24		428,706.90		428,706.90			428,706.90	428,706.90						428,706.90
Sub-project of KILING, ALFONSO LISTA, IFUGAO entitled: "Construction of Talipapa at Purok 1, Kling"	02-101101-2024-06-09454	06/25/24		1,159,259.86		1,159,259.86			1,159,259.86	1,159,259.86						1,159,259.86
Sub-project of LITTLE TADIAN, ALFONSO LISTA, IFUGAO entitled: "Concreting of FMR AT PUROK 2 FROM STA. 0+240 to STA. 0+500, Little Tadian."	02-101101-2024-06-09455	06/25/24		645,575.06		645,575.06			645,575.06	645,575.06						645,575.06
FE CO																
Asipulo, Ifugao			-	600,000.00	-	600,000.00	-	-	600,000.00	600,000.00	-	-	-	-	-	600,000.00
PS MOOE			-	600,000.00	-	600,000.00	-	-	600,000.00	600,000.00	-	-	-	-	-	600,000.00
Sub-project of Pula, Asipulo, Ifugao entitled "Improvement/Construction of Access Road and Pathway to Basic Social Services Facilities".	02-101101-2024-06-09421	06/25/24		600,000.00		600,000.00			600,000.00	600,000.00						600,000.00
PAMANA KC																
PAMANA KC																
PAMANA KC																
FE CO																
Banaue, Ifugao			-	-	-	-	-	-	-	-	-	-	-	-	-	-
PS MOOE			-	-	-	-	-	-	-	-	-	-	-	-	-	-
PSIF-AICS																
FE CO																
Hingyon, Ifugao			-	-	8,310,000.00	8,310,000.00	-	-	-	-	-	-	-	-	8,310,000.00	-
PS MOOE			-	-	8,310,000.00	8,310,000.00	-	-	-	-	-	-	-	-	8,310,000.00	-
KC-KKB Sub-project of Anao, Banginon, Bitu, Cab South, Mompolia, Namulditan, Northern Cababuyan, O-ong, Piwong, poblacion, Ubuag, Umalibong, Hingyon, Ifugao entitled "Continuation of the Multipurpose Building for Livelihood Purposes"	02-101101-2024-08-13307	08/14/24			7,500,000.00	7,500,000.00									7,500,000.00	
Fund Transfer to Municipality of Hingyon, Ifugao for the 14th Cycle Supplementary Feeding Program Implementation	02-101101-2024-09-15533	09/25/24			810,000.00	810,000.00									810,000.00	
SFP																
FE CO																
Hungduan, Ifugao			-	-	-	-	-	-	-	-	-	-	-	-	-	-
PS MOOE			-	-	-	-	-	-	-	-	-	-	-	-	-	-
PSIF-AICS																

Implementing Agencies and Projects	Obligations						Disbursements (Funds Transferred To)				Liquidations				Unpaid Obligations	Unliquidated Fund Transfers
	Obligation Request and Status		1st Quarter	2nd Quarter ending June 30	3rd Quarter ending Sept. 30	Total	1st Quarter	2nd Quarter	3rd Quarter ending Sept. 30	Total	1st Quarter	2nd Quarter	3rd Quarter ending Sept. 30	Total		
	Number	Date	4	5	6	8 = (4+5+6+7)	9	10	11	12 = (9+10+11)	14	15	16	18 = (14+15+16+17)		
1	2	3	4	5	6	8 = (4+5+6+7)	9	10	11	12 = (9+10+11)	14	15	16	18 = (14+15+16+17)	19 = (8-13)	20 = (13 - 18)
FE CO						-									-	-
Kiangan, Ifugao			-	-	811,000.00	811,000.00	-	-	-	-	-	-	-	-	811,000.00	-
PS MOOE Fund Transfer to Municipality of Kiangan, Ifugao or the 14th Cycle Supplementary Feeding Program Implementation SFP KC-KKB	02-101101-2024-09-14971	09/18/24			811,000.00	811,000.00	-	-	-	-	-	-	-	-	811,000.00	-
FE CO						-									-	-
Lagawe, Ifugao			-	-	900,000.00	900,000.00	-	-	-	-	-	-	-	-	900,000.00	-
PS MOOE Fund Transfer to Municipality of Lagawe, Ifugao for the 14th Cycle Supplementary Feeding Program Implementation PSIF-AICS SFP	02-101101-2024-09-15532	09/25/24			900,000.00	900,000.00	-	-	-	-	-	-	-	-	900,000.00	-
FE CO						-									-	-
Lamut, Ifugao			-	-	1,467,000.00	1,467,000.00	-	-	-	-	-	-	-	-	1,467,000.00	-
PS MOOE Fund Transfer to Municipality of Lamut, Ifugao for the 14th Cycle Supplementary Feeding Program Implementation SFP	02-101101-2024-09-14972	09/18/24			1,467,000.00	1,467,000.00	-	-	-	-	-	-	-	-	1,467,000.00	-
FE CO						-									-	-
Mayoyao, Ifugao			-	10,000,000.00	-	10,000,000.00	-	-	9,000,000.00	9,000,000.00	-	-	-	-	1,000,000.00	9,000,000.00
PS MOOE Sub-project of Nattum, Mayoyao, Ifugao entitled "Opening of Hokhop-Pfilug Barangay Road." SFP	02-102101-2024-06-01675	06/25/24		10,000,000.00		10,000,000.00	-	-	9,000,000.00	9,000,000.00	-	-	-	-	1,000,000.00	9,000,000.00
FE CO						-			9,000,000.00	9,000,000.00					-	-
Tinoc, Ifugao			-	-	-	-	-	-	-	-	-	-	-	-	-	-
PS MOOE PSIF-AICS PAMANA KC PAMANA KC SFP						-	-	-	-	-	-	-	-	-	-	-
FE CO						-									-	-

Implementing Agencies and Projects	Obligations						Disbursements (Funds Transferred To)				Liquidations				Unpaid Obligations	Unliquidated Fund Transfers			
	Obligation Request and Status		1st Quarter	2nd Quarter	3rd Quarter	Total	1st Quarter	2nd Quarter	3rd Quarter	Total	1st Quarter	2nd Quarter	3rd Quarter	Total					
	Number	Date	ending June 30	ending Sept. 30	ending Sept. 30	8 = (4+5+6+7)	9	10	11	12 = (9+10+11)	14	15	16	18 = (14+15+16+17)					
1	2	3	4	5	6	7	8	9	10	11	12	13	14	15	16	17	18	19 = (8-13)	20 = (13 - 18)
Balbalan, Kalinga			-	-	-	-	-	-	-	-	-	-	-	-	-	-	-	-	-
PS			-	-	-	-	-	-	-	-	-	-	-	-	-	-	-	-	-
MOOE			-	-	-	-	-	-	-	-	-	-	-	-	-	-	-	-	-
SFP			-	-	-	-	-	-	-	-	-	-	-	-	-	-	-	-	-
Lubusgan, Kalinga			-	-	1,600,000.00	1,600,000.00	-	-	-	-	-	-	-	-	-	-	1,600,000.00	-	-
PS			-	-	1,600,000.00	1,600,000.00	-	-	-	-	-	-	-	-	-	-	1,600,000.00	-	-
MOOE			-	-	1,600,000.00	1,600,000.00	-	-	-	-	-	-	-	-	-	-	1,600,000.00	-	-
SLP PAMANA Construction of 2 Day Care Centers under PAMANA	02-101101-2024-09-14566	09/11/24	-	-	1,600,000.00	1,600,000.00	-	-	-	-	-	-	-	-	-	-	1,600,000.00	-	-
KC-KKB			-	-	-	-	-	-	-	-	-	-	-	-	-	-	-	-	-
KC-KKB			-	-	-	-	-	-	-	-	-	-	-	-	-	-	-	-	-
KC-KKB			-	-	-	-	-	-	-	-	-	-	-	-	-	-	-	-	-
KC-KKB			-	-	-	-	-	-	-	-	-	-	-	-	-	-	-	-	-
KC-KKB			-	-	-	-	-	-	-	-	-	-	-	-	-	-	-	-	-
Pasil, Kalinga			-	10,000,000.00	588,600.00	10,588,600.00	-	-	9,588,600.00	9,588,600.00	-	-	-	-	-	-	1,000,000.00	9,588,600.00	-
PS			-	10,000,000.00	588,600.00	10,588,600.00	-	-	9,588,600.00	9,588,600.00	-	-	-	-	-	-	1,000,000.00	9,588,600.00	-
MOOE			-	10,000,000.00	588,600.00	10,588,600.00	-	-	9,588,600.00	9,588,600.00	-	-	-	-	-	-	1,000,000.00	9,588,600.00	-
Sub-project of Colayo, Pasil, Kalinga entitled "Road Opening with Slope Protection from Sitio Baglinit to Sokyo"	02-102101-2024-06-01707	06/27/24	-	10,000,000.00	588,600.00	10,588,600.00	-	-	9,588,600.00	9,588,600.00	-	-	-	-	-	-	1,000,000.00	9,588,600.00	-
Fund Transfer for the 14th Cycle Fund Transfer for the Implementation of SFP in the Municipality of Pasil, Kalinga	02-101101-2024-08-13916	08/30/24	-	-	588,600.00	588,600.00	-	-	588,600.00	588,600.00	-	-	-	-	-	-	-	588,600.00	-
PS			-	-	588,600.00	588,600.00	-	-	588,600.00	588,600.00	-	-	-	-	-	-	-	588,600.00	-
MOOE			-	-	588,600.00	588,600.00	-	-	588,600.00	588,600.00	-	-	-	-	-	-	-	588,600.00	-
Pinukpuk, Kalinga			-	-	2,494,800.00	2,494,800.00	-	-	-	-	-	-	-	-	-	-	2,494,800.00	-	-
PS			-	-	2,494,800.00	2,494,800.00	-	-	-	-	-	-	-	-	-	-	2,494,800.00	-	-
MOOE			-	-	2,494,800.00	2,494,800.00	-	-	-	-	-	-	-	-	-	-	2,494,800.00	-	-
Fund transfer for 14th cycle supplementary feeding program implementation for the Municipality of Pinukpuk Kalinga	02-101101-2024-09-14219	09/06/24	-	-	2,494,800.00	2,494,800.00	-	-	-	-	-	-	-	-	-	-	2,494,800.00	-	-
Rizal, Kalinga			-	3,598,145.50	-	3,598,145.50	-	-	3,567,080.72	3,567,080.72	-	-	-	-	-	-	31,064.78	3,567,080.72	-
PS			-	3,598,145.50	-	3,598,145.50	-	-	3,567,080.72	3,567,080.72	-	-	-	-	-	-	31,064.78	3,567,080.72	-
MOOE			-	3,598,145.50	-	3,598,145.50	-	-	3,567,080.72	3,567,080.72	-	-	-	-	-	-	31,064.78	3,567,080.72	-
Sub-project of Liwan West, Rizal, Kalinga entitled "Improvement of Village Waterworks System at Sitio Anonang Liwan West"	02-101101-2024-06-09761	06/28/24	-	839,492.50	-	839,492.50	-	-	832,439.50	832,439.50	-	-	-	-	-	-	7,053.00	832,439.50	-
Sub-project of Romualdez, Rizal, Kalinga entitled "Road Concreting at Ipil Street, Romualdez"	02-101101-2024-06-09762	06/28/24	-	1,134,492.50	-	1,134,492.50	-	-	1,134,492.50	1,134,492.50	-	-	-	-	-	-	-	1,134,492.50	-
Sub-project of San Pedro, Rizal, Kalinga entitled "Construction of Multi-purpose Drying Pavement with Storage Facility at Sitio Bua, San Pedro"	02-101101-2024-06-09763	06/28/24	-	1,624,160.50	-	1,624,160.50	-	-	1,600,148.72	1,600,148.72	-	-	-	-	-	-	24,011.78	1,600,148.72	-
Tabuk, Kalinga			-	-	13,200,000.00	13,200,000.00	-	-	11,570,500.91	11,570,500.91	-	-	-	-	-	-	1,629,499.09	11,570,500.91	-
PS			-	-	13,200,000.00	13,200,000.00	-	-	11,570,500.91	11,570,500.91	-	-	-	-	-	-	1,629,499.09	11,570,500.91	-
MOOE			-	-	13,200,000.00	13,200,000.00	-	-	11,570,500.91	11,570,500.91	-	-	-	-	-	-	1,629,499.09	11,570,500.91	-
PAMANA-KC Sub-Project of DUPAG, City of TABUK, KALINGA entitled "Construction of Footbridge along Sitio Sabangan to Sitio Minanga, Dupag"	02-101101-2024-07-11636	07/25/24	-	-	4,977,450.00	4,977,450.00	-	-	4,479,705.00	4,479,705.00	-	-	-	-	-	-	497,745.00	4,479,705.00	-

Implementing Agencies and Projects	Obligations						Disbursements (Funds Transferred To)				Liquidations				Unpaid Obligations	Unliquidated Fund Transfers
	Obligation Request and Status		1st Quarter	2nd Quarter ending June 30	3rd Quarter ending Sept. 30	Total	1st Quarter	2nd Quarter	3rd Quarter ending Sept. 30	Total	1st Quarter	2nd Quarter	3rd Quarter ending Sept. 30	Total		
	Number	Date	4	5	6	8 = (4+5+6+7)	9	10	11	13 = (9+10+11)	14	15	16	18 = (14+15+16+17)		
PS MOOE			-	2,004,260.88	779,400.00	2,783,660.88	-	-	2,768,387.06	2,768,387.06	-	-	-	-	15,273.82	2,768,387.06
Sub-project of Maligcong, Bontoc, Mt. Province entitled "Improvement of Footpath at Sitio Fang-orao, Maligcong"	02-101101-2024-06-09704	06/28/24		934,260.88		934,260.88			924,260.88	924,260.88					10,000.00	924,260.88
Sub-project of Tocucan, Bontoc, Mt. Province entitled "Construction of Level I Water System at Sitio Iyek to Amcawa Tocucan"	02-101101-2024-06-09705	06/28/24		1,070,000.00		1,070,000.00			1,064,726.18	1,064,726.18					5,273.82	1,064,726.18
fund transfer for the 14th Cycle Supplementary Feeding Program Implementation for the Municipality of Bontoc, Mt. Province	02-101101-2024-08-13476	08/19/24			779,400.00	779,400.00			779,400.00	779,400.00					-	779,400.00
SFP						-			-	-					-	-
KC-AF						-			-	-					-	-
FE						-			-	-					-	-
CO						-			-	-					-	-
Natonin, Mountain Province			-	-	396,000.00	396,000.00	-	-	396,000.00	396,000.00	-	-	-	-	-	396,000.00
PS MOOE			-	-	396,000.00	396,000.00	-	-	396,000.00	396,000.00	-	-	-	-	-	396,000.00
Fund Transfer for 14th Cycle Supplementary Feeding Program Implementation for the Municipality of Natonin, Mt. Province	02-101101-2024-07-11126	07/18/24			396,000.00	396,000.00			396,000.00	396,000.00					-	396,000.00
KC-AF						-			-	-					-	-
FE						-			-	-					-	-
CO						-			-	-					-	-
Paracelis, Mountain Province			-	4,021,500.00	900,000.00	4,921,500.00	-	-	4,921,500.00	4,921,500.00	-	-	-	-	-	4,921,500.00
PS MOOE			-	4,021,500.00	900,000.00	4,921,500.00	-	-	4,921,500.00	4,921,500.00	-	-	-	-	-	4,921,500.00
Sub-project of Anonat, Paracelis, Mountain Province entitled "Improvement of Barangay Road along Sitio Danal, Anonat"	02-101101-2024-06-09646	06/27/24		1,275,000.00		1,275,000.00			1,275,000.00	1,275,000.00					-	1,275,000.00
Sub-project of Buringal, Paracelis, Mountain Province entitled "Improvement of Barangay Road along Bangad, Buringal"	02-101101-2024-06-09647	06/27/24		1,483,500.00		1,483,500.00			1,483,500.00	1,483,500.00					-	1,483,500.00
Sub-project of Pallitud, Paracelis, Mountain Province entitled "Improvement of Sitio Turod Access Road, Pallitud"	02-101101-2024-06-09648	06/27/24		1,263,000.00		1,263,000.00			1,263,000.00	1,263,000.00					-	1,263,000.00
Fund Transfer for 14th Cycle Supplementary Feeding Program Implementation for the Municipality of Paracelis, Mt. Province	02-101101-2024-07-11809	07/29/24			900,000.00	900,000.00			900,000.00	900,000.00					-	900,000.00
SFP						-			-	-					-	-
FE						-			-	-					-	-
CO						-			-	-					-	-
Sabangan, Mountain Province			-	7,500,000.00	522,000.00	8,022,000.00	-	-	6,455,892.81	6,455,892.81	-	-	-	-	1,566,107.19	6,455,892.81
PS MOOE			-	7,500,000.00	522,000.00	8,022,000.00	-	-	6,455,892.81	6,455,892.81	-	-	-	-	1,566,107.19	6,455,892.81
Sub-project of Losad, Sabangan, Mt. Province entitled "Rehabilitation of Water System from Matabako to Passawan, Losad." with CMF Contig ORS no. 02-102101-2024-06-01706	02-101101-2024-06-09666	06/27/24		1,014,669.13		1,014,669.13			1,008,252.47	1,008,252.47					6,416.66	1,008,252.47
Sub-project of Angan, Sabangan, Mt. Province entitled "Improvement of Multi-Purpose Building at Sitio At-atuan, Bao-angan"	02-101101-2024-06-09667	06/27/24		454,000.00		454,000.00			-	-					454,000.00	-
Sub-project of Namatec, Sabangan, Mt. Province entitled "Improvement of water System, Namatec"	02-101101-2024-06-09668	06/27/24		629,500.00		629,500.00			624,280.64	624,280.64					5,219.36	624,280.64
Sub-project of Pingad, Sabangan, Mt. Province entitled "Construction of Multi-Purpose Hall at Sitio Subagan, Pingad"	02-101101-2024-06-09669	06/27/24		503,000.00		503,000.00			502,597.92	502,597.92					402.08	502,597.92
Sub-project of Gayang, Sabangan, Mt. Province entitled "Construction of Slope Protection for Barangay Health Center at Sitio Dalacan, Gayang"	02-102101-2024-06-01700	06/27/24		430,500.00		430,500.00			428,059.84	428,059.84					2,440.16	428,059.84

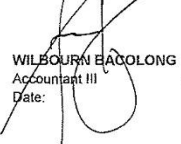
Implementing Agencies and Projects	Obligations						Disbursements (Funds Transferred To)				Liquidations				Unpaid Obligations	Unliquidated Fund Transfers
	Obligation Request and Status		1st Quarter	2nd Quarter	3rd Quarter	Total	1st Quarter	2nd Quarter	3rd Quarter	Total	1st Quarter	2nd Quarter	3rd Quarter	Total		
	Number	Date	ending June 30	ending Sept. 30	ending Sept. 30	8 = (4+5+6+7)	9	10	11	13 = (9+10+11)	14	15	16	18 = (14+15+16+17)		
Sub-project of Camatagan, Sabangan, Mt. Province entitled "Construction of Drainage Canal at Proper Camatagan, Camatagan."	02-102101-2024-06-01701	06/27/24		711,500.00		711,500.00			710,106.79	710,106.79				-	1,393.21	710,106.79
Sub-project of Bun-ayan, Sabangan, Mt. Province entitled "Construction of Drainage Canal at Tabtabacao, Bun-ayan."	02-102101-2024-06-01702	06/27/24		1,087,500.00		1,087,500.00			1,080,140.24	1,080,140.24				-	7,359.76	1,080,140.24
Sub-project of Data, Sabangan, Mt. Province entitled "Improvement of Pathway at Purok Demeg, Purok Dapdapogan, Purok Tanap, Purok Lecebew, purok Naluseb, and Purok Medepdeppas, Data."	02-102101-2024-06-01703	06/27/24		1,440,500.00		1,440,500.00			1,432,670.84	1,432,670.84				-	7,829.16	1,432,670.84
Sub-project of Lagan, Sabangan, Mt. Province entitled "Construction of Drainage Canal cum Pathway at Sito Sakyay to Sitio Nabata, Lagan."	02-102101-2024-06-01704	06/27/24		558,500.00		558,500.00			-	-				-	558,500.00	-
Sub-project of Capiritan, Sabangan, Mt. Province entitled "Construction of Drainage Canal cum Pathway at Purok Mayag and Construction of Drainage Canal at Upper Guinawang, Capiritan."	02-102101-2024-06-01705	06/27/24		601,000.00		601,000.00			600,453.20	600,453.20				-	546.80	600,453.20
Sub-project of Losad, Sabangan, Mt. Province entitled "Rehabilitation of Water System from Matabako to Passawan, Losad," with CMF Current ORS no. 02-101101-2024-06-09666	02-102101-2024-06-01706	06/27/24		62,265.09		62,265.09			62,265.09	62,265.09				-	-	62,265.09
Sub-project of Losad, Sabangan, Mt. Province entitled "Rehabilitation of Water System from Matabako to Passawan, Losad," with CMF Current ORS no. 02-101101-2024-06-09666	02-102101-2024-06-01706	06/27/24		7,065.78		7,065.78			7,065.78	7,065.78				-	-	7,065.78
Fund Transfer for 14th Cycle Supplementary Feeding Program Implementation for the Municipality of Sabangan, Mt. Province	02-101101-2024-07-11808	07/29/24			522,000.00	522,000.00			-	-				-	522,000.00	-
KC-AF						-			-	-				-	-	-
FE						-			-	-				-	-	-
CO						-			-	-				-	-	-
Sadanga, Mountain Province																
PS																
MOOE																
Fund Transfer for the 14th Cycle Supplementary Feeding Program in the Municipality of Sadanga, Mt. Province	02-101101-2024-07-11442	07/22/24			594,000.00	594,000.00			594,000.00	594,000.00				-	-	594,000.00
KC-KKB						594,000.00			594,000.00	594,000.00				-	-	594,000.00
KC-KKB						-			-	-				-	-	-
FE						-			-	-				-	-	-
CO						-			-	-				-	-	-
Sagada, Mountain Province																
PS																
MOOE																
Fund Transfer for 14th Cycle Supplementary Feeding Program Implementation for the Municipality of Sagada, Mt. Province	02-101101-2024-07-11801	07/29/24			576,000.00	576,000.00			576,000.00	576,000.00				-	-	576,000.00
KC-AF									576,000.00	576,000.00				-	-	576,000.00
FE									-	-				-	-	-
CO									-	-				-	-	-
Tadian, Mountain Province																
PS																
MOOE																
Sub-project of Tadian Municipality with Barangay Lubon as the Lead Barangay entitled "Construction of Multi-Purpose Building"	02-102101-2024-06-01699	06/27/24		10,000,000.00	3,498,000.00	13,498,000.00			1,098,000.00	1,098,000.00				-	12,400,000.00	1,098,000.00
Fund Transfer for 14th Cycle Supplementary Feeding Program Implementation for the Municipality of Tadian, Mt. Province	02-101101-2024-07-11137	07/18/24			1,098,000.00	1,098,000.00			1,098,000.00	1,098,000.00				-	-	1,098,000.00
PAMANA SLP Transfer of funds for the Construction of 3 Day Care Centers under PAMANA	02-101101-2024-08-13778	08/27/24			2,400,000.00	2,400,000.00								-	2,400,000.00	

Implementing Agencies and Projects	Obligations						Disbursements (Funds Transferred To)				Liquidations				Unpaid Obligations	Unliquidated Fund Transfers				
	Obligation Request and Status		1st Quarter	2nd Quarter ending June 30	3rd Quarter ending Sept. 30	Total	1st Quarter	2nd Quarter	3rd Quarter ending Sept. 30	Total	1st Quarter	2nd Quarter	3rd Quarter ending Sept. 30	Total						
	Number	Date															8 = (4+5+6+7)	9	10	11
1	2	3	4	5	6	7	8	9	10	11	12	13	14	15	16	17	18	19	20	
FE CO						-														
GRAND TOTAL PS MOOE FE CO			-	92,334,248.45	58,247,600.00	150,581,848.45	-	-	105,628,452.72	105,628,452.72	-	-	7,110,661.07	7,110,661.07	44,953,395.73	98,517,791.65				

Certified Correct:


 JOCELYN T. TUPENG
 AO IV/Head, Budget Section
 Date: *10/10/17*

Certified Correct:


 WILBOURN BACOLONG
 Accountant III
 Date: *10/10/17*

Recommending Approval:


 NORIE C. CASTANEDA
 AO V / OIC Chief, Financial Management Division
 Date: *10/10/17*

Approved by:


 MARIA A. CATBAGAN-APLATEN, PhD
 Dir. IV / Regional Director
 Date: *10/10/17*

Department: Department of Social Welfare and Development
 Agency : Field Office 1
 Operating Unit : All
 Organization Code (UACS): 20001000000
 Funding Source Code: 01 Regular Agency Fund

X	Current Year Appropriations
	Supplemental Appropriations
	Continuing Appropriations

Implementing Agencies and Projects	Obligation Request and Status		Obligations					Disbursements (Funds Transferred To)					Liquidations					Unpaid Obligations	Unliquidated Fund Transfers	
	Number	Date	1st Quarter ending March 31	2nd Quarter ending June 30	3rd Quarter ending Sept. 30	4th Quarter ending Dec. 31	Total	1st Quarter ending March 31	2nd Quarter ending June 30	3rd Quarter ending Sept. 30	4th Quarter ending Dec. 31	Total	1st Quarter ending March 31	2nd Quarter ending June 30	3rd Quarter ending Sept. 30	4th Quarter ending Dec. 31	Total			
			4	5	6	7	8 = (4+5+6+7)	9	10	11	12	13 = (9+10+11+12)	14	15	16	17	18 = (14+15+16+17)			19 = (8-13)
FO I- LGUs																				
Adams-Ilocos Norte			1,224,000.00	0.00	1,224,000.00	0.00	2,448,000.00	1,224,000.00	0.00	612,000.00	0.00	1,836,000.00	1,224,000.00	0.00	612,000.00	0.00	1,836,000.00	612,000.00	0.00	0.00
PS MOOE			1,224,000.00	0.00	1,224,000.00	0.00	2,448,000.00	1,224,000.00	0.00	612,000.00	0.00	1,836,000.00	1,224,000.00	0.00	612,000.00	0.00	1,836,000.00	612,000.00	0.00	0.00
SAP			0.00	0.00	0.00	0.00	0.00	0.00	0.00	0.00	0.00	0.00	0.00	0.00	0.00	0.00	0.00	0.00	0.00	0.00
SAP			0.00	0.00	0.00	0.00	0.00	0.00	0.00	0.00	0.00	0.00	0.00	0.00	0.00	0.00	0.00	0.00	0.00	0.00
SOCPEN-1st Sem	03-01002	03/05/2024	1,224,000.00	0.00	1,224,000.00	0.00	1,224,000.00	1,224,000.00	0.00	612,000.00	0.00	1,224,000.00	1,224,000.00	0.00	612,000.00	0.00	1,224,000.00	612,000.00	0.00	0.00
SOCPEN-3rd Qtr.	08-05312	08/02/2024	0.00	0.00	0.00	0.00	0.00	0.00	0.00	0.00	0.00	0.00	0.00	0.00	0.00	0.00	0.00	0.00	0.00	0.00
SOCPEN-4th Qtr.	09-07776	09/25/2024	0.00	0.00	612,000.00	0.00	612,000.00	0.00	0.00	612,000.00	0.00	612,000.00	0.00	0.00	612,000.00	0.00	612,000.00	0.00	0.00	0.00
SAP			0.00	0.00	0.00	0.00	0.00	0.00	0.00	0.00	0.00	0.00	0.00	0.00	0.00	0.00	0.00	0.00	0.00	0.00
FE			0.00	0.00	0.00	0.00	0.00	0.00	0.00	0.00	0.00	0.00	0.00	0.00	0.00	0.00	0.00	0.00	0.00	0.00
CO			0.00	0.00	0.00	0.00	0.00	0.00	0.00	0.00	0.00	0.00	0.00	0.00	0.00	0.00	0.00	0.00	0.00	0.00
Carasi-Ilocos Norte			924,000.00	0.00	924,000.00	0.00	1,848,000.00	924,000.00	0.00	462,000.00	0.00	1,386,000.00	0.00	924,000.00	462,000.00	0.00	1,386,000.00	462,000.00	0.00	0.00
PS MOOE			924,000.00	0.00	924,000.00	0.00	1,848,000.00	924,000.00	0.00	462,000.00	0.00	1,386,000.00	0.00	924,000.00	462,000.00	0.00	1,386,000.00	462,000.00	0.00	0.00
SAP			0.00	0.00	0.00	0.00	0.00	0.00	0.00	0.00	0.00	0.00	0.00	0.00	0.00	0.00	0.00	0.00	0.00	0.00
SAP			0.00	0.00	0.00	0.00	0.00	0.00	0.00	0.00	0.00	0.00	0.00	0.00	0.00	0.00	0.00	0.00	0.00	0.00
SOCPEN-1st Sem	03-01062	03/06/2024	924,000.00	0.00	924,000.00	0.00	924,000.00	924,000.00	0.00	462,000.00	0.00	924,000.00	924,000.00	0.00	462,000.00	0.00	924,000.00	462,000.00	0.00	0.00
SOCPEN-3rd Qtr.	08-05314	08/02/2024	0.00	0.00	0.00	0.00	0.00	0.00	0.00	0.00	0.00	0.00	0.00	0.00	0.00	0.00	0.00	0.00	0.00	0.00
SOCPEN-4th Qtr.	09-07774	09/25/2024	0.00	0.00	462,000.00	0.00	462,000.00	0.00	0.00	462,000.00	0.00	462,000.00	0.00	0.00	462,000.00	0.00	462,000.00	0.00	0.00	0.00
SAP			0.00	0.00	0.00	0.00	0.00	0.00	0.00	0.00	0.00	0.00	0.00	0.00	0.00	0.00	0.00	0.00	0.00	0.00
FE			0.00	0.00	0.00	0.00	0.00	0.00	0.00	0.00	0.00	0.00	0.00	0.00	0.00	0.00	0.00	0.00	0.00	0.00
CO			0.00	0.00	0.00	0.00	0.00	0.00	0.00	0.00	0.00	0.00	0.00	0.00	0.00	0.00	0.00	0.00	0.00	0.00
Banna-Ilocos Norte			0.00	0.00	720,000.00	0.00	720,000.00	0.00	0.00	720,000.00	0.00	720,000.00	0.00	0.00	0.00	0.00	720,000.00	0.00	0.00	720,000.00
PS MOOE			0.00	0.00	720,000.00	0.00	720,000.00	0.00	0.00	720,000.00	0.00	720,000.00	0.00	0.00	0.00	0.00	720,000.00	0.00	0.00	720,000.00
SAP			0.00	0.00	0.00	0.00	0.00	0.00	0.00	0.00	0.00	0.00	0.00	0.00	0.00	0.00	0.00	0.00	0.00	0.00
SFP	07-05098	07/23/2024	0.00	0.00	720,000.00	0.00	720,000.00	0.00	0.00	720,000.00	0.00	720,000.00	0.00	0.00	0.00	0.00	720,000.00	0.00	0.00	720,000.00
FE			0.00	0.00	0.00	0.00	0.00	0.00	0.00	0.00	0.00	0.00	0.00	0.00	0.00	0.00	0.00	0.00	0.00	0.00
CO			0.00	0.00	0.00	0.00	0.00	0.00	0.00	0.00	0.00	0.00	0.00	0.00	0.00	0.00	0.00	0.00	0.00	0.00
Pinili-Ilocos Norte			4,224,000.00	0.00	4,218,000.00	0.00	8,442,000.00	4,224,000.00	0.00	2,109,000.00	0.00	6,333,000.00	0.00	4,224,000.00	2,109,000.00	0.00	6,333,000.00	2,109,000.00	0.00	0.00
PS MOOE			4,224,000.00	0.00	4,218,000.00	0.00	8,442,000.00	4,224,000.00	0.00	2,109,000.00	0.00	6,333,000.00	0.00	4,224,000.00	2,109,000.00	0.00	6,333,000.00	2,109,000.00	0.00	0.00
SAP			0.00	0.00	0.00	0.00	0.00	0.00	0.00	0.00	0.00	0.00	0.00	0.00	0.00	0.00	0.00	0.00	0.00	0.00
SOCPEN-1st Sem	03-01569	03/19/2024	4,224,000.00	0.00	4,224,000.00	0.00	4,224,000.00	4,224,000.00	0.00	2,109,000.00	0.00	4,224,000.00	4,224,000.00	0.00	2,109,000.00	0.00	4,224,000.00	2,109,000.00	0.00	0.00
SOCPEN-3rd Qtr.	08-05313	08/02/2024	0.00	0.00	0.00	0.00	0.00	0.00	0.00	0.00	0.00	0.00	0.00	0.00	0.00	0.00	0.00	0.00	0.00	0.00
SOCPEN-4th Qtr.	09-07767	09/25/2024	0.00	0.00	2,109,000.00	0.00	2,109,000.00	0.00	0.00	2,109,000.00	0.00	2,109,000.00	0.00	0.00	2,109,000.00	0.00	2,109,000.00	0.00	0.00	0.00
CO			0.00	0.00	0.00	0.00	0.00	0.00	0.00	0.00	0.00	0.00	0.00	0.00	0.00	0.00	0.00	0.00	0.00	0.00
Baguin-La Union			0.00	0.00	774,000.00	0.00	774,000.00	0.00	0.00	774,000.00	0.00	774,000.00	0.00	0.00	0.00	0.00	774,000.00	0.00	0.00	774,000.00
PS MOOE			0.00	0.00	774,000.00	0.00	774,000.00	0.00	0.00	774,000.00	0.00	774,000.00	0.00	0.00	0.00	0.00	774,000.00	0.00	0.00	774,000.00
SFP	08-05730	08/13/2024	0.00	0.00	774,000.00	0.00	774,000.00	0.00	0.00	774,000.00	0.00	774,000.00	0.00	0.00	0.00	0.00	774,000.00	0.00	0.00	774,000.00
SAP			0.00	0.00	0.00	0.00	0.00	0.00	0.00	0.00	0.00	0.00	0.00	0.00	0.00	0.00	0.00	0.00	0.00	0.00
FE			0.00	0.00	0.00	0.00	0.00	0.00	0.00	0.00	0.00	0.00	0.00	0.00	0.00	0.00	0.00	0.00	0.00	0.00
CO			0.00	0.00	0.00	0.00	0.00	0.00	0.00	0.00	0.00	0.00	0.00	0.00	0.00	0.00	0.00	0.00	0.00	0.00
San Gabriel-La Union			0.00	0.00	2,553,000.00	0.00	2,553,000.00	0.00	0.00	2,553,000.00	0.00	2,553,000.00	0.00	0.00	0.00	0.00	2,553,000.00	0.00	0.00	2,553,000.00
PS MOOE			0.00	0.00	2,553,000.00	0.00	2,553,000.00	0.00	0.00	2,553,000.00	0.00	2,553,000.00	0.00	0.00	0.00	0.00	2,553,000.00	0.00	0.00	2,553,000.00
SAP			0.00	0.00	0.00	0.00	0.00	0.00	0.00	0.00	0.00	0.00	0.00	0.00	0.00	0.00	0.00	0.00	0.00	0.00
SOCPEN - 3rd Qtr	09-06744	09/04/2024	0.00	0.00	2,553,000.00	0.00	2,553,000.00	0.00	0.00	2,553,000.00	0.00	2,553,000.00	0.00	0.00	0.00	0.00	2,553,000.00	0.00	0.00	2,553,000.00
SAP			0.00	0.00	0.00	0.00	0.00	0.00	0.00	0.00	0.00	0.00	0.00	0.00	0.00	0.00	0.00	0.00	0.00	0.00
SAP			0.00	0.00	0.00	0.00	0.00	0.00	0.00	0.00	0.00	0.00	0.00	0.00	0.00	0.00	0.00	0.00	0.00	0.00
FE			0.00	0.00	0.00	0.00	0.00	0.00	0.00	0.00	0.00	0.00	0.00	0.00	0.00	0.00	0.00	0.00	0.00	0.00
CO			0.00	0.00	0.00	0.00	0.00	0.00	0.00	0.00	0.00	0.00	0.00	0.00	0.00	0.00	0.00	0.00	0.00	0.00


Implementing Agencies and Projects	Obligation Request and Status		Obligations					Disbursements (Funds Transferred To)					Liquidations					Unpaid Obligations	Unliquidated Fund Transfers		
	Number	Date	1st Quarter ending March 31	2nd Quarter ending June 30	3rd Quarter ending Sept. 30	4th Quarter ending Dec. 31	Total	1st Quarter ending March 31	2nd Quarter ending June 30	3rd Quarter ending Sept. 30	4th Quarter ending Dec. 31	Total	1st Quarter ending March 31	2nd Quarter ending June 30	3rd Quarter ending Sept. 30	4th Quarter ending Dec. 31	Total				
Bantay-Ilocos Sur			0.00	0.00	1,170,000.00	0.00	1,170,000.00	0.00	0.00	1,170,000.00	0.00	1,170,000.00	0.00	0.00	0.00	0.00	0.00	0.00	0.00	0.00	1,170,000.00
PS MOOE			0.00	0.00	1,170,000.00	0.00	1,170,000.00	0.00	0.00	1,170,000.00	0.00	1,170,000.00	0.00	0.00	0.00	0.00	0.00	0.00	0.00	0.00	1,170,000.00
SAP			0.00				0.00					0.00									0.00
SOCPEN			0.00				0.00					0.00									0.00
SFP	07-04787	07/17/2024			1,170,000.00		1,170,000.00			1,170,000.00		1,170,000.00									1,170,000.00
SAP			0.00									0.00									0.00
SAP			0.00									0.00									0.00
SAP			0.00									0.00									0.00
SOCPEN			0.00									0.00									0.00
FE CO												0.00									0.00
Candon-Ilocos Sur			0.00	13,326,000.00	6,663,000.00	0.00	19,989,000.00	0.00	13,326,000.00	6,663,000.00	0.00	19,989,000.00	0.00	13,326,000.00	0.00	0.00	0.00	0.00	0.00	0.00	6,663,000.00
PS MOOE			0.00	13,326,000.00	6,663,000.00	0.00	19,989,000.00	0.00	13,326,000.00	6,663,000.00	0.00	19,989,000.00	0.00	13,326,000.00	0.00	0.00	0.00	0.00	0.00	0.00	6,663,000.00
SAP			0.00				0.00					0.00									0.00
SOCPEN-1st Sem	05-02581	05/02/2024		13,326,000.00			13,326,000.00		13,326,000.00			13,326,000.00		13,326,000.00							0.00
SOCPEN-3rd Qtr	08-06035	08/20/2024			6,663,000.00		6,663,000.00			6,663,000.00		6,663,000.00									6,663,000.00
SAP			0.00									0.00									0.00
SAP			0.00									0.00									0.00
SOCPEN			0.00									0.00									0.00
FE CO												0.00									0.00
Caoayan-Ilocos Sur			0.00	0.00	720,000.00	0.00	720,000.00	0.00	0.00	720,000.00	0.00	720,000.00	0.00	0.00	0.00	0.00	0.00	0.00	0.00	0.00	720,000.00
PS MOOE			0.00	0.00	720,000.00	0.00	720,000.00	0.00	0.00	720,000.00	0.00	720,000.00	0.00	0.00	0.00	0.00	0.00	0.00	0.00	0.00	720,000.00
SFP	07-05097	07/23/2024			720,000.00		720,000.00			720,000.00		720,000.00									720,000.00
SOCPEN			0.00		720,000.00		720,000.00			720,000.00		720,000.00									720,000.00
SAP			0.00				0.00					0.00									0.00
SAP			0.00				0.00					0.00									0.00
FE CO												0.00									0.00
Galimuyod-Ilocos Sur			3,774,000.00	0.00	2,424,000.00	0.00	6,198,000.00	3,774,000.00	0.00	2,424,000.00	0.00	6,198,000.00	0.00	3,774,000.00	0.00	0.00	0.00	0.00	0.00	0.00	2,424,000.00
PS MOOE			3,774,000.00	0.00	2,424,000.00	0.00	6,198,000.00	3,774,000.00	0.00	2,424,000.00	0.00	6,198,000.00	0.00	3,774,000.00	0.00	0.00	0.00	0.00	0.00	0.00	2,424,000.00
SAP			0.00				0.00					0.00									0.00
SOCPEN-1st Sem	03-01678	03/25/2024	3,774,000.00				3,774,000.00	3,774,000.00				3,774,000.00		3,774,000.00							0.00
SOCPEN-3rd Qtr	08-05372	08/06/2024			1,884,000.00		1,884,000.00			1,884,000.00		1,884,000.00		1,884,000.00							1,884,000.00
SFP	08-05492	08/08/2024			540,000.00		540,000.00			540,000.00		540,000.00									540,000.00
FE CO												0.00									0.00
Quirino-Ilocos Sur			0.00	5,508,000.00	3,244,200.00	0.00	8,752,200.00	0.00	5,508,000.00	3,244,200.00	0.00	8,752,200.00	0.00	5,508,000.00	0.00	0.00	0.00	0.00	0.00	0.00	3,244,200.00
PS MOOE			0.00	5,508,000.00	3,244,200.00	0.00	8,752,200.00	0.00	5,508,000.00	3,244,200.00	0.00	8,752,200.00	0.00	5,508,000.00	0.00	0.00	0.00	0.00	0.00	0.00	3,244,200.00
SAP			0.00				0.00					0.00									0.00
SOCPEN-1st Sem	04-01937	04/05/2024		5,508,000.00			5,508,000.00		5,508,000.00			5,508,000.00		5,508,000.00							0.00
SOCPEN-3rd Qtr	08-06450	08/27/2024			2,751,000.00		2,751,000.00			2,751,000.00		2,751,000.00		2,751,000.00							2,751,000.00
SFP	07-04786	07/17/2024			493,200.00		493,200.00			493,200.00		493,200.00									493,200.00
FE CO												0.00									0.00
San Emilio-Ilocos Sur			5,874,000.00	0.00	2,937,000.00	0.00	8,811,000.00	0.00	5,874,000.00	2,937,000.00	0.00	8,811,000.00	0.00	5,874,000.00	0.00	0.00	0.00	0.00	0.00	0.00	2,937,000.00
PS MOOE			5,874,000.00	0.00	2,937,000.00	0.00	8,811,000.00	0.00	5,874,000.00	2,937,000.00	0.00	8,811,000.00	0.00	5,874,000.00	0.00	0.00	0.00	0.00	0.00	0.00	2,937,000.00
SAP			0.00				0.00					0.00									0.00
SOCPEN-1st Sem	03-01680	03/25/2024	5,874,000.00				5,874,000.00		5,874,000.00			5,874,000.00		5,874,000.00							0.00
SOCPEN-3rd Qtr	08-06032	08/20/2024			2,937,000.00		2,937,000.00			2,937,000.00		2,937,000.00		2,937,000.00							2,937,000.00
SAP			0.00									0.00									0.00
FE CO												0.00									0.00
San Esteban-Ilocos Sur			0.00	0.00	300,000.00	0.00	300,000.00	0.00	0.00	300,000.00	0.00	300,000.00	0.00	0.00	0.00	0.00	0.00	0.00	0.00	0.00	300,000.00
PS MOOE			0.00	0.00	300,000.00	0.00	300,000.00	0.00	0.00	300,000.00	0.00	300,000.00	0.00	0.00	0.00	0.00	0.00	0.00	0.00	0.00	300,000.00
SAP			0.00				0.00					0.00									0.00
SOCPEN			0.00				0.00					0.00									0.00
AICS	07-04273	07/04/2024			300,000.00		300,000.00			300,000.00		300,000.00									300,000.00
SAP			0.00									0.00									0.00
FE CO												0.00									0.00

Implementing Agencies and Projects	Obligation Request and Status		Obligations					Disbursements (Funds Transferred To)					Liquidations					Unpaid Obligations	Unliquidated Fund Transfers	
	Number	Date	1st Quarter ending March 31	2nd Quarter ending June 30	3rd Quarter ending Sept. 30	4th Quarter ending Dec. 31	Total	1st Quarter ending March 31	2nd Quarter ending June 30	3rd Quarter ending Sept. 30	4th Quarter ending Dec. 31	Total	1st Quarter ending March 31	2nd Quarter ending June 30	3rd Quarter ending Sept. 30	4th Quarter ending Dec. 31	Total			
San Juan-Ilocos Sur			0.00	0.00	1,404,000.00	0.00	1,404,000.00	0.00	0.00	1,404,000.00	0.00	1,404,000.00	0.00	0.00	0.00	0.00	0.00	0.00	0.00	1,404,000.00
PS MOOE			0.00	0.00	1,404,000.00	0.00	1,404,000.00	0.00	0.00	1,404,000.00	0.00	1,404,000.00	0.00	0.00	0.00	0.00	0.00	0.00	0.00	1,404,000.00
SFP	08-05490	08/08/2024	0.00		1,404,000.00		1,404,000.00			1,404,000.00		1,404,000.00								1,404,000.00
SAP			0.00																	0.00
SOCPEN			0.00																	0.00
SAP			0.00																	0.00
FE CO			0.00																	0.00
Santa-Ilocos Sur			0.00	810,000.00	0.00	0.00	810,000.00	0.00	810,000.00	0.00	0.00	810,000.00	0.00	0.00	0.00	0.00	0.00	0.00	0.00	810,000.00
PS MOOE			0.00	810,000.00	0.00	0.00	810,000.00	0.00	810,000.00	0.00	0.00	810,000.00	0.00	0.00	0.00	0.00	0.00	0.00	0.00	810,000.00
SAP			0.00				0.00					0.00								0.00
SOCPEN			0.00				0.00					0.00								0.00
SFP	24-06-03952	06/25/2024	0.00	810,000.00			810,000.00		810,000.00			810,000.00								810,000.00
SAP			0.00																	0.00
FE CO			0.00																	0.00
Suyo-Ilocos Sur			6,750,000.00	0.00	4,095,000.00	0.00	10,845,000.00	0.00	6,750,000.00	4,095,000.00	0.00	10,845,000.00	0.00	6,750,000.00	0.00	0.00	0.00	0.00	0.00	4,095,000.00
PS MOOE			6,750,000.00	0.00	4,095,000.00	0.00	10,845,000.00	0.00	6,750,000.00	4,095,000.00	0.00	10,845,000.00	0.00	6,750,000.00	0.00	0.00	0.00	0.00	0.00	4,095,000.00
SAP			0.00				0.00					0.00								0.00
SOCPEN-1st Sem	03-01676	03/25/2024	6,750,000.00				6,750,000.00					6,750,000.00								0.00
SOCPEN-3rd Qtr	09-08714	09/03/2024			3,375,000.00		3,375,000.00		6,750,000.00			6,750,000.00		6,750,000.00						3,375,000.00
SFP	08-06731	08/13/2024			720,000.00		720,000.00			720,000.00		720,000.00								720,000.00
SAP			0.00				0.00					0.00								0.00
FE CO			0.00				0.00			10,008,000.00	0.00	34,344,000.00	0.00							14,328,000.00
Tagudin-Ilocos Sur			0.00	12,168,000.00	5,004,000.00	0.00	17,172,000.00	0.00	12,168,000.00	5,004,000.00	0.00	17,172,000.00	0.00	10,008,000.00	0.00	0.00	0.00	0.00	0.00	7,164,000.00
PS MOOE			0.00	12,168,000.00	5,004,000.00	0.00	17,172,000.00	0.00	12,168,000.00	5,004,000.00	0.00	17,172,000.00	0.00	10,008,000.00	0.00	0.00	0.00	0.00	0.00	7,164,000.00
SAP			0.00				0.00					0.00								0.00
SOCPEN-1st Sem	04-02131	04/15/2024	0.00	10,008,000.00			10,008,000.00		10,008,000.00			10,008,000.00		10,008,000.00						0.00
SOCPEN-3rd Qtr	09-06833	09/02/2024	0.00		5,004,000.00		5,004,000.00			5,004,000.00		5,004,000.00								5,004,000.00
SFP	06-03927	06/25/2024	0.00	2,160,000.00			2,160,000.00		2,160,000.00			2,160,000.00								2,160,000.00
SAP			0.00				0.00					0.00								0.00
FE CO			0.00				0.00					0.00								0.00
Alcala-Pangasinan			0.00	0.00	1,710,000.00	0.00	1,710,000.00	0.00	0.00	1,710,000.00	0.00	1,710,000.00	0.00	0.00	0.00	0.00	0.00	0.00	0.00	1,710,000.00
PS MOOE			0.00	0.00	1,710,000.00	0.00	1,710,000.00	0.00	0.00	1,710,000.00	0.00	1,710,000.00	0.00	0.00	0.00	0.00	0.00	0.00	0.00	1,710,000.00
SFP	08-07373	08/08/2024	0.00		1,710,000.00		1,710,000.00			1,710,000.00		1,710,000.00								1,710,000.00
SOCPEN			0.00				0.00					0.00								0.00
SOCPEN			0.00				0.00					0.00								0.00
FE CO			0.00				0.00					0.00								0.00
Anda-Pangasinan			0.00	0.00	1,260,000.00	0.00	1,260,000.00	0.00	0.00	1,260,000.00	0.00	1,260,000.00	0.00	0.00	0.00	0.00	0.00	0.00	0.00	1,260,000.00
PS MOOE			0.00	0.00	1,260,000.00	0.00	1,260,000.00	0.00	0.00	1,260,000.00	0.00	1,260,000.00	0.00	0.00	0.00	0.00	0.00	0.00	0.00	1,260,000.00
SFP	08-05493	08/08/2024	0.00		1,260,000.00		1,260,000.00			1,260,000.00		1,260,000.00								1,260,000.00
SOCPEN			0.00				0.00					0.00								0.00
FE CO			0.00				0.00					0.00								0.00
Bayambang-Pangasinan			0.00	0.00	5,364,000.00	0.00	5,364,000.00	0.00	0.00	5,364,000.00	0.00	5,364,000.00	0.00	0.00	0.00	0.00	0.00	0.00	0.00	5,364,000.00
PS MOOE			0.00	0.00	5,364,000.00	0.00	5,364,000.00	0.00	0.00	5,364,000.00	0.00	5,364,000.00	0.00	0.00	0.00	0.00	0.00	0.00	0.00	5,364,000.00
SAP			0.00				0.00					0.00								0.00
SFP	07-05100	07/23/2024	0.00		5,364,000.00		5,364,000.00			5,364,000.00		5,364,000.00								5,364,000.00
FE CO			0.00				0.00					0.00								0.00
Bolinao-Pangasinan			0.00	24,564,000.00	3,378,600.00	0.00	27,942,600.00	0.00	24,564,000.00	3,378,600.00	0.00	27,942,600.00	0.00	0.00	24,564,000.00	0.00	0.00	0.00	0.00	3,378,600.00
PS MOOE			0.00	24,564,000.00	3,378,600.00	0.00	27,942,600.00	0.00	24,564,000.00	3,378,600.00	0.00	27,942,600.00	0.00	0.00	24,564,000.00	0.00	0.00	0.00	0.00	3,378,600.00
SAP			0.00				0.00					0.00								0.00
SOCPEN-1st Sem	05-02641	05/08/2024	0.00	24,564,000.00			24,564,000.00		24,564,000.00			24,564,000.00		24,564,000.00						0.00
SAP			0.00				0.00					0.00								0.00
SFP	07-04926	07/18/2024			3,378,600.00		3,378,600.00			3,378,600.00		3,378,600.00								3,378,600.00
FE CO							0.00					0.00								0.00

Implementing Agencies and Projects	Obligation Request and Status		Obligations					Disbursements (Funds Transferred To)					Liquidations					Unpaid Obligations	Unliquidated Fund Transfers	
	Number	Date	1st Quarter ending March 31	2nd Quarter ending June 30	3rd Quarter ending Sept. 30	4th Quarter ending Dec. 31	Total	1st Quarter ending March 31	2nd Quarter ending June 30	3rd Quarter ending Sept. 30	4th Quarter ending Dec. 31	Total	1st Quarter ending March 31	2nd Quarter ending June 30	3rd Quarter ending Sept. 30	4th Quarter ending Dec. 31	Total			
Burgos-Pangasinan			10,854,000.00	1,134,000.00	0.00	0.00	11,988,000.00	10,854,000.00	1,134,000.00	0.00	0.00	11,988,000.00	0.00	0.00	10,854,000.00	0.00	10,854,000.00	0.00	0.00	1,134,000.00
PS MOOE			10,854,000.00	1,134,000.00	0.00	0.00	11,988,000.00	10,854,000.00	1,134,000.00	0.00	0.00	11,988,000.00	0.00	0.00	10,854,000.00	0.00	10,854,000.00	0.00	0.00	1,134,000.00
SAP	03-01063	03/08/2024	0.00	0.00	0.00	0.00	0.00	0.00	0.00	0.00	0.00	0.00	0.00	0.00	0.00	0.00	0.00	0.00	0.00	0.00
SOCPEN-1st Sem	06-03924	06/25/2024	10,854,000.00	1,134,000.00	0.00	0.00	10,854,000.00	10,854,000.00	1,134,000.00	0.00	0.00	10,854,000.00	0.00	0.00	10,854,000.00	0.00	10,854,000.00	0.00	0.00	1,134,000.00
SFP			0.00	0.00	0.00	0.00	0.00	0.00	0.00	0.00	0.00	0.00	0.00	0.00	0.00	0.00	0.00	0.00	0.00	0.00
FE CO			0.00	0.00	0.00	0.00	0.00	0.00	0.00	0.00	0.00	0.00	0.00	0.00	0.00	0.00	0.00	0.00	0.00	0.00
Dasol-Pangasinan			0.00	1,350,000.00	0.00	0.00	1,350,000.00	0.00	1,350,000.00	0.00	0.00	1,350,000.00	0.00	0.00	0.00	0.00	0.00	0.00	0.00	1,350,000.00
PS MOOE			0.00	1,350,000.00	0.00	0.00	1,350,000.00	0.00	1,350,000.00	0.00	0.00	1,350,000.00	0.00	0.00	0.00	0.00	0.00	0.00	0.00	1,350,000.00
SAP	06-03954	06/25/2024	0.00	0.00	0.00	0.00	0.00	0.00	0.00	0.00	0.00	0.00	0.00	0.00	0.00	0.00	0.00	0.00	0.00	0.00
SOCPEN			0.00	1,350,000.00	0.00	0.00	1,350,000.00	0.00	1,350,000.00	0.00	0.00	1,350,000.00	0.00	0.00	0.00	0.00	0.00	0.00	0.00	1,350,000.00
SFP			0.00	0.00	0.00	0.00	0.00	0.00	0.00	0.00	0.00	0.00	0.00	0.00	0.00	0.00	0.00	0.00	0.00	0.00
FE CO			0.00	0.00	0.00	0.00	0.00	0.00	0.00	0.00	0.00	0.00	0.00	0.00	0.00	0.00	0.00	0.00	0.00	0.00
Mangaldan-Pangasinan			0.00	2,340,000.00	0.00	0.00	2,340,000.00	0.00	2,340,000.00	0.00	0.00	2,340,000.00	0.00	0.00	0.00	0.00	0.00	0.00	0.00	2,340,000.00
PS MOOE			0.00	2,340,000.00	0.00	0.00	2,340,000.00	0.00	2,340,000.00	0.00	0.00	2,340,000.00	0.00	0.00	0.00	0.00	0.00	0.00	0.00	2,340,000.00
SFP	06-03956	06/25/2024	0.00	0.00	0.00	0.00	0.00	0.00	0.00	0.00	0.00	0.00	0.00	0.00	0.00	0.00	0.00	0.00	0.00	0.00
SAP			0.00	2,340,000.00	0.00	0.00	2,340,000.00	0.00	2,340,000.00	0.00	0.00	2,340,000.00	0.00	0.00	0.00	0.00	0.00	0.00	0.00	2,340,000.00
SFP			0.00	0.00	0.00	0.00	0.00	0.00	0.00	0.00	0.00	0.00	0.00	0.00	0.00	0.00	0.00	0.00	0.00	0.00
FE CO			0.00	0.00	0.00	0.00	0.00	0.00	0.00	0.00	0.00	0.00	0.00	0.00	0.00	0.00	0.00	0.00	0.00	0.00
Natividad-Pangasinan			0.00	0.00	900,000.00	0.00	900,000.00	0.00	0.00	900,000.00	0.00	900,000.00	0.00	0.00	0.00	0.00	0.00	0.00	0.00	900,000.00
PS MOOE			0.00	0.00	900,000.00	0.00	900,000.00	0.00	0.00	900,000.00	0.00	900,000.00	0.00	0.00	0.00	0.00	0.00	0.00	0.00	900,000.00
SFP	08-05489	08/08/2024	0.00	0.00	0.00	0.00	0.00	0.00	0.00	0.00	0.00	0.00	0.00	0.00	0.00	0.00	0.00	0.00	0.00	0.00
SAP			0.00	0.00	900,000.00	0.00	900,000.00	0.00	0.00	900,000.00	0.00	900,000.00	0.00	0.00	0.00	0.00	0.00	0.00	0.00	900,000.00
SOCPEN			0.00	0.00	0.00	0.00	0.00	0.00	0.00	0.00	0.00	0.00	0.00	0.00	0.00	0.00	0.00	0.00	0.00	0.00
SAP			0.00	0.00	0.00	0.00	0.00	0.00	0.00	0.00	0.00	0.00	0.00	0.00	0.00	0.00	0.00	0.00	0.00	0.00
SAP			0.00	0.00	0.00	0.00	0.00	0.00	0.00	0.00	0.00	0.00	0.00	0.00	0.00	0.00	0.00	0.00	0.00	0.00
SOCPEN			0.00	0.00	0.00	0.00	0.00	0.00	0.00	0.00	0.00	0.00	0.00	0.00	0.00	0.00	0.00	0.00	0.00	0.00
SFP			0.00	0.00	0.00	0.00	0.00	0.00	0.00	0.00	0.00	0.00	0.00	0.00	0.00	0.00	0.00	0.00	0.00	0.00
FE CO			0.00	0.00	0.00	0.00	0.00	0.00	0.00	0.00	0.00	0.00	0.00	0.00	0.00	0.00	0.00	0.00	0.00	0.00
San Fabian-Pangasinan			0.00	0.00	2,430,000.00	0.00	2,430,000.00	0.00	0.00	2,430,000.00	0.00	2,430,000.00	0.00	0.00	0.00	0.00	0.00	0.00	0.00	2,430,000.00
PS MOOE			0.00	0.00	2,430,000.00	0.00	2,430,000.00	0.00	0.00	2,430,000.00	0.00	2,430,000.00	0.00	0.00	0.00	0.00	0.00	0.00	0.00	2,430,000.00
SFP	07-05206	07/29/2024	0.00	0.00	0.00	0.00	0.00	0.00	0.00	0.00	0.00	0.00	0.00	0.00	0.00	0.00	0.00	0.00	0.00	0.00
SAP			0.00	0.00	2,430,000.00	0.00	2,430,000.00	0.00	0.00	2,430,000.00	0.00	2,430,000.00	0.00	0.00	0.00	0.00	0.00	0.00	0.00	2,430,000.00
SFP			0.00	0.00	0.00	0.00	0.00	0.00	0.00	0.00	0.00	0.00	0.00	0.00	0.00	0.00	0.00	0.00	0.00	0.00
FE CO			0.00	0.00	0.00	0.00	0.00	0.00	0.00	0.00	0.00	0.00	0.00	0.00	0.00	0.00	0.00	0.00	0.00	0.00
San Jacinto-Pangasinan			7,764,000.00	0.00	0.00	0.00	7,764,000.00	7,764,000.00	0.00	0.00	0.00	7,764,000.00	0.00	7,764,000.00	0.00	0.00	7,764,000.00	0.00	0.00	0.00
PS MOOE			7,764,000.00	0.00	0.00	0.00	7,764,000.00	7,764,000.00	0.00	0.00	0.00	7,764,000.00	0.00	7,764,000.00	0.00	0.00	7,764,000.00	0.00	0.00	0.00
SAP	03-01577	03/19/2024	0.00	0.00	0.00	0.00	0.00	0.00	0.00	0.00	0.00	0.00	0.00	0.00	0.00	0.00	0.00	0.00	0.00	0.00
SOCPEN-1st Sem			7,764,000.00	0.00	0.00	0.00	7,764,000.00	7,764,000.00	0.00	0.00	0.00	7,764,000.00	0.00	7,764,000.00	0.00	0.00	7,764,000.00	0.00	0.00	0.00
SAP			0.00	0.00	0.00	0.00	0.00	0.00	0.00	0.00	0.00	0.00	0.00	0.00	0.00	0.00	0.00	0.00	0.00	0.00
SOCPEN			0.00	0.00	0.00	0.00	0.00	0.00	0.00	0.00	0.00	0.00	0.00	0.00	0.00	0.00	0.00	0.00	0.00	0.00
SFP			0.00	0.00	0.00	0.00	0.00	0.00	0.00	0.00	0.00	0.00	0.00	0.00	0.00	0.00	0.00	0.00	0.00	0.00
FE CO			0.00	0.00	0.00	0.00	0.00	0.00	0.00	0.00	0.00	0.00	0.00	0.00	0.00	0.00	0.00	0.00	0.00	0.00
San Quintin-Pangasinan			8,832,000.00	0.00	4,416,000.00	0.00	13,248,000.00	8,832,000.00	0.00	4,416,000.00	0.00	13,248,000.00	0.00	8,832,000.00	0.00	0.00	8,832,000.00	0.00	0.00	4,416,000.00
PS MOOE			8,832,000.00	0.00	4,416,000.00	0.00	13,248,000.00	8,832,000.00	0.00	4,416,000.00	0.00	13,248,000.00	0.00	8,832,000.00	0.00	0.00	8,832,000.00	0.00	0.00	4,416,000.00
SAP	03-01638	03/21/2024	0.00	0.00	0.00	0.00	0.00	0.00	0.00	0.00	0.00	0.00	0.00	0.00	0.00	0.00	0.00	0.00	0.00	0.00
SOCPEN-1st Sem	08-06031	08/20/2024	8,832,000.00	0.00	0.00	0.00	8,832,000.00	8,832,000.00	0.00	0.00	0.00	8,832,000.00	0.00	8,832,000.00	0.00	0.00	8,832,000.00	0.00	0.00	0.00
SOCPEN-3rd Qtr			0.00	0.00	4,416,000.00	0.00	4,416,000.00	0.00	0.00	4,416,000.00	0.00	4,416,000.00	0.00	0.00	0.00	0.00	0.00	0.00	0.00	4,416,000.00
SFP			0.00	0.00	0.00	0.00	0.00	0.00	0.00	0.00	0.00	0.00	0.00	0.00	0.00	0.00	0.00	0.00	0.00	0.00
FE CO			0.00	0.00	0.00	0.00	0.00	0.00	0.00	0.00	0.00	0.00	0.00	0.00	0.00	0.00	0.00	0.00	0.00	0.00
Santa Maria-Pangasinan			7,668,000.00	0.00	5,094,000.00	0.00	12,762,000.00	7,668,000.00	0.00	5,094,000.00	0.00	12,762,000.00	0.00	7,668,000.00	3,834,000.00	0.00	11,502,000.00	0.00	0.00	1,260,000.00
PS MOOE			7,668,000.00	0.00	5,094,000.00	0.00	12,762,000.00	7,668,000.00	0.00	5,094,000.00	0.00	12,762,000.00	0.00	7,668,000.00	3,834,000.00	0.00	11,502,000.00	0.00	0.00	1,260,000.

Implementing Agencies and Projects	Obligations						Disbursements (Funds Transferred To)					Liquidations				Unpaid Obligations	Unliquidated Fund Transfers			
	Obligation Request and Status		1st Quarter ending March 31	2nd Quarter ending June 30	3rd Quarter ending Sept. 30	4th Quarter ending Dec. 31	Total	1st Quarter ending March 31	2nd Quarter ending June 30	3rd Quarter ending Sept. 30	4th Quarter ending Dec. 31	Total	1st Quarter ending March 31	2nd Quarter ending June 30	3rd Quarter ending Sept. 30			4th Quarter ending Dec. 31	Total	
	Number	Date																		
Sison-Pangasinan			0.00	0.00	1,800,000.00	0.00	1,800,000.00	0.00	0.00	1,800,000.00	0.00	1,800,000.00	0.00	0.00	0.00	0.00	0.00	0.00	0.00	1,800,000.00
PS MOOE			0.00	0.00	1,800,000.00	0.00	1,800,000.00	0.00	0.00	1,800,000.00	0.00	1,800,000.00	0.00	0.00	0.00	0.00	0.00	0.00	0.00	1,800,000.00
SAP			0.00		0.00		0.00			0.00		0.00								0.00
SOCPEN			0.00		0.00		0.00			0.00		0.00								0.00
SFP	08-05491	08/08/2024			1,800,000.00		1,800,000.00			1,800,000.00		1,800,000.00								1,800,000.00
SAP																				0.00
SOCPEN																				0.00
FE																				0.00
CO																				0.00
Tayug-Pangasinan			11,160,000.00	0.00	5,580,000.00	0.00	16,740,000.00	11,160,000.00	0.00	5,580,000.00	0.00	16,740,000.00	0.00	11,160,000.00	0.00	0.00	11,160,000.00	0.00	0.00	5,580,000.00
PS MOOE			11,160,000.00	0.00	5,580,000.00	0.00	16,740,000.00	11,160,000.00	0.00	5,580,000.00	0.00	16,740,000.00	0.00	11,160,000.00	0.00	0.00	11,160,000.00	0.00	0.00	5,580,000.00
SAP			0.00		0.00		0.00			0.00		0.00					0.00			0.00
SOCPEN-1st Sem	03-01655	03/25/2024	11,160,000.00				11,160,000.00	11,160,000.00				11,160,000.00		11,160,000.00			11,160,000.00			0.00
SOCPEN-3rd Qtr	08-05257	08/01/2024			5,580,000.00		5,580,000.00			5,580,000.00		5,580,000.00					5,580,000.00			5,580,000.00
SAP																				0.00
SOCPEN																				0.00
FE																				0.00
CO																				0.00
Uminan-Pangasinan			0.00	10,992,000.00	10,992,000.00	0.00	21,984,000.00	0.00	10,992,000.00	5,496,000.00	0.00	16,488,000.00	0.00	10,992,000.00	5,496,000.00	0.00	16,488,000.00	5,496,000.00	0.00	0.00
PS MOOE			0.00	10,992,000.00	10,992,000.00	0.00	21,984,000.00	0.00	10,992,000.00	5,496,000.00	0.00	16,488,000.00	0.00	10,992,000.00	5,496,000.00	0.00	16,488,000.00	5,496,000.00	0.00	0.00
SAP			0.00		0.00		0.00			0.00		0.00					0.00			0.00
SOCPEN-1st Sem	04-02133	04/15/2024		10,992,000.00			10,992,000.00		10,992,000.00			10,992,000.00		10,992,000.00			10,992,000.00			0.00
SOCPEN-3rd Qtr	08-05258	08/01/2024			5,496,000.00		5,496,000.00			5,496,000.00		5,496,000.00			5,496,000.00		5,496,000.00			5,496,000.00
SOCPEN-4th Qtr	09-07778	09/25/2024			5,496,000.00		5,496,000.00			5,496,000.00		5,496,000.00			5,496,000.00		5,496,000.00			5,496,000.00
SAP																				0.00
SOCPEN																				0.00
FE																				0.00
CO																				0.00
Urbiztondo-Pangasinan			0.00	0.00	2,475,000.00	0.00	2,475,000.00	0.00	0.00	2,475,000.00	0.00	2,475,000.00	0.00	0.00	0.00	0.00	2,475,000.00	0.00	0.00	2,475,000.00
PS MOOE			0.00	0.00	2,475,000.00	0.00	2,475,000.00	0.00	0.00	2,475,000.00	0.00	2,475,000.00	0.00	0.00	0.00	0.00	2,475,000.00	0.00	0.00	2,475,000.00
SAP			0.00				0.00			0.00		0.00					0.00			0.00
SOCPEN			0.00				0.00			0.00		0.00					0.00			0.00
SFP	07-04788	07/17/2024			2,475,000.00		2,475,000.00			2,475,000.00		2,475,000.00					2,475,000.00			2,475,000.00
SOCPEN																				0.00
FE																				0.00
CO																				0.00
Urdaneta-Pangasinan			0.00	4,140,000.00	0.00	0.00	4,140,000.00	0.00	4,140,000.00	0.00	0.00	4,140,000.00	0.00	0.00	0.00	0.00	4,140,000.00	0.00	0.00	4,140,000.00
PS MOOE			0.00	4,140,000.00	0.00	0.00	4,140,000.00	0.00	4,140,000.00	0.00	0.00	4,140,000.00	0.00	0.00	0.00	0.00	4,140,000.00	0.00	0.00	4,140,000.00
SAP			0.00				0.00					0.00					0.00			0.00
SFP	06-03623	06/14/2024		4,140,000.00			4,140,000.00		4,140,000.00			4,140,000.00					4,140,000.00			4,140,000.00
FE																				0.00
CO																				0.00
GRAND TOTAL			69,048,000.00	76,332,000.00	83,773,800.00	0.00	229,153,800.00	56,424,000.00	88,956,000.00	75,094,800.00	0.00	220,474,800.00	1,224,000.00	96,804,000.00	47,931,000.00	0.00	145,959,000.00	8,679,000.00	0.00	74,515,800.00
PS																				
MOOE			69,048,000.00	76,332,000.00	83,773,800.00	0.00	229,153,800.00	56,424,000.00	88,956,000.00	75,094,800.00	0.00	220,474,800.00	1,224,000.00	96,804,000.00	47,931,000.00	0.00	145,959,000.00	8,679,000.00	0.00	74,515,800.00
FE																				
CO																				

Certified Correct:


DELIA B. SANTIAGO
 Head, Budget Section
 Date: 4 October 2024

Certified Correct:


ARMINE REINA T. DE VERA
 Head, Accounting Section
 Date: 4 October 2024

Recommending Approval:


MELCIOR O. UBILAS, JR
 Chief, Finance and Management Division
 Date: 4 October 2024

Approved by:


MARIE ANGELA S. GOPALAN
 Regional Director
 Date: 4 October 2024

STATEMENT OF OBLIGATIONS, DISBURSEMENTS, LIQUIDATIONS AND BALANCES for INTER-AGENCY FUND TRANSFERS

As of the Quarter Ending 30 September 2024

Department: Department of Social Welfare and Development

Agency : Region II

Operating Unit : Accounting Unit

Organization Code (UACS): 20-001-0300002

Funding Source Code: Fund Cluster 01 - MDS Account

X	Current Year Appropriations
	Supplemental Appropriations
	Continuing Appropriations

Implementing Agencies and Projects	Obligations						Disbursements (Funds Transferred To)				Liquidations				Unpaid Obligations	Unliquidated Fund Transfers
	Obligation Request and Status		1st Quarter ending March 31	2nd Quarter ending June 30	3rd Quarter ending Sept. 30	Total	1st Quarter ending March 31	2nd Quarter ending June 30	3rd Quarter ending Sept. 30	Total	1st Quarter ending March 31	2nd Quarter ending June 30	3rd Quarter ending Sept. 30	Total		
	Number	Date	4	5	6	8 = (4+5+6+7)	9	5	11	8 = (4+5+6+7)	14	15	16	8 = (4+5+6+7)		
LGU San Mateo, Isabela (PSP-AICS)			9,300,000.00	-	2,000,000.00	11,300,000.00	9,300,000.00	-	2,000,000.00	11,300,000.00	-	-	9,300,000.00	9,300,000.00	-	2,000,000.00
MOOE	2024-03-001487, 2024-08-008644	03/06/2024 , 8/30/2024	9,300,000.00		2,000,000.00	11,300,000.00	9,300,000.00		2,000,000.00	11,300,000.00			9,300,000.00	9,300,000.00	-	2,000,000.00
LGU Angadanan, Isabela (PSP-AICS)			7,300,000.00	-	2,000,000.00	9,300,000.00	7,300,000.00	-	2,000,000.00	9,300,000.00	-	-	7,300,000.00	7,300,000.00	-	2,000,000.00
MOOE	001829; 2024-	9/20/24	7,300,000.00		2,000,000.00	9,300,000.00	7,300,000.00		2,000,000.00	9,300,000.00			7,300,000.00	7,300,000.00	-	2,000,000.00
Provincial Government of Isabela (PSP-AICS)			27,000,000.00	-	-	27,000,000.00	27,000,000.00	-	-	27,000,000.00	-	-	3,510,000.00	3,510,000.00	-	23,490,000.00
MOOE	001827	03/15/2024	27,000,000.00			27,000,000.00	27,000,000.00			27,000,000.00			3,510,000.00	3,510,000.00	-	23,490,000.00
LGU Alicia, Isabela (PSP-AICS)			9,600,000.00	-	-	9,600,000.00	9,600,000.00	-	-	9,600,000.00	-	-	9,600,000.00	9,600,000.00	-	-
MOOE	001828	03/15/2024	9,600,000.00			9,600,000.00	9,600,000.00			9,600,000.00			9,600,000.00	9,600,000.00	-	-
LGU Ramon, Isabela (PSP-AICS)			7,600,000.00	-	2,000,000.00	9,600,000.00	7,600,000.00	-	2,000,000.00	9,600,000.00	-	7,600,000.00	-	7,600,000.00	-	2,000,000.00
MOOE	002027; 2024-	9/20/24	7,600,000.00		2,000,000.00	9,600,000.00	7,600,000.00		2,000,000.00	9,600,000.00		7,600,000.00		7,600,000.00	-	2,000,000.00
LGU San Guillermo, Isabela (PSP-AICS)			-	1,500,000.00	-	1,500,000.00	-	1,500,000.00	-	1,500,000.00	-	1,414,000.00	86,000.00	1,500,000.00	-	-
MOOE	002606	04/05/2024		1,500,000.00		1,500,000.00		1,500,000.00		1,500,000.00		1,414,000.00	86,000.00	1,500,000.00	-	-
LGU Gamu, Isabela (PSP-AICS)			-	1,500,000.00	-	1,500,000.00	-	1,500,000.00	-	1,500,000.00	-	-	-	-	-	1,500,000.00
MOOE	003122	04/22/2024		1,500,000.00		1,500,000.00		1,500,000.00		1,500,000.00				-	-	1,500,000.00
LGU Aurora, Isabela (PSP-AICS)			-	1,500,000.00	-	1,500,000.00	-	1,500,000.00	-	1,500,000.00	-	-	1,500,000.00	1,500,000.00	-	-
MOOE	003198	04/23/2024		1,500,000.00		1,500,000.00		1,500,000.00		1,500,000.00			1,500,000.00	1,500,000.00	-	-
LGU Ilagan City, Isabela (PSP-AICS)			-	5,000,000.00	-	5,000,000.00	-	5,000,000.00	-	5,000,000.00	-	-	2,410,500.00	2,410,500.00	-	2,589,500.00
MOOE	003751	05/08/2024		5,000,000.00		5,000,000.00		5,000,000.00		5,000,000.00			2,410,500.00	2,410,500.00	-	2,589,500.00
LGU Burgos, Isabela (PSP-AICS)			-	1,500,000.00	-	1,500,000.00	-	1,500,000.00	-	1,500,000.00	-	-	-	-	-	1,500,000.00
MOOE	003515	05/03/2024		1,500,000.00		1,500,000.00		1,500,000.00		1,500,000.00				-	-	1,500,000.00

Implementing Agencies and Projects	Obligations					Disbursements (Funds Transferred To)				Liquidations				Unpaid Obligations	Unliquidated Fund Transfers	
	Obligation Request and Status		1st Quarter ending March 31	2nd Quarter ending June 30	3rd Quarter ending Sept. 30	Total	1st Quarter ending March 31	2nd Quarter ending June 30	3rd Quarter ending Sept. 30	Total	1st Quarter ending March 31	2nd Quarter ending June 30	3rd Quarter ending Sept. 30			Total
	Number	Date														
<u>LGU Maliliq, Isabela (PSP-AICS)</u>			-	1,500,000.00	-	1,500,000.00	-	1,500,000.00	-	1,500,000.00	-	-	337,000.00	337,000.00	-	1,163,000.00
MOOE	004168	05/17/2024		1,500,000.00		1,500,000.00		1,500,000.00		1,500,000.00			337,000.00	337,000.00	-	1,163,000.00
<u>LGU Iguig, Cagayan (SFP 14th cycle implementation)</u>			-	-	1,654,200.00	1,654,200.00	-	-	1,654,200.00	1,654,200.00	-	-	-	-	-	1,654,200.00
MOOE	006311	07/11/2024			1,654,200.00	1,654,200.00			1,654,200.00	1,654,200.00					-	1,654,200.00
<u>LGU San Guillermo, Isabela (SFP 14th cycle implementation)</u>			-	-	1,292,400.00	1,292,400.00	-	-	1,292,400.00	1,292,400.00	-	-	-	-	-	1,292,400.00
MOOE	006303	07/11/2024			1,292,400.00	1,292,400.00			1,292,400.00	1,292,400.00					-	1,292,400.00
<u>LGU Kasibu, Nueva Vizcaya (SFP 14th cycle implementation)</u>			-	-	1,980,000.00	1,980,000.00	-	-	1,980,000.00	1,980,000.00	-	-	-	-	-	1,980,000.00
MOOE	006304	07/11/2024			1,980,000.00	1,980,000.00			1,980,000.00	1,980,000.00					-	1,980,000.00
<u>LGU Echague, Isabela (SFP 14th cycle implementation)</u>			-	-	5,140,800.00	5,140,800.00	-	-	5,140,800.00	5,140,800.00	-	-	-	-	-	5,140,800.00
MOOE	2024-07-6536	07/17/2024			5,140,800.00	5,140,800.00			5,140,800.00	5,140,800.00					-	5,140,800.00
<u>LGU Bagao, Cagayan (SFP 14th cycle implementation)</u>			-	-	3,510,000.00	3,510,000.00	-	-	3,510,000.00	3,510,000.00	-	-	-	-	-	3,510,000.00
MOOE	2024-07-6537	07/17/2024			3,510,000.00	3,510,000.00			3,510,000.00	3,510,000.00					-	3,510,000.00
<u>LGU Camalaniugan, Cagayan (SFP 14th cycle implementation)</u>			-	-	1,355,400.00	1,355,400.00	-	-	1,355,400.00	1,355,400.00	-	-	-	-	-	1,355,400.00
MOOE	2024-07-6538	07/17/2024			1,355,400.00	1,355,400.00			1,355,400.00	1,355,400.00					-	1,355,400.00
<u>LGU Peñablanca, Cagayan (SFP 14th cycle implementation)</u>			-	-	2,124,000.00	2,124,000.00	-	-	2,124,000.00	2,124,000.00	-	-	-	-	-	2,124,000.00
MOOE	2024-07-6539	07/17/2024			2,124,000.00	2,124,000.00			2,124,000.00	2,124,000.00					-	2,124,000.00
<u>LGU Tuao, Cagayan (SFP 14th cycle implementation)</u>			-	-	2,250,000.00	2,250,000.00	-	-	2,250,000.00	2,250,000.00	-	-	-	-	-	2,250,000.00
MOOE	2024-07-6566	07/18/2024			2,250,000.00	2,250,000.00			2,250,000.00	2,250,000.00					-	2,250,000.00
<u>LGU Rizal, Cagayan (SFP 14th cycle implementation)</u>			-	-	1,260,000.00	1,260,000.00	-	-	1,260,000.00	1,260,000.00	-	-	-	-	-	1,260,000.00
MOOE	2024-07-6570	07/18/2024			1,260,000.00	1,260,000.00			1,260,000.00	1,260,000.00					-	1,260,000.00
<u>LGU Cabagan, Isabela (SFP 14th cycle implementation)</u>			-	-	2,325,600.00	2,325,600.00	-	-	2,325,600.00	2,325,600.00	-	-	-	-	-	2,325,600.00
MOOE	2024-07-6569	07/18/2024			2,325,600.00	2,325,600.00			2,325,600.00	2,325,600.00					-	2,325,600.00
<u>LGU Alicia, Isabela (SFP 14th cycle implementation)</u>			-	-	4,086,000.00	4,086,000.00	-	-	4,086,000.00	4,086,000.00	-	-	-	-	-	4,086,000.00
MOOE	2024-07-6568	07/18/2024			4,086,000.00	4,086,000.00			4,086,000.00	4,086,000.00					-	4,086,000.00
<u>LGU Aurora, Isabela (SFP 14th cycle implementation)</u>			-	-	1,260,000.00	1,260,000.00	-	-	1,260,000.00	1,260,000.00	-	-	-	-	-	1,260,000.00
MOOE	2024-07-6567	07/23/2024			1,260,000.00	1,260,000.00			1,260,000.00	1,260,000.00					-	1,260,000.00

Implementing Agencies and Projects	Obligations					Disbursements (Funds Transferred To)				Liquidations				Unpaid Obligations	Unliquidated Fund Transfers	
	Obligation Request and Status		1st Quarter ending March 31	2nd Quarter ending June 30	3rd Quarter ending Sept. 30	Total	1st Quarter ending March 31	2nd Quarter ending June 30	3rd Quarter ending Sept. 30	Total	1st Quarter ending March 31	2nd Quarter ending June 30	3rd Quarter ending Sept. 30			Total
	Number	Date														
<u>LGU Bambang, Nueva Vizcaya (SFP 14th cycle implementation)</u>			-	-	1,980,000.00	1,980,000.00	-	-	1,980,000.00	1,980,000.00	-	-	-	-	-	1,980,000.00
MOOE	006798	07/23/2024			1,980,000.00	1,980,000.00			1,980,000.00	1,980,000.00						1,980,000.00
<u>LGU Kayapa, Nueva Vizcaya (SFP 14th cycle implementation)</u>			-	-	1,440,000.00	1,440,000.00	-	-	1,440,000.00	1,440,000.00	-	-	-	-	-	1,440,000.00
MOOE	006799	07/23/2024			1,440,000.00	1,440,000.00			1,440,000.00	1,440,000.00						1,440,000.00
<u>LGU Sta. Fe, Nueva Vizcaya (SFP 14th cycle implementation)</u>			-	-	810,000.00	810,000.00	-	-	810,000.00	810,000.00	-	-	-	-	-	810,000.00
MOOE	006800	07/23/2024			810,000.00	810,000.00			810,000.00	810,000.00						810,000.00
<u>LGU Alfonso Castañeda, Nueva Vizcaya (SFP 14th cycle implementation)</u>			-	-	739,800.00	739,800.00	-	-	739,800.00	739,800.00	-	-	-	-	-	739,800.00
MOOE	006801	07/23/2024			739,800.00	739,800.00			739,800.00	739,800.00						739,800.00
<u>LGU Aritao, Nueva Vizcaya (SFP 14th cycle implementation)</u>			-	-	1,260,000.00	1,260,000.00	-	-	1,260,000.00	1,260,000.00	-	-	-	-	-	1,260,000.00
MOOE	006802	07/23/2024			1,260,000.00	1,260,000.00			1,260,000.00	1,260,000.00						1,260,000.00
<u>LGU Solano, Nueva Vizcaya (SFP 14th cycle implementation)</u>			-	-	3,060,000.00	3,060,000.00	-	-	3,060,000.00	3,060,000.00	-	-	-	-	-	3,060,000.00
MOOE	006803	07/23/2024			3,060,000.00	3,060,000.00			3,060,000.00	3,060,000.00						3,060,000.00
<u>LGU Enrile, Cagayan (SFP 14th cycle implementation)</u>			-	-	1,530,000.00	1,530,000.00	-	-	1,530,000.00	1,530,000.00	-	-	-	-	-	1,530,000.00
MOOE	006804	07/23/2024			1,530,000.00	1,530,000.00			1,530,000.00	1,530,000.00						1,530,000.00
<u>LGU Roxas, Isabela (SFP 14th cycle implementation)</u>			-	-	2,736,000.00	2,736,000.00	-	-	2,736,000.00	2,736,000.00	-	-	-	-	-	2,736,000.00
MOOE	006805	07/23/2024			2,736,000.00	2,736,000.00			2,736,000.00	2,736,000.00						2,736,000.00
<u>LGU San Manuel, Isabela (SFP 14th cycle implementation)</u>			-	-	1,026,000.00	1,026,000.00	-	-	1,026,000.00	1,026,000.00	-	-	-	-	-	1,026,000.00
MOOE	006806	07/23/2024			1,026,000.00	1,026,000.00			1,026,000.00	1,026,000.00						1,026,000.00
<u>LGU Cabatuan, Isabela (SFP 14th cycle implementation)</u>			-	-	1,096,200.00	1,096,200.00	-	-	1,096,200.00	1,096,200.00	-	-	-	-	-	1,096,200.00
MOOE	006807	07/23/2024			1,096,200.00	1,096,200.00			1,096,200.00	1,096,200.00						1,096,200.00
<u>LGU Quezon, Nueva Vizcaya (SFP 14th cycle implementation)</u>			-	-	1,170,000.00	1,170,000.00	-	-	1,170,000.00	1,170,000.00	-	-	-	-	-	1,170,000.00
MOOE	006990	07/26/2024			1,170,000.00	1,170,000.00			1,170,000.00	1,170,000.00						1,170,000.00
<u>LGU Diadi, Nueva Vizcaya (SFP 14th cycle implementation)</u>			-	-	914,400.00	914,400.00	-	-	914,400.00	914,400.00	-	-	-	-	-	914,400.00
MOOE	006991	07/26/2024			914,400.00	914,400.00			914,400.00	914,400.00						914,400.00
<u>LGU Ambaguio, Nueva Vizcaya (SFP 14th cycle implementation)</u>			-	-	1,170,000.00	1,170,000.00	-	-	1,170,000.00	1,170,000.00	-	-	-	-	-	1,170,000.00
MOOE	2024-07- nn6992	07/26/2024			1,170,000.00	1,170,000.00			1,170,000.00	1,170,000.00						1,170,000.00

Implementing Agencies and Projects	Obligations					Disbursements (Funds Transferred To)				Liquidations				Unpaid Obligations	Unliquidated Fund Transfers	
	Obligation Request and Status		1st Quarter ending March 31	2nd Quarter ending June 30	3rd Quarter ending Sept. 30	Total	1st Quarter ending March 31	2nd Quarter ending June 30	3rd Quarter ending Sept. 30	Total	1st Quarter ending March 31	2nd Quarter ending June 30	3rd Quarter ending Sept. 30			Total
	Number	Date														
<u>LGU Dupax del Sur, Nueva Vizcaya (SFP 14th cycle implementation)</u>			-	-	1,170,000.00	1,170,000.00	-	-	1,170,000.00	1,170,000.00	-	-	-	-	1,170,000.00	
MOOE	2024-07-006993	07/26/2024			1,170,000.00	1,170,000.00			1,170,000.00	1,170,000.00					1,170,000.00	
<u>LGU Dupax del Norte, Nueva Vizcaya (SFP 14th cycle implementation)</u>			-	-	1,404,000.00	1,404,000.00	-	-	1,404,000.00	1,404,000.00	-	-	-	-	1,404,000.00	
MOOE	2024-07-006989	07/26/2024			1,404,000.00	1,404,000.00			1,404,000.00	1,404,000.00					1,404,000.00	
<u>LGU Villaverde, Nueva Vizcaya (SFP 14th cycle implementation)</u>			-	-	955,800.00	955,800.00	-	-	955,800.00	955,800.00	-	-	-	-	955,800.00	
MOOE	2024-07-006988	07/26/2024			955,800.00	955,800.00			955,800.00	955,800.00					955,800.00	
<u>LGU Aglipay, Quirino (SFP 14th cycle implementation)</u>			-	-	1,369,800.00	1,369,800.00	-	-	1,369,800.00	1,369,800.00	-	-	-	-	1,369,800.00	
MOOE	2024-07-006987	07/26/2024			1,369,800.00	1,369,800.00			1,369,800.00	1,369,800.00					1,369,800.00	
<u>LGU Sta. Praxedes, Cagayan (SFP 14th cycle implementation)</u>			-	-	270,000.00	270,000.00	-	-	270,000.00	270,000.00	-	-	-	-	270,000.00	
MOOE	2024-07-006986	07/26/2024			270,000.00	270,000.00			270,000.00	270,000.00					270,000.00	
<u>LGU Jones, Isabela (SFP 14th cycle implementation)</u>			-	-	1,731,600.00	1,731,600.00	-	-	1,731,600.00	1,731,600.00	-	-	-	-	1,731,600.00	
MOOE	2024-07-006985	07/26/2024			1,731,600.00	1,731,600.00			1,731,600.00	1,731,600.00					1,731,600.00	
<u>LGU Tumauini, Isabela (SFP 14th cycle implementation)</u>			-	-	1,890,000.00	1,890,000.00	-	-	1,890,000.00	1,890,000.00	-	-	-	-	1,890,000.00	
MOOE	2024-07-006984	07/26/2024			1,890,000.00	1,890,000.00			1,890,000.00	1,890,000.00					1,890,000.00	
<u>LGU Reina Mercedes, Isabela (SFP 14th cycle implementation)</u>			-	-	1,530,000.00	1,530,000.00	-	-	1,530,000.00	1,530,000.00	-	-	-	-	1,530,000.00	
MOOE	2024-07-006983	07/26/2024			1,530,000.00	1,530,000.00			1,530,000.00	1,530,000.00					1,530,000.00	
<u>LGU Benito Soliven, Isabela (SFP 14th cycle implementation)</u>			-	-	1,675,800.00	1,675,800.00	-	-	1,675,800.00	1,675,800.00	-	-	-	-	1,675,800.00	
MOOE	2024-07-006880	07/25/2024			1,675,800.00	1,675,800.00			1,675,800.00	1,675,800.00					1,675,800.00	
<u>LGU Delfin Albano, Isabela (SFP 14th cycle implementation)</u>			-	-	1,612,800.00	1,612,800.00	-	-	1,612,800.00	1,612,800.00	-	-	-	-	1,612,800.00	
MOOE	2024-07-006812	07/24/2024			1,612,800.00	1,612,800.00			1,612,800.00	1,612,800.00					1,612,800.00	
<u>LGU Claveria, Cagayan (SFP 14th cycle implementation)</u>			-	-	1,530,000.00	1,530,000.00	-	-	1,530,000.00	1,530,000.00	-	-	-	-	1,530,000.00	
MOOE	2024-07-006881	07/25/2024			1,530,000.00	1,530,000.00			1,530,000.00	1,530,000.00					1,530,000.00	
<u>LGU Angadanan, Isabela (SFP 14th cycle implementation)</u>			-	-	2,811,600.00	2,811,600.00	-	-	2,811,600.00	2,811,600.00	-	-	-	-	2,811,600.00	
MOOE	2024-07-006882	07/25/2024			2,811,600.00	2,811,600.00			2,811,600.00	2,811,600.00					2,811,600.00	
<u>LGU Quirino, Isabela (SFP 14th cycle implementation)</u>			-	-	1,206,000.00	1,206,000.00	-	-	1,206,000.00	1,206,000.00	-	-	-	-	1,206,000.00	
MOOE	2024-07-006883	07/25/2024			1,206,000.00	1,206,000.00			1,206,000.00	1,206,000.00					1,206,000.00	

Implementing Agencies and Projects	Obligations					Disbursements (Funds Transferred To)				Liquidations				Unpaid Obligations	Unliquidated Fund Transfers		
	Obligation Request and Status		1st Quarter ending March 31	2nd Quarter ending June 30	3rd Quarter ending Sept. 30	Total	1st Quarter ending March 31	2nd Quarter ending June 30	3rd Quarter ending Sept. 30	Total	1st Quarter ending March 31	2nd Quarter ending June 30	3rd Quarter ending Sept. 30			Total	
	Number	Date															
LGU Ramon, Isabela (SFP 14th cycle implementation)			-	-	2,188,800.00	2,188,800.00	-	-	2,188,800.00	2,188,800.00	-	-	-	-	-	2,188,800.00	
MOOE	2024-08-007325	08/02/2024			2,188,800.00	2,188,800.00			2,188,800.00	2,188,800.00					-	-	2,188,800.00
LGU Maddela, Quirino (SFP 14th cycle implementation)			-	-	2,298,600.00	2,298,600.00	-	-	2,298,600.00	2,298,600.00	-	-	-	-	-	2,298,600.00	
MOOE	2024-08-7625	08/08/2024			2,298,600.00	2,298,600.00			2,298,600.00	2,298,600.00					-	-	2,298,600.00
LGU Burgos, Isabela (SFP 14th cycle implementation)			-	-	867,600.00	867,600.00	-	-	867,600.00	867,600.00	-	-	-	-	-	867,600.00	
MOOE	2024-08-00752	08/12/2024			867,600.00	867,600.00			867,600.00	867,600.00					-	-	867,600.00
LGU Divilacan, Isabela (SFP 14th cycle implementation)			-	-	450,000.00	450,000.00	-	-	450,000.00	450,000.00	-	-	-	-	-	450,000.00	
MOOE	2024-08-00766	08/15/2024			450,000.00	450,000.00			450,000.00	450,000.00					-	-	450,000.00
LGU Patanan, Isabela (SFP 14th cycle implementation)			-	-	1,278,000.00	1,278,000.00	-	-	1,278,000.00	1,278,000.00	-	-	-	-	-	1,278,000.00	
MOOE	2024-08-008009	08/20/2024			1,278,000.00	1,278,000.00			1,278,000.00	1,278,000.00					-	-	1,278,000.00
LGU Dinapigue, Isabela (SFP 14th cycle implementation)			-	-	379,800.00	379,800.00	-	-	379,800.00	379,800.00	-	-	-	-	-	379,800.00	
MOOE	2024-08-007900	08/19/2024			379,800.00	379,800.00			379,800.00	379,800.00					-	-	379,800.00
LGU Sto. Tomas, Isabela (SFP 14th cycle implementation)			-	-	1,305,000.00	1,305,000.00	-	-	1,305,000.00	1,305,000.00	-	-	-	-	-	1,305,000.00	
MOOE	2024-08-007666	08/15/2024			1,305,000.00	1,305,000.00			1,305,000.00	1,305,000.00					-	-	1,305,000.00
LGU San Mateo, Isabela (SFP 14th cycle implementation)			-	-	1,832,400.00	1,832,400.00	-	-	1,832,400.00	1,832,400.00	-	-	-	-	-	1,832,400.00	
MOOE	2024-08-007664	08/15/2024			1,832,400.00	1,832,400.00			1,832,400.00	1,832,400.00					-	-	1,832,400.00
LGU Cabarroguis, Quirino (SFP 14th cycle implementation)			-	-	1,449,000.00	1,449,000.00	-	-	1,449,000.00	1,449,000.00	-	-	-	-	-	1,449,000.00	
MOOE	2024-08-007874	08/15/2024			1,449,000.00	1,449,000.00			1,449,000.00	1,449,000.00					-	-	1,449,000.00
LGU Saguday, Quirino (SFP 14th cycle implementation)			-	-	1,035,000.00	1,035,000.00	-	-	1,035,000.00	1,035,000.00	-	-	-	-	-	1,035,000.00	
MOOE	2024-08-007863	08/15/2024			1,035,000.00	1,035,000.00			1,035,000.00	1,035,000.00					-	-	1,035,000.00
LGU Nagtunan, Quirino (SFP 14th cycle implementation)			-	-	1,855,800.00	1,855,800.00	-	-	1,855,800.00	1,855,800.00	-	-	-	-	-	1,855,800.00	
MOOE	2024-08-007862	08/15/2024			1,855,800.00	1,855,800.00			1,855,800.00	1,855,800.00					-	-	1,855,800.00
LGU Bayombong, Isabela (SFP 14th cycle implementation)			-	-	1,818,000.00	1,818,000.00	-	-	1,818,000.00	1,818,000.00	-	-	-	-	-	1,818,000.00	
MOOE	2024-08-007861	08/15/2024			1,818,000.00	1,818,000.00			1,818,000.00	1,818,000.00					-	-	1,818,000.00
LGU Ballesteros, Cagayan (SFP 14th cycle implementation)			-	-	954,000.00	954,000.00	-	-	954,000.00	954,000.00	-	-	-	-	-	954,000.00	
MOOE	2024-08-008052	08/20/2024			954,000.00	954,000.00			954,000.00	954,000.00					-	-	954,000.00
LGU Naquilian, Isabela (SFP 14th cycle implementation)			-	-	1,767,600.00	1,767,600.00	-	-	1,767,600.00	1,767,600.00	-	-	-	-	-	1,767,600.00	

Implementing Agencies and Projects	Obligations					Disbursements (Funds Transferred To)				Liquidations				Unpaid Obligations	Unliquidated Fund Transfers	
	Obligation Request and Status		1st Quarter ending March 31	2nd Quarter ending June 30	3rd Quarter ending Sept. 30	Total	1st Quarter ending March 31	2nd Quarter ending June 30	3rd Quarter ending Sept. 30	Total	1st Quarter ending March 31	2nd Quarter ending June 30	3rd Quarter ending Sept. 30			Total
	Number	Date														
MOOE	2024-08-008055	08/20/2024			1,767,600.00	1,767,600.00			1,767,600.00	1,767,600.00				-	-	1,767,600.00
<u>LGU San Agustin, Isabela (SFP 14th cycle implementation)</u>			-	-	990,000.00	990,000.00	-	-	990,000.00	990,000.00	-	-	-	-	-	990,000.00
MOOE	2024-08-008060	08/20/2024			990,000.00	990,000.00			990,000.00	990,000.00				-	-	990,000.00
<u>LGU Cauayan City, Isabela (SFP 14th cycle implementation)</u>			-	-	5,580,000.00	5,580,000.00	-	-	5,580,000.00	5,580,000.00	-	-	-	-	-	5,580,000.00
MOOE	2024-08-008056	08/20/2024			5,580,000.00	5,580,000.00			5,580,000.00	5,580,000.00				-	-	5,580,000.00
<u>LGU Calayan, Cagayan (SFP 14th cycle implementation)</u>			-	-	1,110,600.00	1,110,600.00	-	-	1,110,600.00	1,110,600.00	-	-	-	-	-	1,110,600.00
MOOE	2024-08-007855	08/15/2024			1,110,600.00	1,110,600.00			1,110,600.00	1,110,600.00				-	-	1,110,600.00
<u>LGU Sta. Maria, Isabela (SFP 14th cycle implementation)</u>			-	-	1,647,000.00	1,647,000.00	-	-	1,647,000.00	1,647,000.00	-	-	-	-	-	1,647,000.00
MOOE	2024-08-007856	08/15/2024			1,647,000.00	1,647,000.00			1,647,000.00	1,647,000.00				-	-	1,647,000.00
<u>LGU Gonzaga, Cagayan (SFP 14th cycle implementation)</u>			-	-	2,665,800.00	2,665,800.00	-	-	2,665,800.00	2,665,800.00	-	-	-	-	-	2,665,800.00
MOOE	2024-08-007857	08/15/2024			2,665,800.00	2,665,800.00			2,665,800.00	2,665,800.00				-	-	2,665,800.00
<u>LGU Uyugan, Batanes (SFP 14th cycle implementation)</u>			-	-	54,000.00	54,000.00	-	-	54,000.00	54,000.00	-	-	-	-	-	54,000.00
MOOE	2024-08-007858	08/15/2024			54,000.00	54,000.00			54,000.00	54,000.00				-	-	54,000.00
<u>LGU Sabtang, Batanes (SFP 14th cycle implementation)</u>			-	-	82,800.00	82,800.00	-	-	82,800.00	82,800.00	-	-	-	-	-	82,800.00
MOOE	2024-08-007859	08/15/2024			82,800.00	82,800.00			82,800.00	82,800.00				-	-	82,800.00
<u>LGU Ivana, Batanes (SFP 14th cycle implementation)</u>			-	-	72,000.00	72,000.00	-	-	72,000.00	72,000.00	-	-	-	-	-	72,000.00
MOOE	007860	08/15/2024			72,000.00	72,000.00			72,000.00	72,000.00				-	-	72,000.00
<u>LGU Gamu, Isabela (SFP 14th cycle implementation)</u>			-	-	1,080,000.00	1,080,000.00	-	-	1,080,000.00	1,080,000.00	-	-	-	-	-	1,080,000.00
MOOE	2024-08-007865	08/15/2024			1,080,000.00	1,080,000.00			1,080,000.00	1,080,000.00				-	-	1,080,000.00
<u>LGU Quezon, Isabela (SFP 14th cycle implementation)</u>			-	-	1,395,000.00	1,395,000.00	-	-	1,395,000.00	1,395,000.00	-	-	-	-	-	1,395,000.00
MOOE	2024-08-007867	08/15/2024			1,395,000.00	1,395,000.00			1,395,000.00	1,395,000.00				-	-	1,395,000.00
<u>LGU Mallig, Isabela (SFP 14th cycle implementation)</u>			-	-	1,368,000.00	1,368,000.00	-	-	1,368,000.00	1,368,000.00	-	-	-	-	-	1,368,000.00
MOOE	2024-08-007873	08/15/2024			1,368,000.00	1,368,000.00			1,368,000.00	1,368,000.00				-	-	1,368,000.00
<u>LGU Mahatao, Batanes (SFP 14th cycle implementation)</u>			-	-	61,200.00	61,200.00	-	-	61,200.00	61,200.00	-	-	-	-	-	61,200.00
MOOE	2024-08-007875	08/15/2024			61,200.00	61,200.00			61,200.00	61,200.00				-	-	61,200.00
<u>LGU Sto. Niño, Cagayan (SFP 14th cycle implementation)</u>			-	-	1,530,000.00	1,530,000.00	-	-	1,530,000.00	1,530,000.00	-	-	-	-	-	1,530,000.00

Implementing Agencies and Projects	Obligations					Disbursements (Funds Transferred To)				Liquidations				Unpaid Obligations	Unliquidated Fund Transfers	
	Obligation Request and Status		1st Quarter ending March 31	2nd Quarter ending June 30	3rd Quarter ending Sept. 30	Total	1st Quarter ending March 31	2nd Quarter ending June 30	3rd Quarter ending Sept. 30	Total	1st Quarter ending March 31	2nd Quarter ending June 30	3rd Quarter ending Sept. 30			Total
	Number	Date														
MOOE	2024-08-007324	08/02/2024			1,530,000.00	1,530,000.00			1,530,000.00	1,530,000.00				-	-	1,530,000.00
<u>LGU Plat, Cagayan (SFP 14th cycle implementation)</u>			-	-	900,000.00	900,000.00	-	-	900,000.00	900,000.00	-	-	-	-	-	900,000.00
MOOE	2024-08-007895	08/19/2024			900,000.00	900,000.00			900,000.00	900,000.00				-	-	900,000.00
<u>LGU Lasam, Cagayan (SFP 14th cycle implementation)</u>			-	-	1,350,000.00	1,350,000.00	-	-	1,350,000.00	1,350,000.00	-	-	-	-	-	1,350,000.00
MOOE	2024-08-007896	08/19/2024			1,350,000.00	1,350,000.00			1,350,000.00	1,350,000.00				-	-	1,350,000.00
<u>LGU Alacapan, Cagayan (SFP 14th cycle implementation)</u>			-	-	1,458,000.00	1,458,000.00	-	-	1,458,000.00	1,458,000.00	-	-	-	-	-	1,458,000.00
MOOE	2024-08-007897	08/19/2024			1,458,000.00	1,458,000.00			1,458,000.00	1,458,000.00				-	-	1,458,000.00
<u>LGU Aparri, Cagayan (SFP 14th cycle implementation)</u>			-	-	4,244,400.00	4,244,400.00	-	-	4,244,400.00	4,244,400.00	-	-	-	-	-	4,244,400.00
MOOE	2024-08-007898	08/19/2024			4,244,400.00	4,244,400.00			4,244,400.00	4,244,400.00				-	-	4,244,400.00
<u>LGU Cordon, Isabela (SFP 14th cycle implementation)</u>			-	-	2,520,000.00	2,520,000.00	-	-	2,520,000.00	2,520,000.00	-	-	-	-	-	2,520,000.00
MOOE	2024-08-007899	08/19/2024			2,520,000.00	2,520,000.00			2,520,000.00	2,520,000.00				-	-	2,520,000.00
<u>LGU Abulug, Cagayan (SFP 14th cycle implementation)</u>			-	-	1,494,000.00	1,494,000.00	-	-	1,494,000.00	1,494,000.00	-	-	-	-	-	1,494,000.00
MOOE	2024-08-008048	08/20/2024			1,494,000.00	1,494,000.00			1,494,000.00	1,494,000.00				-	-	1,494,000.00
<u>LGU Sanchez Mira, Cagayan (SFP 14th cycle implementation)</u>			-	-	918,000.00	918,000.00	-	-	918,000.00	918,000.00	-	-	-	-	-	918,000.00
MOOE	2024-08-008050	08/20/2024			918,000.00	918,000.00			918,000.00	918,000.00				-	-	918,000.00
<u>LGU Amuluna, Cagayan (SFP 14th cycle implementation)</u>			-	-	2,520,000.00	2,520,000.00	-	-	2,520,000.00	2,520,000.00	-	-	-	-	-	2,520,000.00
MOOE	2024-08-008051	08/20/2024			2,520,000.00	2,520,000.00			2,520,000.00	2,520,000.00				-	-	2,520,000.00
<u>LGU Sta. Teresita, Cagayan (SFP 14th cycle implementation)</u>			-	-	1,170,000.00	1,170,000.00	-	-	1,170,000.00	1,170,000.00	-	-	-	-	-	1,170,000.00
MOOE	2024-08-008053	08/20/2024			1,170,000.00	1,170,000.00			1,170,000.00	1,170,000.00				-	-	1,170,000.00
<u>LGU Diffun, Quirino (SFP 14th cycle implementation)</u>			-	-	2,698,200.00	2,698,200.00	-	-	2,698,200.00	2,698,200.00	-	-	-	-	-	2,698,200.00
MOOE	2024-08-008059	08/20/2024			2,698,200.00	2,698,200.00			2,698,200.00	2,698,200.00				-	-	2,698,200.00
<u>LGU Tuquegarao City, Cagayan (SFP 14th cycle implementation)</u>			-	-	4,320,000.00	4,320,000.00	-	-	4,320,000.00	4,320,000.00	-	-	-	-	-	4,320,000.00
MOOE	2024-08-008460	08/28/2024			4,320,000.00	4,320,000.00			4,320,000.00	4,320,000.00				-	-	4,320,000.00
<u>LGU Buguey, Cagayan (SFP 14th cycle implementation)</u>			-	-	1,179,000.00	1,179,000.00	-	-	1,179,000.00	1,179,000.00	-	-	-	-	-	1,179,000.00
MOOE	2024-08-008461	08/28/2024			1,179,000.00	1,179,000.00			1,179,000.00	1,179,000.00				-	-	1,179,000.00
<u>LGU Pamplona, Cagayan (SFP 14th cycle implementation)</u>			-	-	900,000.00	900,000.00	-	-	900,000.00	900,000.00	-	-	-	-	-	900,000.00

Implementing Agencies and Projects	Obligations					Disbursements (Funds Transferred To)				Liquidations				Unpaid Obligations	Unliquidated Fund Transfers	
	Obligation Request and Status		1st Quarter ending March 31	2nd Quarter ending June 30	3rd Quarter ending Sept. 30	Total	1st Quarter ending March 31	2nd Quarter ending June 30	3rd Quarter ending Sept. 30	Total	1st Quarter ending March 31	2nd Quarter ending June 30	3rd Quarter ending Sept. 30			Total
	Number	Date														
MOOE	2024-08-008534	08/29/2024	-	-	900,000.00	900,000.00	-	-	900,000.00	900,000.00	-	-	-	-	-	900,000.00
<u>LGU Alcala, Cagayan (SFP 14th cycle implementation)</u>			-	-	1,350,000.00	1,350,000.00	-	-	1,350,000.00	1,350,000.00	-	-	-	-	-	1,350,000.00
MOOE	2024-08-008574	08/29/2024	-	-	1,350,000.00	1,350,000.00	-	-	1,350,000.00	1,350,000.00	-	-	-	-	-	1,350,000.00
<u>LGU Gattaran, Cagayan (SFP 14th cycle implementation)</u>			-	-	1,670,400.00	1,670,400.00	-	-	1,670,400.00	1,670,400.00	-	-	-	-	-	1,670,400.00
MOOE	2024-08-008575	08/29/2024	-	-	1,670,400.00	1,670,400.00	-	-	1,670,400.00	1,670,400.00	-	-	-	-	-	1,670,400.00
<u>LGU Luna, Isabela (SFP 14th cycle implementation)</u>			-	-	901,800.00	901,800.00	-	-	901,800.00	901,800.00	-	-	-	-	-	901,800.00
MOOE	2024-08-008576	08/29/2024	-	-	901,800.00	901,800.00	-	-	901,800.00	901,800.00	-	-	-	-	-	901,800.00
<u>LGU Santiago City (SFP 14th cycle implementation)</u>			-	-	5,220,000.00	5,220,000.00	-	-	5,220,000.00	5,220,000.00	-	-	-	-	-	5,220,000.00
MOOE	2024-08-008577	08/29/2024	-	-	5,220,000.00	5,220,000.00	-	-	5,220,000.00	5,220,000.00	-	-	-	-	-	5,220,000.00
<u>LGU Lallo, Cagayan (SFP 14th cycle implementation)</u>			-	-	1,800,000.00	1,800,000.00	-	-	1,800,000.00	1,800,000.00	-	-	-	-	-	1,800,000.00
MOOE	2024-08-008578	08/29/2024	-	-	1,800,000.00	1,800,000.00	-	-	1,800,000.00	1,800,000.00	-	-	-	-	-	1,800,000.00
<u>LGU San Mariano, Isabela (SFP 14th cycle implementation)</u>			-	-	3,319,200.00	3,319,200.00	-	-	3,319,200.00	3,319,200.00	-	-	-	-	-	3,319,200.00
MOOE	2024-08-008579	08/29/2024	-	-	3,319,200.00	3,319,200.00	-	-	3,319,200.00	3,319,200.00	-	-	-	-	-	3,319,200.00
<u>LGU San Isidro, Isabela (SFP 14th cycle implementation)</u>			-	-	702,000.00	702,000.00	-	-	702,000.00	702,000.00	-	-	-	-	-	702,000.00
MOOE	2024-08-008580	08/29/2024	-	-	702,000.00	702,000.00	-	-	702,000.00	702,000.00	-	-	-	-	-	702,000.00
<u>LGU Sta. Ana Cagayan (SFP 14th cycle implementation)</u>			-	-	1,278,000.00	1,278,000.00	-	-	1,278,000.00	1,278,000.00	-	-	-	-	-	1,278,000.00
MOOE	008581	08/29/2024	-	-	1,278,000.00	1,278,000.00	-	-	1,278,000.00	1,278,000.00	-	-	-	-	-	1,278,000.00
<u>LGU Ilaqan City, Isabela (SFP 14th cycle implementation)</u>			-	-	10,431,000.00	10,431,000.00	-	-	10,431,000.00	10,431,000.00	-	-	-	-	-	10,431,000.00
MOOE	2024-09-008969	09/04/2024	-	-	10,431,000.00	10,431,000.00	-	-	10,431,000.00	10,431,000.00	-	-	-	-	-	10,431,000.00
<u>LGU Solana, Cagayan (SFP 14th cycle implementation)</u>			-	-	2,826,000.00	2,826,000.00	-	-	2,826,000.00	2,826,000.00	-	-	-	-	-	2,826,000.00
MOOE	2024-09-008970	09/04/2024	-	-	2,826,000.00	2,826,000.00	-	-	2,826,000.00	2,826,000.00	-	-	-	-	-	2,826,000.00
<u>LGU Maconaon, Isabela (SFP 14th cycle implementation)</u>			-	-	468,000.00	468,000.00	-	-	468,000.00	468,000.00	-	-	-	-	-	468,000.00
MOOE	009126	09/06/2024	-	-	468,000.00	468,000.00	-	-	468,000.00	468,000.00	-	-	-	-	-	468,000.00
<u>LGU Basco, Batanes (SFP 14th cycle implementation)</u>			-	-	270,000.00	270,000.00	-	-	270,000.00	270,000.00	-	-	-	-	-	270,000.00
MOOE	009127	09/06/2024	-	-	270,000.00	270,000.00	-	-	270,000.00	270,000.00	-	-	-	-	-	270,000.00
<u>LGU Itbayat, Batanes (SFP 14th cycle implementation)</u>			-	-	127,800.00	127,800.00	-	-	127,800.00	127,800.00	-	-	-	-	-	127,800.00

Implementing Agencies and Projects	Obligations					Disbursements (Funds Transferred To)				Liquidations				Unpaid Obligations	Unliquidated Fund Transfers	
	Obligation Request and Status		1st Quarter ending March 31	2nd Quarter ending June 30	3rd Quarter ending Sept. 30	Total	1st Quarter ending March 31	2nd Quarter ending June 30	3rd Quarter ending Sept. 30	Total	1st Quarter ending March 31	2nd Quarter ending June 30	3rd Quarter ending Sept. 30			Total
	Number	Date														
MOOE	009151	09/06/2024			127,800.00	127,800.00			127,800.00	127,800.00				-	-	127,800.00
<u>LGU San Pablo, Isabela (SFP 14th cycle Implementation)</u>			-	-	1,368,000.00	1,368,000.00	-	-	1,368,000.00	1,368,000.00	-	-	-	-	-	1,368,000.00
MOOE	009267	09/10/2024			1,368,000.00	1,368,000.00			1,368,000.00	1,368,000.00				-	-	1,368,000.00
<u>LGU Lasam, Cagayan - Community Grants</u>			-	-	1,200,000.00	1,200,000.00	-	-	1,193,125.50	1,193,125.50	-	-	863,482.97	863,482.97	6,874.50	329,642.53
MOOE DSWD KALAHI-CIDSS PAMANA/CABATACAN WEST	2024-06-005783	06/26/2024			1,200,000.00	1,200,000.00			1,193,125.50	1,193,125.50			863,482.97	863,482.97	6,874.50	329,642.53
<u>LGU Baguio, Cagayan - Community Grants</u>			-	-	1,200,000.00	1,200,000.00	-	-	1,180,803.09	1,180,803.09	-	-	-	-	19,196.91	1,180,803.09
MOOE DSWD KALAHI-CIDSS: ASINGA-VIA	2024-07-006125	07/09/2024			1,200,000.00	1,200,000.00			1,180,803.09	1,180,803.09					19,196.91	1,180,803.09
<u>LGU Gonzaga, Cagayan - Community Grants</u>			-	-	1,200,000.00	1,200,000.00	-	-	1,193,508.00	1,193,508.00	-	-	-	-	6,492.00	1,193,508.00
MOOE DSWD KALAHI-CIDSS PAMANA/STA. CLARA	2024-06-005787	06/28/2024			1,200,000.00	1,200,000.00			1,193,508.00	1,193,508.00					6,492.00	1,193,508.00
<u>LGU Sta. Maria, Isabela (Community Grants)</u>			-	-	7,500,000.00	7,500,000.00	-	-	6,750,000.00	6,750,000.00	-	-	4,919,484.30	4,919,484.30	750,000.00	1,830,515.70
MOOE DSWD KALAHI CIDSS KKB-CDD. BRGY POBLACION 1	2024-06-005245	06/20/2024			7,500,000.00	7,500,000.00			6,750,000.00	6,750,000.00			4,919,484.30	4,919,484.30	750,000.00	1,830,515.70
<u>LGU Sta. Ana, Cagayan (Community Grants)</u>			-	-	1,200,000.00	1,200,000.00	-	-	1,200,000.00	1,200,000.00	-	-	995,354.76	995,354.76	-	204,645.24
MOOE DSWD KALAHI-CIDSS PAMANA/CASAMBALANGAN	2024-06-005788	06/28/2024			1,200,000.00	1,200,000.00			1,200,000.00	1,200,000.00			995,354.76	995,354.76	-	204,645.24
GRAND TOTAL			60,800,000.00	12,500,000.00	179,148,000.00	252,448,000.00	60,800,000.00	12,500,000.00	178,365,436.59	251,665,436.59	-	9,014,000.00	40,821,822.03	49,835,822.03	782,563.41	201,829,614.56
PS					-	-			-	-					-	-
MOOE			60,800,000.00	12,500,000.00	179,148,000.00	252,448,000.00	60,800,000.00	12,500,000.00	178,365,436.59	251,665,436.59	-	9,014,000.00	40,821,822.03	49,835,822.03	782,563.41	201,829,614.56
FE					-	-			-	-					-	-
CO					-	-			-	-					-	-

Prepared by:

Certified correct:

Approved by:


SHERIL S. UBARRE
 Administrative Assistant II


MARIA CHERRYLLE I. CABALZA
 AO V / Accounting Section Head

LUCIA SUYU-ALAN, RSW
 Regional Director


CELSO L. ARAO, JR.
 Director III
 ARD for Administration

STATEMENT OF OBLIGATIONS, DISBURSEMENTS, LIQUIDATIONS AND BALANCES for INTER-AGENCY FUND TRANSFERS

As of the Quarter Ending 30 September 2024

Department: Department of Social Welfare and Development

Agency : Region II

Operating Unit : Accounting Unit

Organization Code (UACS): 20-001-03-00002

Funding Source Code: Fund Cluster 01 - MDS Account

	Current Year Appropriation
	Supplemental Appropriation
X	Continuing Appropriation

Implementing Agencies and Projects	Obligations					Disbursements (Funds Transferred To)				Liquidations				Unpaid Obligations	Unliquidated Fund Transfers	
	Obligation Request and Status		1st Quarter ending March 31	2nd Quarter ending June 30	3rd Quarter ending Sept. 30	Total	1st Quarter ending March 31	2nd Quarter ending June 30	3rd Quarter ending Sept. 30	Total	1st Quarter ending March 31	2nd Quarter ending June 30	3rd Quarter ending Sept. 30			Total
	Number	Date														
LGU Sta. Praxedes, Cagayan - Community Grants			-	-	10,000,000.00	10,000,000.00	-	-	9,000,000.00	9,000,000.00	-	-	-	-	1,000,000.00	9,000,000.00
MOOE			-	-	10,000,000.00	10,000,000.00	-	-	9,000,000.00	9,000,000.00	-	-	-	-	1,000,000.00	9,000,000.00
DSWD KALAHI-CIDSS KKB-CDD CI/CENTRO	2024-06-005187	06/18/2024			10,000,000.00	10,000,000.00			9,000,000.00	9,000,000.00					1,000,000.00	9,000,000.00
LGU Cabatuan, Isabela - Community Grants			-	-	10,000,000.00	10,000,000.00	-	-	9,000,000.00	9,000,000.00	-	-	-	-	1,000,000.00	9,000,000.00
MOOE			-	-	10,000,000.00	10,000,000.00	-	-	9,000,000.00	9,000,000.00	-	-	-	-	1,000,000.00	9,000,000.00
DSWD KALAHI-CIDSS KKB-CDD/LA PAZ	2024-06-005243	06/20/2024			10,000,000.00	10,000,000.00			9,000,000.00	9,000,000.00					1,000,000.00	9,000,000.00
LGU Bambang, Nueva Vizcaya - Community Grants			-	-	20,000,000.00	20,000,000.00	-	-	18,000,000.00	18,000,000.00	-	-	3,001,480.46	3,001,480.46	2,000,000.00	14,998,519.54
MOOE			-	-	20,000,000.00	20,000,000.00	-	-	18,000,000.00	18,000,000.00	-	-	3,001,480.46	3,001,480.46	2,000,000.00	14,998,519.54
DSWD KALAHI-CIDSS KKB-CDD/INDIANA	2024-06-005244	06/20/2024			10,000,000.00	10,000,000.00			9,000,000.00	9,000,000.00			1,500,747.16	1,500,747.16	1,000,000.00	7,499,252.84
DSWD KALAHI-CIDSS KKB-CDD/MACATE	2024-06-005244	06/20/2024			10,000,000.00	10,000,000.00			9,000,000.00	9,000,000.00			1,500,733.30	1,500,733.30	1,000,000.00	7,499,266.70
LGU Kasibu, Nueva Vizcaya - Community Grants			-	-	15,000,000.00	15,000,000.00	-	-	13,500,000.00	13,500,000.00	-	-	-	-	1,500,000.00	13,500,000.00
MOOE			-	-	15,000,000.00	15,000,000.00	-	-	13,500,000.00	13,500,000.00	-	-	-	-	1,500,000.00	13,500,000.00
DSWD KALAHI-CIDSS KKB-CDD CI/POBLACION	2024-06-005396	06/21/2024			5,000,000.00	5,000,000.00			4,500,000.00	4,500,000.00			-	-	500,000.00	4,500,000.00
DSWD KALAHI-CIDSS KKB-CDD CI/ALLOY	2024-06-005396	06/21/2024			5,000,000.00	5,000,000.00			4,500,000.00	4,500,000.00			-	-	500,000.00	4,500,000.00
DSWD KALAHI-CIDSS KKB-CDD CI/WATWAT	2024-06-005396	06/21/2024			5,000,000.00	5,000,000.00			4,500,000.00	4,500,000.00			-	-	500,000.00	4,500,000.00
GRAND TOTAL			-	-	55,000,000.00	55,000,000.00	-	-	49,500,000.00	49,500,000.00	-	-	3,001,480.46	3,001,480.46	5,500,000.00	46,498,519.54
PS			-	-	55,000,000.00	55,000,000.00	-	-	49,500,000.00	49,500,000.00	-	-	3,001,480.46	3,001,480.46	5,500,000.00	46,498,519.54
MOOE			-	-	55,000,000.00	55,000,000.00	-	-	49,500,000.00	49,500,000.00	-	-	3,001,480.46	3,001,480.46	5,500,000.00	46,498,519.54
FE																
CO																

Prepared by:

Certified correct:

Approved by:


SHERILS UBARRE
 Administrative Assistant II


MARIA CHERRY P. CABALZA
 AO V / Accounting Section Head

LUCIA SUYU-ALAN, RSW
 Regional Director

CELSO L. LARO, JR.
 Director III
 ARD for Administration

Implementing Agencies and Projects	Obligation Request and Status		Obligations					Disbursements (Funds Transferred To)					Liquidations					Unpaid Obligations	Unliquidated Fund Transfers	
	Number	Date	1st Quarter ending March 31	2nd Quarter ending June 30	3rd Quarter ending Sept. 30	4th Quarter ending Dec. 31	Total	1st Quarter ending March 31	2nd Quarter ending June 30	3rd Quarter ending Sept. 30	4th Quarter ending Dec. 31	Total	1st Quarter ending March 31	2nd Quarter ending June 30	3rd Quarter ending Sept. 30	4th Quarter ending Dec. 31	Total			
																				8 = (4+5+6+7)
1	2	3	4	5	6	7	8 = (4+5+6+7)	9	10	11	12	13 = (9+10+11+12)	14	15	16	17	18 = (14+15+16+17)	19 = (8-13)	20 = (13 - 18)	
PS MOOE AICS SOCPEN 1ST SEM SOCPEN 3RD QTR SFP CYCLE 14 FE CO	24-04-01950 24-04-03000 24-09-09533 24-08-07972	4/4/2024 4/29/2024 9/5/2024 8/9/2024		7,620,000.00 3,000,000.00 4,620,000.00	4,322,400.00		12,240,000.00 3,000,000.00 4,620,000.00 2,310,000.00 2,012,400.00	-	7,620,000.00 3,000,000.00 4,620,000.00	4,322,400.00		12,240,000.00 3,000,000.00 4,620,000.00 2,310,000.00 2,310,000.00	-	-	7,620,000.00 3,000,000.00 4,620,000.00	-	7,620,000.00 3,000,000.00 4,620,000.00	-	4,620,000.00 -	
Municipality of Anao, Tarlac				5,724,000.00	2,862,000.00	-	8,586,000.00		5,724,000.00	2,862,000.00	-	8,586,000.00	-	-	5,724,000.00	-	5,724,000.00	-	2,862,000.00	
PS MOOE SOCPEN 1ST SEM SOCPEN 3RD QTR FE CO	24-04-02306 24-08-08853	4/15/2024 8/28/2024		5,724,000.00 5,724,000.00	2,862,000.00		8,586,000.00 5,724,000.00 2,862,000.00	-	5,724,000.00 5,724,000.00	2,862,000.00		8,586,000.00 5,724,000.00 2,862,000.00	-	-	5,724,000.00 5,724,000.00	-	5,724,000.00 5,724,000.00	-	2,862,000.00 2,862,000.00	
Municipality of Hermosa, Bataan				5,334,000.00	2,667,000.00	-	8,001,000.00		5,334,000.00	2,667,000.00	-	8,001,000.00	-	-	5,334,000.00	-	5,334,000.00	-	2,667,000.00	
PS MOOE SOCPEN 1ST SEM SOCPEN 3RD QTR FE CO	24-04-02751 24-09-09265	4/23/2024 9/2/2024		5,334,000.00 5,334,000.00	2,667,000.00		8,001,000.00 5,334,000.00 2,667,000.00	-	5,334,000.00 5,334,000.00	2,667,000.00		8,001,000.00 5,334,000.00 2,667,000.00	-	-	5,334,000.00 5,334,000.00	-	5,334,000.00 5,334,000.00	-	2,667,000.00 2,667,000.00	
Municipality of San Ildefonso, Bulacan				7,608,000.00	7,994,400.00	-	15,602,400.00		7,608,000.00	7,994,400.00	-	15,602,400.00	-	7,608,000.00	-	7,608,000.00	-	7,608,000.00	-	7,994,400.00
PS MOOE SOCPEN 1ST SEM SFP CYCLE 14 SOCPEN 3RD QTR FE CO	24-04-02786 24-07-06691 24-08-08852	4/23/2024 7/6/2024 8/28/2024		7,608,000.00 7,608,000.00	7,994,400.00		15,602,400.00 7,608,000.00 4,190,400.00 3,804,000.00	-	7,608,000.00 7,608,000.00	7,994,400.00		15,602,400.00 7,608,000.00 4,190,400.00 3,804,000.00	-	7,608,000.00 7,608,000.00	-	7,608,000.00 7,608,000.00	-	7,608,000.00 7,608,000.00	-	7,994,400.00 4,190,400.00 3,804,000.00
City of Gapan, Nueva Ecija				41,018,000.00	-	-	41,018,000.00		41,018,000.00	-	-	41,018,000.00	-	-	-	-	-	-	-	41,018,000.00
PS MOOE AICS SOCPEN 1ST SEM FE CO	24-04-02372 24-06-04867	4/17/2024 6/7/2024		41,018,000.00 35,000,000.00 6,018,000.00	-		41,018,000.00 35,000,000.00 6,018,000.00	-	41,018,000.00 35,000,000.00 6,018,000.00	-		41,018,000.00 35,000,000.00 6,018,000.00	-	-	-	-	-	-	-	41,018,000.00 35,000,000.00 6,018,000.00
Municipality of Morong, Bataan				5,190,000.00	3,905,000.00	-	9,095,000.00		5,190,000.00	3,905,000.00	-	9,095,000.00	-	-	5,190,000.00	-	5,190,000.00	-	3,905,000.00	
PS MOOE SOCPEN 1ST SEM SOCPEN 3RD QTR AICS SFP CYCLE 14 FE CO	24-04-02848 24-09-09263 24-09-29871 24-08-08232	4/24/2024 9/2/2024 9/11/2024 8/6/2024		5,190,000.00 5,190,000.00	3,905,000.00		9,095,000.00 5,190,000.00 2,595,000.00 500,000.00 810,000.00	-	5,190,000.00 5,190,000.00	3,905,000.00		9,095,000.00 5,190,000.00 2,595,000.00 500,000.00 810,000.00	-	-	5,190,000.00 5,190,000.00	-	5,190,000.00 5,190,000.00	-	3,905,000.00 2,595,000.00 500,000.00 810,000.00	
Municipality of Dilasag, Aurora				4,944,000.00	4,488,000.00	-	9,432,000.00		4,944,000.00	4,488,000.00	-	9,432,000.00	-	-	4,944,000.00	-	4,944,000.00	-	4,488,000.00	
PS MOOE SOCPEN 1ST SEM SFP CYCLE 14 SOCPEN 3RD QTR FE CO	24-04-02785 24-07-07217 24-08-08023	04/23/2024 7/29/2024 8/13/2024		4,944,000.00 4,944,000.00	4,488,000.00		9,432,000.00 4,944,000.00 2,016,000.00 2,472,000.00	-	4,944,000.00 4,944,000.00	4,488,000.00		9,432,000.00 4,944,000.00 2,016,000.00 2,472,000.00	-	-	4,944,000.00 4,944,000.00	-	4,944,000.00 4,944,000.00	-	4,488,000.00 2,016,000.00 2,472,000.00	
Municipality of Bagac, Bataan				5,850,000.00	3,425,000.00	-	9,275,000.00		5,850,000.00	3,425,000.00	-	9,275,000.00	-	5,850,000.00	-	5,850,000.00	-	5,850,000.00	-	3,425,000.00
PS MOOE SOCPEN 1ST SEM SOCPEN 3RD QTR AICS FE CO	24-04-02791 24-08-09047 24-09-09874	4/23/2024 8/30/2024 9/11/2024		5,850,000.00 5,850,000.00	3,425,000.00		9,275,000.00 5,850,000.00 2,925,000.00 500,000.00	-	5,850,000.00 5,850,000.00	3,425,000.00		9,275,000.00 5,850,000.00 2,925,000.00 500,000.00	-	5,850,000.00 5,850,000.00	-	5,850,000.00 5,850,000.00	-	5,850,000.00 5,850,000.00	-	3,425,000.00 2,925,000.00 500,000.00
Municipality of Sta. Rita, Pampanga				7,128,000.00	4,833,000.00	-	11,961,000.00		7,128,000.00	4,833,000.00	-	11,961,000.00	-	7,128,000.00	-	7,128,000.00	-	7,128,000.00	-	4,833,000.00
PS MOOE SOCPEN 1ST SEM SFP CYCLE 14 SOCPEN 3RD QTR FE CO	24-04-02314 24-07-07278 24-08-08105	4/15/2024 7/29/2024 8/14/2024		7,128,000.00 7,128,000.00	4,833,000.00		11,961,000.00 7,128,000.00 1,269,000.00 3,564,000.00	-	7,128,000.00 7,128,000.00	4,833,000.00		11,961,000.00 7,128,000.00 1,269,000.00 3,564,000.00	-	7,128,000.00 7,128,000.00	-	7,128,000.00 7,128,000.00	-	7,128,000.00 7,128,000.00	-	4,833,000.00 1,269,000.00 3,564,000.00
Municipality of Sta. Cruz, Zambales				5,538,000.00	2,769,000.00	-	8,307,000.00		5,538,000.00	2,769,000.00	-	8,307,000.00	-	5,538,000.00	-	5,538,000.00	-	5,538,000.00	-	2,769,000.00
PS MOOE SOCPEN 1ST SEM SOCPEN 3RD QTR FE CO	24-04-02505 24-09-09781	4/19/2024 9/10/2024		5,538,000.00 5,538,000.00	2,769,000.00		8,307,000.00 5,538,000.00 2,769,000.00	-	5,538,000.00 5,538,000.00	2,769,000.00		8,307,000.00 5,538,000.00 2,769,000.00	-	5,538,000.00 5,538,000.00	-	5,538,000.00 5,538,000.00	-	5,538,000.00 5,538,000.00	-	2,769,000.00 2,769,000.00

Implementing Agencies and Projects	Obligation Request and Status		Obligations					Disbursements (Funds Transferred To)					Liquidations					Unpaid Obligations	Unliquidated Fund Transfers
	Number	Date	1st Quarter ending March 31	2nd Quarter ending June 30	3rd Quarter ending Sept. 30	4th Quarter ending Dec. 31	Total	1st Quarter ending March 31	2nd Quarter ending June 30	3rd Quarter ending Sept. 30	4th Quarter ending Dec. 31	Total	1st Quarter ending March 31	2nd Quarter ending June 30	3rd Quarter ending Sept. 30	4th Quarter ending Dec. 31	Total		
1	2	3	4	5	6	7	8 = (4+5+6+7)	9	10	11	12	13 = (9+10+11+12)	14	15	16	17	18 = (14+15+16+17)	19 = (8-13)	20 = (13 - 18)
Municipality of Sto. Domingo, Nueva Ecija				5,832,000.00	4,645,800.00	-	10,477,800.00		5,832,000.00	4,645,800.00	-	10,477,800.00		5,814,000.00	18,000.00	-	5,832,000.00		4,645,800.00
PS MOOE																			
SOCPEN 1ST SEM	24-04-02825	4/24/2024		5,832,000.00	4,645,800.00		10,477,800.00		5,832,000.00	4,645,800.00		10,477,800.00		5,814,000.00	18,000.00		5,832,000.00		4,645,800.00
SFP CYCLE 14	24-07-07284	7/29/2024		5,832,000.00			5,832,000.00		5,832,000.00			5,832,000.00					5,832,000.00		
SOCPEN 3RD QTR	24-08-08025	8/13/2024			2,916,000.00		2,916,000.00			2,916,000.00		2,916,000.00							2,916,000.00
FE																			
CO																			
Municipality of Pilar, Bataan				6,048,000.00	4,824,000.00	-	10,872,000.00		6,048,000.00	4,824,000.00	-	10,872,000.00		6,048,000.00	-	-	6,048,000.00		4,824,000.00
PS MOOE																			
SOCPEN 1ST SEM	24-04-02828	4/24/2024		6,048,000.00	4,824,000.00		10,872,000.00		6,048,000.00	4,824,000.00		10,872,000.00		6,048,000.00			6,048,000.00		4,824,000.00
SFP CYCLE 14	24-07-07287	7/29/2024		6,048,000.00			6,048,000.00		6,048,000.00			6,048,000.00					6,048,000.00		
SOCPEN 3RD QTR	24-08-09144	8/30/2024			3,024,000.00		3,024,000.00			3,024,000.00		3,024,000.00							3,024,000.00
FE																			
CO																			
City of Palayan, Nueva Ecija				6,042,000.00	5,206,200.00	-	11,248,200.00		6,042,000.00	5,206,200.00	-	11,248,200.00		-	6,042,000.00	-	6,042,000.00		5,206,200.00
PS MOOE																			
SOCPEN 1ST SEM	24-04-02822	4/24/2024		6,042,000.00	5,206,200.00		11,248,200.00		6,042,000.00	5,206,200.00		11,248,200.00					6,042,000.00		5,206,200.00
SFP CYCLE 14	24-07-07257	7/29/2024		6,042,000.00			6,042,000.00		6,042,000.00			6,042,000.00					6,042,000.00		
SOCPEN 3RD QTR	24-09-09695	9/9/2024			3,021,000.00		3,021,000.00			3,021,000.00		3,021,000.00							3,021,000.00
FE																			
CO																			
Municipality of La Paz, Tarlac				7,068,000.00	8,649,600.00	-	15,717,600.00		7,068,000.00	8,649,600.00	-	15,717,600.00		7,068,000.00	-	-	7,068,000.00		8,649,600.00
PS MOOE																			
SOCPEN 1ST SEM	24-04-02827	4/24/2024		7,068,000.00	8,649,600.00		15,717,600.00		7,068,000.00	8,649,600.00		15,717,600.00		7,068,000.00			7,068,000.00		8,649,600.00
SFP CYCLE 14	24-07-08998	7/22/2024		7,068,000.00			7,068,000.00		7,068,000.00			7,068,000.00					7,068,000.00		
SOCPEN 3RD QTR	24-09-09566	9/6/2024			3,534,000.00		3,534,000.00			3,534,000.00		3,534,000.00							3,534,000.00
FE																			
CO																			
Municipality of Bamban, Tarlac				5,922,000.00	-	-	5,922,000.00		5,922,000.00	-	-	5,922,000.00		5,922,000.00	-	-	5,922,000.00		-
PS MOOE																			
SOCPEN 1ST SEM	24-04-02953	4/26/2024		5,922,000.00	-		5,922,000.00		5,922,000.00	-		5,922,000.00		5,922,000.00	-		5,922,000.00		-
FE																			
CO																			
Municipality of Concepcion, Tarlac				8,328,000.00	10,644,000.00	-	18,972,000.00		8,328,000.00	10,644,000.00	-	18,972,000.00		8,328,000.00	-	-	8,328,000.00		10,644,000.00
PS MOOE																			
SOCPEN 1ST SEM	24-04-02845	4/24/2024		8,328,000.00	10,644,000.00		18,972,000.00		8,328,000.00	10,644,000.00		18,972,000.00		8,328,000.00			8,328,000.00		10,644,000.00
SFP CYCLE 14	24-07-08903	7/22/2024		8,328,000.00			8,328,000.00		8,328,000.00			8,328,000.00					8,328,000.00		
SOCPEN 3RD QTR	24-08-09041	8/30/2024			6,480,000.00		6,480,000.00			6,480,000.00		6,480,000.00							6,480,000.00
FE					4,164,000.00		4,164,000.00			4,164,000.00		4,164,000.00							4,164,000.00
CO																			
Municipality of San Clemente, Tarlac				5,412,000.00	3,336,000.00	-	8,748,000.00		5,412,000.00	3,336,000.00	-	8,748,000.00		-	5,412,000.00	-	5,412,000.00		3,336,000.00
PS MOOE																			
SOCPEN 1ST SEM	24-04-02846	4/24/2024		5,412,000.00	3,336,000.00		8,748,000.00		5,412,000.00	3,336,000.00		8,748,000.00					5,412,000.00		3,336,000.00
SOCPEN 3RD QTR	24-08-08939	8/29/2024		5,412,000.00			5,412,000.00		5,412,000.00			5,412,000.00					5,412,000.00		
SFP CYCLE 14	24-08-07512	8/5/2024			2,706,000.00		2,706,000.00			2,706,000.00		2,706,000.00							2,706,000.00
FE					630,000.00		630,000.00			630,000.00		630,000.00							630,000.00
CO																			
Municipality of Mayantoc, Tarlac				5,832,000.00	4,392,000.00	-	10,224,000.00		5,832,000.00	4,392,000.00	-	10,224,000.00		-	5,832,000.00	-	5,832,000.00		4,392,000.00
PS MOOE																			
SOCPEN 1ST SEM	24-04-02847	4/24/2024		5,832,000.00	4,392,000.00		10,224,000.00		5,832,000.00	4,392,000.00		10,224,000.00					5,832,000.00		4,392,000.00
SFP CYCLE 14	24-07-07288	7/29/2024		5,832,000.00			5,832,000.00		5,832,000.00			5,832,000.00					5,832,000.00		
SOCPEN 3RD QTR	24-09-09696	9/9/2024			1,476,000.00		1,476,000.00			1,476,000.00		1,476,000.00							1,476,000.00
FE					2,916,000.00		2,916,000.00			2,916,000.00		2,916,000.00							2,916,000.00
CO																			
Municipality of Arayat, Pampanga				6,636,000.00	6,918,000.00	-	13,554,000.00		6,636,000.00	6,918,000.00	-	13,554,000.00		6,636,000.00	-	-	6,636,000.00		6,918,000.00
PS MOOE																			
SOCPEN 1ST SEM	24-04-02955	4/26/2024		6,636,000.00	6,918,000.00		13,554,000.00		6,636,000.00	6,918,000.00		13,554,000.00		6,636,000.00			6,636,000.00		6,918,000.00
SFP CYCLE 14	24-07-07274	7/29/2024		6,636,000.00			6,636,000.00		6,636,000.00			6,636,000.00					6,636,000.00		
SOCPEN 3RD QTR	24-08-09150	8/30/2024			3,600,000.00		3,600,000.00			3,600,000.00		3,600,000.00							3,600,000.00
FE					3,318,000.00		3,318,000.00			3,318,000.00		3,318,000.00							3,318,000.00
CO																			
City of Angeles, Pampanga				6,756,000.00	-	-	10,134,000.00		6,756,000.00	-	-	10,134,000.00		-	6,756,000.00	-	6,756,000.00		3,378,000.00
PS MOOE																			
SOCPEN 1ST SEM	24-04-02849	4/24/2024		6,756,000.00	3,378,000.00		10,134,000.0												

Implementing Agencies and Projects	Obligation Request and Status		Obligations					Disbursements (Funds Transferred To)					Liquidations					Unpaid Obligations	Unliquidated Fund Transfers	
	Number	Date	1st Quarter ending March 31	2nd Quarter ending June 30	3rd Quarter ending Sept. 30	4th Quarter ending Dec. 31	Total	1st Quarter ending March 31	2nd Quarter ending June 30	3rd Quarter ending Sept. 30	4th Quarter ending Dec. 31	Total	1st Quarter ending March 31	2nd Quarter ending June 30	3rd Quarter ending Sept. 30	4th Quarter ending Dec. 31	Total			
																				8 = (4+5+6+7)
1	2	3	4	5	6	7	8 = (4+5+6+7)	9	10	11	12	13 = (9+10+11+12)	14	15	16	17	18 = (14+15+16+17)	19 = (8-13)	20 = (13 - 18)	
CO																				
Municipality of Bongabon, Nueva Ecija				7,542,000.00	6,445,800.00	-	13,987,800.00		7,542,000.00	6,445,800.00	-	13,987,800.00		7,542,000.00	-	-	7,542,000.00	-	-	6,445,800.00
PS MOOE				7,542,000.00	6,445,800.00		13,987,800.00		7,542,000.00	6,445,800.00		13,987,800.00		7,542,000.00			7,542,000.00			6,445,800.00
SOCPEN 1ST SEM	24-04-02829	4/24/2024		7,542,000.00			7,542,000.00		7,542,000.00			7,542,000.00		7,542,000.00			7,542,000.00			
SFP CYCLE 14	24-07-07259	7/29/2024																		
SOCPEN 3RD QTR	24-09-09699	9/9/2024			2,674,800.00		2,674,800.00			2,674,800.00		2,674,800.00					2,674,800.00			2,674,800.00
FE CO					3,771,000.00		3,771,000.00			3,771,000.00		3,771,000.00					3,771,000.00			3,771,000.00
Municipality of Baliuag, Bulacan				6,918,000.00	9,157,800.00	-	16,075,800.00		6,918,000.00	9,157,800.00	-	16,075,800.00					6,918,000.00	-	-	9,157,800.00
PS MOOE				6,918,000.00	9,157,800.00		16,075,800.00		6,918,000.00	9,157,800.00		16,075,800.00					6,918,000.00			9,157,800.00
SOCPEN 1ST SEM	24-04-02750	4/23/2024		6,918,000.00			6,918,000.00		6,918,000.00			6,918,000.00					6,918,000.00			
SOCPEN 3RD QTR	24-09-09641	9/6/2024															6,918,000.00			
SFP CYCLE 14	24-07-07276	7/29/2024			3,459,000.00		3,459,000.00			3,459,000.00		3,459,000.00					3,459,000.00			3,459,000.00
FE CO					5,698,800.00		5,698,800.00			5,698,800.00		5,698,800.00					5,698,800.00			5,698,800.00
Municipality of Laur, Nueva Ecija				5,352,000.00	5,853,600.00	-	11,205,600.00		5,352,000.00	5,853,600.00	-	11,205,600.00					5,352,000.00	-	-	5,853,600.00
PS MOOE				5,352,000.00	5,853,600.00		11,205,600.00		5,352,000.00	5,853,600.00		11,205,600.00					5,352,000.00			5,853,600.00
SOCPEN 1ST SEM	24-04-02830	4/24/2024		5,352,000.00			5,352,000.00		5,352,000.00			5,352,000.00					5,352,000.00			
SFP CYCLE 14	24-08-08053	8/13/2024															5,352,000.00			
KC-KKB	24-06-05733	6/25/2024			1,353,600.00		1,353,600.00			1,353,600.00		1,353,600.00					1,353,600.00			1,353,600.00
FE CO					4,500,000.00		4,500,000.00			4,500,000.00		4,500,000.00					4,500,000.00			4,500,000.00
Municipality of Porac, Pampanga				8,214,000.00	7,851,000.00	-	16,065,000.00		8,214,000.00	7,851,000.00	-	16,065,000.00					8,214,000.00	-	-	7,851,000.00
PS MOOE				8,214,000.00	7,851,000.00		16,065,000.00		8,214,000.00	7,851,000.00		16,065,000.00					8,214,000.00			7,851,000.00
SOCPEN 1ST SEM	24-04-02954	4/26/2024		8,214,000.00			8,214,000.00		8,214,000.00			8,214,000.00					8,214,000.00			
SFP CYCLE 14	24-07-07272	7/29/2024															8,214,000.00			
SOCPEN 3RD QTR	2024-09-09640	9/6/2024			3,744,000.00		3,744,000.00			3,744,000.00		3,744,000.00					3,744,000.00			3,744,000.00
FE CO					4,107,000.00		4,107,000.00			4,107,000.00		4,107,000.00					4,107,000.00			4,107,000.00
Municipality of Talugtog, Nueva Ecija				6,294,000.00	4,075,800.00	-	10,369,800.00		6,294,000.00	4,075,800.00	-	10,369,800.00					6,294,000.00	-	-	4,075,800.00
PS MOOE				6,294,000.00	4,075,800.00		10,369,800.00		6,294,000.00	4,075,800.00		10,369,800.00					6,294,000.00			4,075,800.00
SOCPEN 1ST SEM	24-04-02337	4/16/2024		6,294,000.00			6,294,000.00		6,294,000.00			6,294,000.00					6,294,000.00			
SFP CYCLE 14	24-07-06904	7/22/2024															6,294,000.00			
SOCPEN 3RD QTR	24-08-08253	8/19/2024			928,800.00		928,800.00			928,800.00		928,800.00					928,800.00			928,800.00
FE CO					3,147,000.00		3,147,000.00			3,147,000.00		3,147,000.00					3,147,000.00			3,147,000.00
Municipality of Iba, Zambales				4,752,000.00	3,726,000.00	-	8,478,000.00		4,752,000.00	3,726,000.00	-	8,478,000.00					4,752,000.00	-	-	3,726,000.00
PS MOOE				4,752,000.00	3,726,000.00		8,478,000.00		4,752,000.00	3,726,000.00		8,478,000.00					4,752,000.00			3,726,000.00
SOCPEN 1ST SEM	24-04-02788	4/23/2024		4,752,000.00			4,752,000.00		4,752,000.00			4,752,000.00					4,752,000.00			
SFP CYCLE 14	24-07-07255	7/29/2024															4,752,000.00			
SOCPEN 3RD QTR	24-08-08256	8/19/2024			1,350,000.00		1,350,000.00			1,350,000.00		1,350,000.00					1,350,000.00			1,350,000.00
FE CO					2,376,000.00		2,376,000.00			2,376,000.00		2,376,000.00					2,376,000.00			2,376,000.00
Municipality of Quezon, Nueva Ecija				5,904,000.00	1,274,400.00	-	7,178,400.00		5,904,000.00	1,274,400.00	-	7,178,400.00					5,904,000.00	-	-	1,274,400.00
PS MOOE				5,904,000.00	1,274,400.00		7,178,400.00		5,904,000.00	1,274,400.00		7,178,400.00					5,904,000.00			1,274,400.00
SOCPEN 1ST SEM	24-04-02824	4/24/2024		5,904,000.00			5,904,000.00		5,904,000.00			5,904,000.00					5,904,000.00			
SFP CYCLE 14	24-07-07263	7/29/2024															5,904,000.00			
FE CO					1,274,400.00		1,274,400.00			1,274,400.00		1,274,400.00					1,274,400.00			1,274,400.00
Municipality of Sta. Ignacia, Tarlac				6,846,000.00	3,423,000.00	-	10,269,000.00		6,846,000.00	3,423,000.00	-	10,269,000.00					6,846,000.00	-	-	3,423,000.00
PS MOOE				6,846,000.00	3,423,000.00		10,269,000.00		6,846,000.00	3,423,000.00		10,269,000.00					6,846,000.00			3,423,000.00
SOCPEN 1ST SEM	24-04-02787	4/23/2024		6,846,000.00			6,846,000.00		6,846,000.00			6,846,000.00					6,846,000.00			
SOCPEN 3RD QTR	24-08-08950	8/29/2024															6,846,000.00			
FE CO					3,423,000.00		3,423,000.00			3,423,000.00		3,423,000.00					3,423,000.00			3,423,000.00
Municipality of Subic, Zambales				5,130,000.00	5,175,000.00	-	10,305,000.00		5,130,000.00	5,175,000.00	-	10,305,000.00					5,130,000.00	-	-	5,175,000.00
PS MOOE				5,130,000.00	5,175,000.00		10,305,000.00		5,130,000.00	5,175,000.00		10,305,000.00					5,130,000.00			5,175,000.00
SOCPEN 1ST SEM	24-04-02310	4/15/2024		5,130,000.00			5,130,000.00		5,130,000.00			5,130,000.00					5,130,000.00			
SFP CYCLE 14	24-08-07488	8/2/2024															5,130,000.00			
SOCPEN 3RD QTR	24-08-08794	8/27/2024			2,610,000.00		2,610,000.00			2,610,000.00		2,610,000.00					2,610,000.00			2,610,000.00
FE CO					2,565,000.00		2,565,000.00			2,565,000.00		2,565,000.00					2,565,000.00			2,565,000.00
Municipality of San Simon, Pampanga				5,292,000.00	1,602,000.00	-	6,894,000.00		5,292,000.00	1,602,000.00	-	6,894,000.00					5,292,000.00	-	-	1,602,000.00
PS MOOE				5,292,000.00	1,602,000.00		6,894,000.00		5,292,000.00	1,602,000.00		6,894,000.00					5,292,000.00			1,602,000.00
SOCPEN 1ST SEM	24-04-02782	4/23/2024		5,292,000.00			5,292,000.00		5,292,000.00			5,292,000.00					5,292,000.00			
SFP CYCLE 14	24-07-07273	7/29/2024															5,292,000.00			
FE CO					1,602,000.00		1,602,000.00													

Implementing Agencies and Projects	Obligation Request and Status		Obligations					Disbursements (Funds Transferred To)					Liquidations					Unpaid Obligations	Unliquidated Fund Transfers	
	Number	Date	1st Quarter ending March 31	2nd Quarter ending June 30	3rd Quarter ending Sept. 30	4th Quarter ending Dec. 31	Total	1st Quarter ending March 31	2nd Quarter ending June 30	3rd Quarter ending Sept. 30	4th Quarter ending Dec. 31	Total	1st Quarter ending March 31	2nd Quarter ending June 30	3rd Quarter ending Sept. 30	4th Quarter ending Dec. 31	Total			
																				8 = (4+5+6+7)
1	2	3	4	5	6	7	8 = (4+5+6+7)	9	10	11	12	13 = (9+10+11+12)	14	15	16	17	18 = (14+15+16+17)	19 = (8-13)	20 = (13 - 18)	
SOCPEN 1ST SEM SOCPEN 3RD QTR SFP CYCLE 14 FE CO	24-04-01978 24-08-08255 24-08-07971	4/4/2024 8/19/2024 8/9/2024		5,436,000.00	2,718,000.00 2,354,400.00		5,436,000.00 2,718,000.00 2,354,400.00		5,436,000.00	2,718,000.00 2,354,400.00		5,436,000.00 2,718,000.00 2,354,400.00			5,436,000.00		5,436,000.00	-	- 2,718,000.00 2,354,400.00	
Municipality of Pantabangan, Nueva Ecija				4,686,000.00	4,423,800.00	-	9,109,800.00		4,686,000.00	4,423,800.00	-	9,109,800.00		4,686,000.00	-	-	4,686,000.00	-	4,423,800.00	
PS MOOE SOCPEN 1ST SEM SOCPEN 3RD QTR SFP CYCLE 14 FE CO	24-04-02938 24-08-09148 24-08-07973	4/26/2024 8/30/2024 8/9/2024		4,886,000.00 4,686,000.00	4,423,800.00		9,109,800.00 4,686,000.00 2,343,000.00 2,080,800.00		4,686,000.00 4,686,000.00	4,423,800.00 2,343,000.00 2,080,800.00		9,109,800.00 4,686,000.00 2,343,000.00 2,080,800.00		4,686,000.00 4,686,000.00	-	-	4,686,000.00 4,686,000.00	-	4,423,800.00 4,686,000.00 2,343,000.00 2,080,800.00	
Municipality of San Antonio, Nueva Ecija				6,102,000.00	5,571,000.00	-	11,673,000.00		6,102,000.00	5,571,000.00	-	11,673,000.00		6,102,000.00	-	-	6,102,000.00	-	5,571,000.00	
PS MOOE SOCPEN 1ST SEM SFP CYCLE 14 SOCPEN 3RD QTR FE CO	24-04-02826 24-07-07168 24-09-09370	4/24/2024 7/26/2024 9/4/2024		6,102,000.00 6,102,000.00	5,571,000.00 2,520,000.00 3,051,000.00		11,673,000.00 6,102,000.00 2,520,000.00 3,051,000.00		6,102,000.00 6,102,000.00	5,571,000.00 2,520,000.00 3,051,000.00		11,673,000.00 6,102,000.00 2,520,000.00 3,051,000.00		6,102,000.00 6,102,000.00	-	-	6,102,000.00 6,102,000.00	-	5,571,000.00 6,102,000.00 2,520,000.00 3,051,000.00	
City of Munoz, Nueva Ecija				7,872,000.00	4,296,000.00	-	12,168,000.00		7,872,000.00	4,296,000.00	-	12,168,000.00		7,872,000.00	-	-	7,872,000.00	-	4,296,000.00	
PS MOOE SOCPEN 1ST SEM SOCPEN 3RD QTR SFP CYCLE 14 FE CO	24-04-03023 24-08-08253 24-08-07507	4/29/2024 8/19/2024 8/5/2024		7,872,000.00 7,872,000.00	4,296,000.00 3,936,000.00 360,000.00		12,168,000.00 7,872,000.00 3,936,000.00 360,000.00		7,872,000.00 7,872,000.00	4,296,000.00 3,936,000.00 360,000.00		12,168,000.00 7,872,000.00 3,936,000.00 360,000.00		7,872,000.00 7,872,000.00	-	-	7,872,000.00 7,872,000.00	-	4,296,000.00 3,936,000.00 360,000.00	
Municipality of Lubao, Pampanga				9,768,000.00	8,754,000.00	-	18,522,000.00		9,768,000.00	8,754,000.00	-	18,522,000.00		9,768,000.00	-	-	9,768,000.00	-	8,754,000.00	
PS MOOE SOCPEN 1ST SEM SFP CYCLE 14 SOCPEN 3RD QTR FE CO	24-04-03002 24-07-07283 24-08-09040	4/29/2024 7/29/2024 8/30/2024		9,768,000.00 9,768,000.00	8,754,000.00 3,870,000.00 4,884,000.00		18,522,000.00 9,768,000.00 3,870,000.00 4,884,000.00		9,768,000.00 9,768,000.00	8,754,000.00 3,870,000.00 4,884,000.00		18,522,000.00 9,768,000.00 3,870,000.00 4,884,000.00		9,768,000.00 9,768,000.00	-	-	9,768,000.00 9,768,000.00	-	8,754,000.00 3,870,000.00 4,884,000.00	
City of Olongapo, Zambales				4,482,000.00	18,171,000.00	-	22,653,000.00		4,482,000.00	18,171,000.00	-	22,653,000.00		4,482,000.00	2,238,000.00	-	6,720,000.00	-	15,933,000.00	
PS MOOE SOCPEN 1ST SEM SFP CYCLE 14 SOCPEN 3RD QTR KC-KKB FE CO	24-04-02959 24-07-07312 24-08-08135 24-07-06320	4/26/2024 7/30/2024 8/15/2024 7/9/2024		4,482,000.00 4,482,000.00	18,171,000.00 4,482,000.00 6,930,000.00 2,241,000.00 9,000,000.00		22,653,000.00 4,482,000.00 6,930,000.00 2,241,000.00 9,000,000.00		4,482,000.00 4,482,000.00	18,171,000.00 4,482,000.00 6,930,000.00 2,241,000.00 9,000,000.00		22,653,000.00 4,482,000.00 6,930,000.00 2,241,000.00 9,000,000.00		4,482,000.00 4,482,000.00	2,238,000.00	-	6,720,000.00 4,482,000.00	-	15,933,000.00 6,930,000.00 3,000.00 9,000,000.00	
Municipality of Paniqui, Tarlac				6,420,000.00	3,210,000.00	-	9,630,000.00		6,420,000.00	3,210,000.00	-	9,630,000.00		6,408,000.00	12,000.00	-	6,420,000.00	-	3,210,000.00	
PS MOOE SOCPEN 1ST SEM SOCPEN 3RD QTR FE CO	24-04-03053 24-08-09050	4/30/2024 8/30/2024		6,420,000.00 6,420,000.00	3,210,000.00 3,210,000.00		9,630,000.00 6,420,000.00 3,210,000.00		6,420,000.00 6,420,000.00	3,210,000.00 3,210,000.00		9,630,000.00 6,420,000.00 3,210,000.00		6,408,000.00 6,408,000.00	12,000.00	-	6,420,000.00 6,420,000.00	-	3,210,000.00	
Municipality of Guagua, Pampanga				8,874,000.00	7,497,000.00	-	16,371,000.00		8,874,000.00	7,497,000.00	-	16,371,000.00		8,874,000.00	-	-	8,874,000.00	-	7,497,000.00	
PS MOOE SOCPEN 1ST SEM SFP CYCLE 14 SOCPEN 3RD QTR FE CO	24-04-02957 24-07-07275 24-08-09051	4/26/2024 7/29/2024 8/30/2024		8,874,000.00 8,874,000.00	7,497,000.00 3,060,000.00 4,437,000.00		16,371,000.00 8,874,000.00 3,060,000.00 4,437,000.00		8,874,000.00 8,874,000.00	7,497,000.00 3,060,000.00 4,437,000.00		16,371,000.00 8,874,000.00 3,060,000.00 4,437,000.00		8,874,000.00 8,874,000.00	-	-	8,874,000.00 8,874,000.00	-	7,497,000.00 3,060,000.00 4,437,000.00	
Municipality of Bustos, Bulacan				5,148,000.00	4,914,000.00	-	10,062,000.00		5,148,000.00	4,914,000.00	-	10,062,000.00		-	-	5,148,000.00	-	5,148,000.00	-	4,914,000.00
PS MOOE SOCPEN 1ST SEM SFP CYCLE 14 SOCPEN 3RD QTR FE CO	24-04-02956 24-07-07214 24-09-09658	04/26/2024 7/29/2024 9/11/2024		5,148,000.00 5,148,000.00	4,914,000.00 2,340,000.00 2,574,000.00		10,062,000.00 5,148,000.00 2,340,000.00 2,574,000.00		5,148,000.00 5,148,000.00	4,914,000.00 2,340,000.00 2,574,000.00		10,062,000.00 5,148,000.00 2,340,000.00 2,574,000.00		- 5,148,000.00	-	-	5,148,000.00 5,148,000.00	-	4,914,000.00 2,340,000.00 2,574,000.00	
Municipality of Dinatuphan, Bataan				5,880,000.00	8,197,000.00	-	14,077,000.00		5,880,000.00	8,197,000.00	-	14,077,000.00		5,880,000.00	-	-	5,880,000.00	-	8,197,000.00	
PS MOOE SOCPEN 1ST SEM SFP CYCLE 14 SOCPEN 3RD QTR AICS FE CO	24-04-03001 24-07-07269 24-08-09049 24-09-09670	4/29/2024 7/29/2024 8/30/2024 9/11/2024		5,880,000.00 5,880,000.00	8,197,000.00 4,257,000.00 2,940,000.00 1,000,000.00		14,077,000.00 5,880,000.00 4,257,000.00 2,940,000.00 1,000,000.00		5,880,000.00 5,880,000.00	8,197,000.00 4,257,000.00 2,940,000.00 1,000,000.00		14,077,000.00 5,880,000.00 4,257,000.00 2,940,000.00 1,000,000.00		5,880,000.00 5,880,000.00	-	-	5,880,000.00 5,880,000.00	-	8,197,000.00 4,257,000.00 2,940,000.00 1,000,000.00	
Municipality of Macabebe, Pampanga				5,460,000.00	4,710,000.00	-	10,170,000.00		5,460,000.00	4,710,000.00	-	10,170,000.00		5,460,000.00	-	-	5,460,000.00	-	4,710,000.00	

Implementing Agencies and Projects	Obligation Request and Status		Obligations					Disbursements (Funds Transferred To)					Liquidations					Unpaid Obligations	Unliquidated Fund Transfers								
	Number	Date	1st Quarter ending March 31	2nd Quarter ending June 30	3rd Quarter ending Sept. 30	4th Quarter ending Dec. 31	Total	1st Quarter ending March 31	2nd Quarter ending June 30	3rd Quarter ending Sept. 30	4th Quarter ending Dec. 31	Total	1st Quarter ending March 31	2nd Quarter ending June 30	3rd Quarter ending Sept. 30	4th Quarter ending Dec. 31	Total										
																				8 = (4+5+6+7)	9	10	11	12	13 = (9+10+11+12)	14	15
PS MOOE SOCPEN 1ST SEM SFP CYCLE 14 SOCPEN 3RD QTR FE CO	24-04-03004 24-07-07290 24-09-09620	4/29/2024 7/29/2024 9/11/2024	-	5,460,000.00 5,460,000.00	4,710,000.00 1,980,000.00 2,730,000.00		10,170,000.00 5,460,000.00 1,980,000.00 2,730,000.00	-	5,460,000.00 5,460,000.00	4,710,000.00 1,980,000.00 2,730,000.00		10,170,000.00 5,460,000.00 1,980,000.00 2,730,000.00	-	5,460,000.00 5,460,000.00	-	-	5,460,000.00 5,460,000.00	-	-	-	-	-	-	-	-	4,710,000.00 - 1,980,000.00 2,730,000.00	
City of San Jose, Nueva Ecija				6,150,000.00	7,575,000.00	-	13,725,000.00		6,150,000.00	7,575,000.00		13,725,000.00		6,150,000.00	-	-	6,150,000.00	-	6,150,000.00	-	-	-	-	-	-	-	7,575,000.00
PS MOOE SOCPEN 1ST SEM SFP CYCLE 14 SOCPEN 3RD QTR FE CO	24-05-03114 24-07-07281 24-09-09376	5/2/2024 7/29/2024 9/4/2024	-	6,150,000.00 6,150,000.00	7,575,000.00 4,500,000.00 3,075,000.00		13,725,000.00 6,150,000.00 4,500,000.00 3,075,000.00	-	6,150,000.00 6,150,000.00	7,575,000.00 4,500,000.00 3,075,000.00		13,725,000.00 6,150,000.00 4,500,000.00 3,075,000.00	-	-	6,150,000.00 6,150,000.00	-	6,150,000.00 6,150,000.00	-	-	-	-	-	-	-	-	7,575,000.00 4,500,000.00 3,075,000.00	
Municipality of Cuyapo, Nueva Ecija				6,936,000.00	6,528,000.00	-	13,464,000.00		6,936,000.00	6,528,000.00		13,464,000.00		6,936,000.00	-	-	6,936,000.00	-	6,936,000.00	-	-	-	-	-	-	-	6,528,000.00
PS MOOE SOCPEN 1ST SEM SFP CYCLE 14 SOCPEN 3RD QTR FE CO	24-05-03112 24-09-09682 24-08-07627	5/2/2024 9/9/2024 8/6/2024	-	6,936,000.00 6,936,000.00	6,528,000.00 3,468,000.00 3,060,000.00		13,464,000.00 6,936,000.00 3,468,000.00 3,060,000.00	-	6,936,000.00 6,936,000.00	6,528,000.00 3,468,000.00 3,060,000.00		13,464,000.00 6,936,000.00 3,468,000.00 3,060,000.00	-	-	6,936,000.00 6,936,000.00	-	6,936,000.00 6,936,000.00	-	-	-	-	-	-	-	-	6,528,000.00 3,468,000.00 3,060,000.00	
Municipality of Llanera, Nueva Ecija				5,400,000.00	4,140,000.00	-	9,540,000.00		5,400,000.00	4,140,000.00		9,540,000.00		5,400,000.00	-	-	5,400,000.00	-	5,400,000.00	-	-	-	-	-	-	-	4,140,000.00
PS MOOE SOCPEN 1ST SEM SFP CYCLE 14 SOCPEN 3RD QTR FE CO	24-05-03493 24-07-06978 24-09-09917	5/9/2024 7/23/2024 9/11/2024	-	5,400,000.00 5,400,000.00	4,140,000.00 1,440,000.00 2,700,000.00		9,540,000.00 5,400,000.00 1,440,000.00 2,700,000.00	-	5,400,000.00 5,400,000.00	4,140,000.00 1,440,000.00 2,700,000.00		9,540,000.00 5,400,000.00 1,440,000.00 2,700,000.00	-	-	5,400,000.00 5,400,000.00	-	5,400,000.00 5,400,000.00	-	-	-	-	-	-	-	-	4,140,000.00 1,440,000.00 2,700,000.00	
Municipality of Limay, Bataan				4,722,000.00	4,161,000.00	-	8,883,000.00		4,722,000.00	4,161,000.00		8,883,000.00		4,722,000.00	2,361,000.00	-	7,083,000.00	-	7,083,000.00	-	-	-	-	-	-	-	1,800,000.00
PS MOOE SOCPEN 1ST SEM SFP CYCLE 14 SOCPEN 3RD QTR FE CO	24-05-03431 24-08-08136 24-08-07970	5/7/2024 8/15/2024 8/9/2024	-	4,722,000.00 4,722,000.00	4,161,000.00 2,361,000.00 1,800,000.00		8,883,000.00 4,722,000.00 2,361,000.00 1,800,000.00	-	4,722,000.00 4,722,000.00	4,161,000.00 2,361,000.00 1,800,000.00		8,883,000.00 4,722,000.00 2,361,000.00 1,800,000.00	-	4,722,000.00 4,722,000.00	2,361,000.00 2,361,000.00	-	7,083,000.00 4,722,000.00 2,361,000.00	-	7,083,000.00 4,722,000.00 2,361,000.00	-	-	-	-	-	-	1,800,000.00 - 1,800,000.00	
Municipality of Sta. Rosa, Nueva Ecija				6,474,000.00	5,397,000.00	-	11,871,000.00		6,474,000.00	5,397,000.00		11,871,000.00		6,474,000.00	-	-	6,474,000.00	-	6,474,000.00	-	-	-	-	-	-	-	5,397,000.00
PS MOOE SOCPEN 1ST SEM SFP CYCLE 14 SOCPEN 3RD QTR FE CO	24-05-03529 24-07-07315 24-08-09042	5/8/2024 7/30/2024 8/30/2024	-	6,474,000.00 6,474,000.00	5,397,000.00 2,160,000.00 3,237,000.00		11,871,000.00 6,474,000.00 2,160,000.00 3,237,000.00	-	6,474,000.00 6,474,000.00	5,397,000.00 2,160,000.00 3,237,000.00		11,871,000.00 6,474,000.00 2,160,000.00 3,237,000.00	-	-	6,474,000.00 6,474,000.00	-	6,474,000.00 6,474,000.00	-	6,474,000.00 6,474,000.00	-	-	-	-	-	-	5,397,000.00 2,160,000.00 3,237,000.00	
Municipality of Botolan, Zambales				6,312,000.00	3,156,000.00	-	9,468,000.00		6,312,000.00	3,156,000.00		9,468,000.00		6,312,000.00	-	-	6,312,000.00	-	6,312,000.00	-	-	-	-	-	-	-	3,156,000.00
PS MOOE SOCPEN 1ST SEM SOCPEN 3RD QTR FE CO	24-05-03487 24-09-09800	5/8/2024 9/10/2024	-	6,312,000.00 6,312,000.00	3,156,000.00 3,156,000.00		9,468,000.00 6,312,000.00 3,156,000.00	-	6,312,000.00 6,312,000.00	3,156,000.00 3,156,000.00		9,468,000.00 6,312,000.00 3,156,000.00	-	-	6,312,000.00 6,312,000.00	-	6,312,000.00 6,312,000.00	-	6,312,000.00 6,312,000.00	-	-	-	-	-	-	3,156,000.00 - 3,156,000.00	
Province of Tarlac				20,000,000.00	-	-	20,000,000.00		20,000,000.00	-	-	20,000,000.00		-	-	-	-	-	-	-	-	-	-	-	-	-	20,000,000.00
PS MOOE AICS FE CO	24-05-03782	5/14/2024	-	20,000,000.00 20,000,000.00	-		20,000,000.00 20,000,000.00	-	20,000,000.00 20,000,000.00	-		20,000,000.00 20,000,000.00	-	-	-	-	-	-	-	-	-	-	-	-	-	-	20,000,000.00 20,000,000.00
Municipality of Pura, Tarlac				5,376,000.00	4,101,000.00	-	9,477,000.00		5,376,000.00	4,101,000.00		9,477,000.00		5,376,000.00	-	-	5,376,000.00	-	5,376,000.00	-	-	-	-	-	-	-	4,101,000.00
PS MOOE SOCPEN 1ST SEM SFP CYCLE 14 SOCPEN 3RD QTR FE CO	24-05-03532 24-07-06148 24-08-08948	5/8/2024 7/5/2024 8/29/2024	-	5,376,000.00 5,376,000.00	4,101,000.00 1,413,000.00 2,688,000.00		9,477,000.00 5,376,000.00 1,413,000.00 2,688,000.00	-	5,376,000.00 5,376,000.00	4,101,000.00 1,413,000.00 2,688,000.00		9,477,000.00 5,376,000.00 1,413,000.00 2,688,000.00	-	-	5,376,000.00 5,376,000.00	-	5,376,000.00 5,376,000.00	-	5,376,000.00 5,376,000.00	-	-	-	-	-	-	4,101,000.00 1,413,000.00 2,688,000.00	
Municipality of Pandi, Bulacan				5,430,000.00	33,655,000.00	-	39,085,000.00		5,430,000.00	33,655,000.00		39,085,000.00		5,430,000.00	-	-	5,430,000.00	-	5,430,000.00	-	-	-	-	-	-	-	33,655,000.00
PS MOOE SOCPEN 1ST SEM AICS SFP CYCLE 14 SOCPEN 3RD QTR FE CO	24-05-03530 24-07-06148 24-07-07277 24-08-09048	5/8/2024 7/5/2024 7/29/2024 8/30/2024	-	5,430,000.00 5,430,000.00	33,655,000.00 25,000,000.00 5,940,000.00 2,715,000.00		39,085,000.00 5,430,000.00 25,000,000.00 5,940,000.00 2,715,000.00	-	5,430,000.00 5,430,000.00	33,655,000.00 25,000,000.00 5,940,000.00 2,715,000.00		39,085,000.00 5,430,000.00 25,000,000.00 5,940,000.00 2,715,000.00	-	5,430,000.00 5,430,000.00	-	5,430,000.00 5,430,000.00	-	5,430,000.00 5,430,000.00	-	5,430,000.00 5,430,000.00	-	-	-	-	-	33,655,000.00 25,000,000.00 5,940,000.00 2,715,000.00	

Implementing Agencies and Projects	Obligation Request and Status		Obligations					Disbursements (Funds Transferred To)					Liquidations					Unpaid Obligations	Unliquidated Fund Transfers
	Number	Date	1st Quarter ending March 31	2nd Quarter ending June 30	3rd Quarter ending Sept. 30	4th Quarter ending Dec. 31	Total	1st Quarter ending March 31	2nd Quarter ending June 30	3rd Quarter ending Sept. 30	4th Quarter ending Dec. 31	Total	1st Quarter ending March 31	2nd Quarter ending June 30	3rd Quarter ending Sept. 30	4th Quarter ending Dec. 31	Total		
1	2	3	4	5	6	7	8 = (4+5+6+7)	9	10	11	12	13 = (9+10+11+12)	14	15	16	17	18 = (14+15+16+17)	19 = (8-13)	20 = (13 - 18)
SOCPEN 3RD QTR FE CO	24-09-09373	9/4/2024			3,372,000.00		3,372,000.00			3,372,000.00		3,372,000.00					-		3,372,000.00
Municipality of Sto. Tomas, Pampanga				5,766,000.00	4,249,200.00	-	8,498,400.00		5,766,000.00	4,249,200.00	-	8,498,400.00			5,766,000.00	-	5,766,000.00	-	2,732,400.00
PS MOOE SOCPEN 1ST SEM SFP CYCLE 14 SOCPEN 3RD QTR FE CO	24-04-02312 24-08-07408 24-08-08940	4/15/2024 8/1/2024 8/29/2024	-	5,766,000.00 5,766,000.00	4,249,200.00 2,863,000.00		8,498,400.00 1,366,200.00 1,366,200.00	-	5,766,000.00 5,766,000.00	4,249,200.00 1,366,200.00 2,863,000.00		8,498,400.00 5,766,000.00 1,366,200.00 1,366,200.00	-		5,766,000.00 5,766,000.00	-	5,766,000.00 5,766,000.00	-	2,732,400.00 1,366,200.00 1,366,200.00
Municipality of San Luis, Pampanga				6,330,000.00	4,569,000.00	-	10,899,000.00		6,330,000.00	4,569,000.00	-	10,899,000.00		6,330,000.00	-	-	6,330,000.00	-	4,569,000.00
PS MOOE SOCPEN 1ST SEM SFP CYCLE 14 SOCPEN 3RD QTR FE CO	24-05-04143 24-07-07280 24-09-09531	5/22/2024 7/29/2024 9/5/2024	-	6,330,000.00 6,330,000.00	4,569,000.00 1,404,000.00 3,165,000.00		10,899,000.00 6,330,000.00 1,404,000.00 3,165,000.00	-	6,330,000.00 6,330,000.00	4,569,000.00 1,404,000.00 3,165,000.00		10,899,000.00 6,330,000.00 1,404,000.00 3,165,000.00	-	6,330,000.00 6,330,000.00	-	6,330,000.00 6,330,000.00	-	4,569,000.00 1,404,000.00 3,165,000.00	
Municipality of San Antonio, Zambales				5,586,000.00	3,963,000.00	-	9,549,000.00		5,586,000.00	3,963,000.00	-	9,549,000.00			5,586,000.00	-	5,586,000.00	-	3,963,000.00
PS MOOE SOCPEN 1ST SEM SFP CYCLE 14 SOCPEN 3RD QTR FE CO	24-05-04144 24-07-07170 24-09-09799	5/22/2024 7/26/2024 9/10/2024	-	5,586,000.00 5,586,000.00	3,963,000.00 1,170,000.00 2,793,000.00		9,549,000.00 5,586,000.00 1,170,000.00 2,793,000.00	-	5,586,000.00 5,586,000.00	3,963,000.00 1,170,000.00 2,793,000.00		9,549,000.00 5,586,000.00 1,170,000.00 2,793,000.00	-		5,586,000.00 5,586,000.00	-	5,586,000.00 5,586,000.00	-	3,963,000.00 1,170,000.00 2,793,000.00
Municipality of Nampicuan, Nueva Ecija				6,228,000.00	3,654,000.00	-	9,882,000.00		6,228,000.00	3,654,000.00	-	9,882,000.00			6,228,000.00	-	6,228,000.00	-	3,654,000.00
PS MOOE SOCPEN 1ST SEM SFP CYCLE 14 SOCPEN 3RD QTR FE CO	24-05-04149 24-07-07051 24-08-08795	5/22/2024 7/23/2024 8/27/2024	-	6,228,000.00 6,228,000.00	3,654,000.00 540,000.00 3,114,000.00		9,882,000.00 6,228,000.00 540,000.00 3,114,000.00	-	6,228,000.00 6,228,000.00	3,654,000.00 540,000.00 3,114,000.00		9,882,000.00 6,228,000.00 540,000.00 3,114,000.00	-		6,228,000.00 6,228,000.00	-	6,228,000.00 6,228,000.00	-	3,654,000.00 540,000.00 3,114,000.00
Municipality of Carranglan, Nueva Ecija				5,754,000.00	4,209,000.00	-	9,963,000.00		5,754,000.00	4,209,000.00	-	9,963,000.00			5,754,000.00	-	5,754,000.00	-	4,209,000.00
PS MOOE SOCPEN 1ST SEM SFP CYCLE 14 SOCPEN 3RD QTR FE CO	24-05-04212 24-07-07262 24-09-09664	5/23/2024 8/19/2024 9/11/2024	-	5,754,000.00 5,754,000.00	4,209,000.00 1,332,000.00 2,877,000.00		9,963,000.00 5,754,000.00 1,332,000.00 2,877,000.00	-	5,754,000.00 5,754,000.00	4,209,000.00 1,332,000.00 2,877,000.00		9,963,000.00 5,754,000.00 1,332,000.00 2,877,000.00	-		5,754,000.00 5,754,000.00	-	5,754,000.00 5,754,000.00	-	4,209,000.00 1,332,000.00 2,877,000.00
Municipality of Masanta, Pampanga				7,340,000.00	4,110,000.00	-	11,450,000.00		7,340,000.00	4,110,000.00	-	11,450,000.00			5,340,000.00	-	5,340,000.00	-	6,110,000.00
PS MOOE SOCPEN 1ST SEM AICS SOCPEN 3RD QTR SFP CYCLE 14 FE CO	24-05-04210 24-06-04995 24-09-09484	5/23/2024 6/10/2024 9/5/2024	-	7,340,000.00 5,340,000.00 2,000,000.00	4,110,000.00 2,000,000.00 2,670,000.00 1,440,000.00		11,450,000.00 5,340,000.00 2,000,000.00 2,670,000.00 1,440,000.00	-	7,340,000.00 5,340,000.00	4,110,000.00 2,000,000.00 2,670,000.00 1,440,000.00		11,450,000.00 5,340,000.00 2,000,000.00 2,670,000.00 1,440,000.00	-		5,340,000.00 5,340,000.00	-	5,340,000.00 5,340,000.00	-	6,110,000.00 2,000,000.00 2,670,000.00 1,440,000.00
Municipality of Magalang, Pampanga				5,496,000.00	5,808,000.00	-	11,304,000.00		5,496,000.00	5,808,000.00	-	11,304,000.00			5,496,000.00	-	5,496,000.00	-	5,808,000.00
PS MOOE SOCPEN 1ST SEM SOCPEN 3RD QTR SFP CYCLE 14 FE CO	24-05-04145 24-09-09678 24-07-07291	5/22/2024 9/9/2024 7/29/2024	-	5,496,000.00 5,496,000.00	5,808,000.00 2,748,000.00 3,060,000.00		11,304,000.00 5,496,000.00 2,748,000.00 3,060,000.00	-	5,496,000.00 5,496,000.00	5,808,000.00 2,748,000.00 3,060,000.00		11,304,000.00 5,496,000.00 2,748,000.00 3,060,000.00	-		5,496,000.00 5,496,000.00	-	5,496,000.00 5,496,000.00	-	5,808,000.00 2,748,000.00 3,060,000.00
Municipality of San Narciso, Zambales				5,286,000.00	3,543,000.00	-	8,829,000.00		5,286,000.00	3,543,000.00	-	8,829,000.00			5,286,000.00	-	5,286,000.00	-	3,543,000.00
PS MOOE SOCPEN 1ST SEM SFP CYCLE 14 SOCPEN 3RD QTR FE CO	24-05-04150 24-07-07254 24-09-09921	5/22/2024 7/29/2024 9/11/2024	-	5,286,000.00 5,286,000.00	3,543,000.00 900,000.00 2,643,000.00		8,829,000.00 5,286,000.00 900,000.00 2,643,000.00	-	5,286,000.00 5,286,000.00	3,543,000.00 900,000.00 2,643,000.00		8,829,000.00 5,286,000.00 900,000.00 2,643,000.00	-		5,286,000.00 5,286,000.00	-	5,286,000.00 5,286,000.00	-	3,543,000.00 900,000.00 2,643,000.00
Municipality of Rizal, Nueva Ecija				6,654,000.00	5,254,800.00	-	11,908,800.00		6,654,000.00	5,254,800.00	-	11,908,800.00			6,654,000.00	-	6,654,000.00	-	5,254,800.00
PS MOOE SOCPEN 1ST SEM SFP CYCLE 14 SOCPEN 3RD QTR FE CO	24-05-04148 24-07-06898 24-09-09374	5/22/2024 7/12/2024 9/4/2024	-	6,654,000.00 6,654,000.00	5,254,800.00 1,927,800.00 3,327,000.00		11,908,800.00 6,654,000.00 1,927,800.00 3,327,000.00	-	6,654,000.00 6,654,000.00	5,254,800.00 1,927,800.00 3,327,000.00		11,908,800.00 6,654,000.00 1,927,800.00 3,327,000.00	-		6,654,000.00 6,654,000.00	-	6,654,000.00 6,654,000.00	-	5,254,800.00 1,927,800.00 3,327,000.00
Municipality of Gabaldon, Nueva Ecija				5,586,000.00	2,793,000.00	-	8,379,000.00		5,586,000.00	2,793,000.00	-	8,379,000.00			5,586,000.00	-	5,586,000.00	-	2,793,000.00

Implementing Agencies and Projects	Obligation Request and Status		Obligations					Disbursements (Funds Transferred To)					Liquidations					Unpaid Obligations	Unliquidated Fund Transfers
	Number	Date	1st Quarter ending March 31	2nd Quarter ending June 30	3rd Quarter ending Sept. 30	4th Quarter ending Dec. 31	Total	1st Quarter ending March 31	2nd Quarter ending June 30	3rd Quarter ending Sept. 30	4th Quarter ending Dec. 31	Total	1st Quarter ending March 31	2nd Quarter ending June 30	3rd Quarter ending Sept. 30	4th Quarter ending Dec. 31	Total		
1	2	3	4	5	6	7	8 = (4+5+6+7)	9	10	11	12	13 = (9+10+11+12)	14	15	16	17	18 = (14+15+16+17)	19 = (8-13)	20 = (13 - 18)
PS MOOE SOCPEN 1ST SEM SOCPEN 3RD QTR FE CO	24-05-04213 24-09-09679	5/23/2024 9/9/2024	-	5,586,000.00 5,586,000.00	2,793,000.00 2,793,000.00		8,379,000.00 5,586,000.00 2,793,000.00	-	5,586,000.00 5,586,000.00	2,793,000.00 2,793,000.00		8,379,000.00 5,586,000.00 2,793,000.00	-	-	5,586,000.00 5,586,000.00	-	5,586,000.00 5,586,000.00	-	2,793,000.00 -
City of Balanga, Bataan				5,562,000.00	5,751,000.00	-	11,313,000.00		5,562,000.00	5,751,000.00	-	11,313,000.00	-	-	5,562,000.00	-	5,562,000.00	-	5,751,000.00
PS MOOE SOCPEN 1ST SEM SFP CYCLE 14 SOCPEN 3RD QTR FE CO	24-05-04214 24-07-07169 24-09-09375	5/23/2024 7/28/2024 9/4/2024	-	5,562,000.00 5,562,000.00	5,751,000.00 2,970,000.00 2,781,000.00		11,313,000.00 5,562,000.00 2,970,000.00 2,781,000.00	-	5,562,000.00 5,562,000.00	5,751,000.00 2,970,000.00 2,781,000.00		11,313,000.00 5,562,000.00 2,970,000.00 2,781,000.00	-	-	5,562,000.00 5,562,000.00	-	5,562,000.00 5,562,000.00	-	2,970,000.00 2,781,000.00
Municipality of Obando, Bulacan				4,554,000.00	5,187,000.00	-	9,741,000.00		4,554,000.00	5,187,000.00	-	9,741,000.00	-	-	4,554,000.00	-	4,554,000.00	-	5,187,000.00
PS MOOE SOCPEN 1ST SEM AICS SFP CYCLE 14 SOCPEN 3RD QTR FE CO	24-05-04147 24-07-06144 24-07-07219 24-09-09666	5/22/2024 7/5/2024 07/29/2024 9/11/2024	-	4,554,000.00 4,554,000.00	5,187,000.00 1,200,000.00 1,710,000.00 2,277,000.00		9,741,000.00 4,554,000.00 1,200,000.00 1,710,000.00 2,277,000.00	-	4,554,000.00 4,554,000.00	5,187,000.00 1,200,000.00 1,710,000.00 2,277,000.00		9,741,000.00 4,554,000.00 1,200,000.00 1,710,000.00 2,277,000.00	-	-	4,554,000.00 4,554,000.00	-	4,554,000.00 4,554,000.00	-	5,187,000.00 1,200,000.00 1,710,000.00 2,277,000.00
Municipality of Bocaue, Bulacan				4,230,000.00	4,455,000.00	-	8,685,000.00		4,230,000.00	4,455,000.00	-	8,685,000.00	-	-	4,230,000.00	-	4,230,000.00	-	4,455,000.00
PS MOOE SOCPEN 1ST SEM SOCPEN 3RD QTR SFP CYCLE 14 FE CO	24-05-04146 24-08-09147 24-08-07515	5/22/2024 8/30/2024 8/5/2024	-	4,230,000.00 4,230,000.00	4,455,000.00 2,115,000.00 2,340,000.00		8,685,000.00 4,230,000.00 2,115,000.00 2,340,000.00	-	4,230,000.00 4,230,000.00	4,455,000.00 2,115,000.00 2,340,000.00		8,685,000.00 4,230,000.00 2,115,000.00 2,340,000.00	-	-	4,230,000.00 4,230,000.00	-	4,230,000.00 4,230,000.00	-	4,455,000.00 -
Municipality of Maria Aurora, Aurora				4,638,000.00	4,515,000.00	-	9,153,000.00		4,638,000.00	4,515,000.00	-	9,153,000.00	-	-	4,638,000.00	-	4,638,000.00	-	4,515,000.00
PS MOOE SOCPEN 1ST SEM SFP CYCLE 14 SOCPEN 3RD QTR FE CO	24-05-04211 24-07-07310 24-09-09377	5/23/2024 7/30/2024 9/4/2024	-	4,638,000.00 4,638,000.00	4,515,000.00 2,196,000.00 2,319,000.00		9,153,000.00 4,638,000.00 2,196,000.00 2,319,000.00	-	4,638,000.00 4,638,000.00	4,515,000.00 2,196,000.00 2,319,000.00		9,153,000.00 4,638,000.00 2,196,000.00 2,319,000.00	-	-	4,638,000.00 4,638,000.00	-	4,638,000.00 4,638,000.00	-	4,515,000.00 2,196,000.00 2,319,000.00
Municipality of Sta. Ana, Pampanga				8,154,000.00	5,157,000.00	-	13,311,000.00		8,154,000.00	5,157,000.00	-	13,311,000.00	-	-	8,154,000.00	-	8,154,000.00	-	5,157,000.00
PS MOOE SOCPEN 1ST SEM SOCPEN 3RD QTR SFP CYCLE 14 FE CO	24-05-04506 24-08-08941 24-08-07831	5/29/2024 8/29/2024 8/8/2024	-	8,154,000.00 8,154,000.00	5,157,000.00 4,077,000.00 1,080,000.00		13,311,000.00 8,154,000.00 4,077,000.00 1,080,000.00	-	8,154,000.00 8,154,000.00	5,157,000.00 4,077,000.00 1,080,000.00		13,311,000.00 8,154,000.00 4,077,000.00 1,080,000.00	-	-	8,154,000.00 8,154,000.00	-	8,154,000.00 8,154,000.00	-	5,157,000.00 4,077,000.00 1,080,000.00
Municipality of San Rafael, Bulacan				6,324,000.00	6,762,000.00	-	13,086,000.00		6,324,000.00	6,762,000.00	-	13,086,000.00	-	-	9,486,000.00	-	9,486,000.00	-	3,600,000.00
PS MOOE SOCPEN 1ST SEM SOCPEN 3RD QTR SFP CYCLE 14 FE CO	24-04-02308 24-08-08103 24-07-07260	4/15/2024 8/14/2024 7/29/2024	-	6,324,000.00 6,324,000.00	6,762,000.00 3,162,000.00 3,600,000.00		13,086,000.00 6,324,000.00 3,162,000.00 3,600,000.00	-	6,324,000.00 6,324,000.00	6,762,000.00 3,162,000.00 3,600,000.00		13,086,000.00 6,324,000.00 3,162,000.00 3,600,000.00	-	-	9,486,000.00 6,324,000.00 3,162,000.00	-	9,486,000.00 6,324,000.00 3,162,000.00	-	3,600,000.00 -
Municipality of Abucay, Bulacan				5,508,000.00	3,681,000.00	-	9,189,000.00		5,508,000.00	3,681,000.00	-	9,189,000.00	-	-	5,508,000.00	-	5,508,000.00	-	3,681,000.00
PS MOOE SOCPEN 1ST SEM SOCPEN 3RD QTR SFP CYCLE 14 FE CO	24-06-04707 24-08-08027 24-07-07164	6/5/2024 8/13/2024 7/26/2024	-	5,508,000.00 5,508,000.00	3,681,000.00 2,754,000.00 927,000.00		9,189,000.00 5,508,000.00 2,754,000.00 927,000.00	-	5,508,000.00 5,508,000.00	3,681,000.00 2,754,000.00 927,000.00		9,189,000.00 5,508,000.00 2,754,000.00 927,000.00	-	-	5,508,000.00 5,508,000.00	-	5,508,000.00 5,508,000.00	-	3,681,000.00 2,754,000.00 927,000.00
Municipality of Orion, Bataan				5,466,000.00	5,253,000.00	-	10,719,000.00		5,466,000.00	5,253,000.00	-	10,719,000.00	-	-	5,466,000.00	-	5,466,000.00	-	5,253,000.00
PS MOOE SOCPEN 1ST SEM SFP CYCLE 14 SOCPEN 3RD QTR FE CO	24-06-04706 24-07-06901 24-09-09681	6/5/2024 7/22/2024 9/9/2024	-	5,466,000.00 5,466,000.00	5,253,000.00 2,520,000.00 2,733,000.00		10,719,000.00 5,466,000.00 2,520,000.00 2,733,000.00	-	5,466,000.00 5,466,000.00	5,253,000.00 2,520,000.00 2,733,000.00		10,719,000.00 5,466,000.00 2,520,000.00 2,733,000.00	-	-	5,466,000.00 5,466,000.00	-	5,466,000.00 5,466,000.00	-	5,253,000.00 2,520,000.00 2,733,000.00
Municipality of Gen. Tino, Nueva Ecija				6,228,000.00	4,905,000.00	-	11,133,000.00		6,228,000.00	4,905,000.00	-	11,133,000.00	-	-	6,228,000.00	-	6,228,000.00	-	4,905,000.00
PS MOOE SOCPEN 1ST SEM SFP CYCLE 14 SOCPEN 3RD QTR FE CO	24-05-04507 24-07-07265 24-09-09604	5/29/2024 7/29/2024 9/11/2024	-	6,228,000.00 6,228,000.00	4,905,000.00 1,791,000.00 3,114,000.00		11,133,000.00 6,228,000.00 1,791,000.00 3,114,000.00	-	6,228,000.00 6,228,000.00	4,905,000.00 1,791,000.00 3,114,000.00		11,133,000.00 6,228,000.00 1,791,000.00 3,114,000.00	-	-	6,228,000.00 6,228,000.00	-	6,228,000.00 6,228,000.00	-	4,905,000.00 1,791,000.00 3,114,000.00

Implementing Agencies and Projects	Obligation Request and Status		Obligations					Disbursements (Funds Transferred To)					Liquidations					Unpaid Obligations	Unliquidated Fund Transfers				
	Number	Date	1st Quarter ending March 31	2nd Quarter ending June 30	3rd Quarter ending Sept. 30	4th Quarter ending Dec. 31	Total	1st Quarter ending March 31	2nd Quarter ending June 30	3rd Quarter ending Sept. 30	4th Quarter ending Dec. 31	Total	1st Quarter ending March 31	2nd Quarter ending June 30	3rd Quarter ending Sept. 30	4th Quarter ending Dec. 31	Total						
																				8 = (4+5+6+7)	9	10	11
1	2	3	4	5	6	7	8 = (4+5+6+7)	9	10	11	12	13 = (9+10+11+12)	14	15	16	17	18 = (14+15+16+17)	19 = (8-13)	20 = (13 - 18)				
MOOE SOCPEN 1ST SEM SFP CYCLE 14 SOCPEN 3RD QTR FE CO	24-06-04881 24-07-07313 24-09-09638	6/7/2024 7/30/2024 9/6/2024	-	6,822,000.00 6,822,000.00	4,851,000.00		11,673,000.00 6,822,000.00 1,440,000.00 3,411,000.00	-	6,822,000.00 6,822,000.00	4,851,000.00		11,673,000.00 6,822,000.00 1,440,000.00 3,411,000.00	-	-	6,822,000.00 6,822,000.00	-	6,822,000.00 6,822,000.00	-	-	-	-	4,851,000.00 -	
Municipality of San Isidro, Nueva Ecija				6,414,000.00	4,450,800.00		10,864,800.00		6,414,000.00	4,450,800.00		10,864,800.00			6,414,000.00		6,414,000.00						4,450,800.00
PS MOOE SOCPEN 1ST SEM SFP CYCLE 14 SOCPEN 3RD QTR FE CO	24-06-05283 24-07-07261 24-09-09697	6/14/2024 7/29/2024 9/9/2024	-	6,414,000.00 6,414,000.00	4,450,800.00		10,864,800.00 6,414,000.00 1,243,800.00 3,207,000.00	-	6,414,000.00 6,414,000.00	4,450,800.00		10,864,800.00 6,414,000.00 1,243,800.00 3,207,000.00	-	-	6,414,000.00 6,414,000.00	-	6,414,000.00 6,414,000.00	-	-	-	-	4,450,800.00 -	
Municipality of Apalit, Pampanga				7,536,000.00	6,084,600.00		13,620,600.00		7,536,000.00	6,084,600.00		13,620,600.00			7,536,000.00		7,536,000.00						6,084,600.00
PS MOOE SOCPEN 1ST SEM SFP CYCLE 14 SOCPEN 3RD QTR FE CO	24-06-04880 24-08-07472 24-09-09485	6/7/2024 8/2/2024 9/5/2024	-	7,536,000.00 7,536,000.00	6,084,600.00		13,620,600.00 7,536,000.00 2,316,600.00 3,768,000.00	-	7,536,000.00 7,536,000.00	6,084,600.00		13,620,600.00 7,536,000.00 2,316,600.00 3,768,000.00	-	-	7,536,000.00 7,536,000.00	-	7,536,000.00 7,536,000.00	-	-	-	-	6,084,600.00 -	
City of Cabanatuan, Nueva Ecija				7,500,000.00	3,750,000.00		11,250,000.00		7,500,000.00	3,750,000.00		11,250,000.00			7,500,000.00		7,500,000.00						3,750,000.00
PS MOOE SOCPEN 1ST SEM SOCPEN 3RD QTR FE CO	24-05-04509 24-09-102740	5/29/2024 9/17/2024	-	7,500,000.00 7,500,000.00	3,750,000.00		11,250,000.00 7,500,000.00 3,750,000.00	-	7,500,000.00 7,500,000.00	3,750,000.00		11,250,000.00 7,500,000.00 3,750,000.00	-	-	7,500,000.00 7,500,000.00	-	7,500,000.00 7,500,000.00	-	-	-	-	3,750,000.00 -	
Municipality of Bulakan, Bulacan				7,032,000.00	3,516,000.00		10,548,000.00		7,032,000.00	3,516,000.00		10,548,000.00			7,032,000.00		7,032,000.00						3,516,000.00
PS MOOE SOCPEN 1ST SEM SOCPEN 3RD QTR FE CO	24-06-04924 24-08-08104	6/7/2024 8/14/2024	-	7,032,000.00 7,032,000.00	3,516,000.00		10,548,000.00 7,032,000.00 3,516,000.00	-	7,032,000.00 7,032,000.00	3,516,000.00		10,548,000.00 7,032,000.00 3,516,000.00	-	-	7,032,000.00 7,032,000.00	-	7,032,000.00 7,032,000.00	-	-	-	-	3,516,000.00 -	
Municipality of Victoria, Tarlac				6,936,000.00	5,628,000.00		12,564,000.00		6,936,000.00	5,628,000.00		12,564,000.00			6,936,000.00		6,936,000.00						5,628,000.00
PS MOOE SOCPEN 1ST SEM SFP CYCLE 14 SOCPEN 3RD QTR FE CO	24-06-05611 24-08-07632 24-09-09919	6/14/2024 8/6/2024 9/11/2024	-	6,936,000.00 6,936,000.00	5,628,000.00		12,564,000.00 6,936,000.00 2,160,000.00 3,468,000.00	-	6,936,000.00 6,936,000.00	5,628,000.00		12,564,000.00 6,936,000.00 2,160,000.00 3,468,000.00	-	-	6,936,000.00 6,936,000.00	-	6,936,000.00 6,936,000.00	-	-	-	-	5,628,000.00 -	
Municipality of Capas, Tarlac				5,478,000.00	5,147,400.00		10,625,400.00		5,478,000.00	5,147,400.00		10,625,400.00			5,478,000.00		5,478,000.00						5,147,400.00
PS MOOE SOCPEN 1ST SEM SFP CYCLE 14 SOCPEN 3RD QTR FE CO	24-06-05462 24-07-07171 24-09-09855	6/14/2024 7/26/2024 9/11/2024	-	5,478,000.00 5,478,000.00	5,147,400.00		10,625,400.00 5,478,000.00 2,408,400.00 2,739,000.00	-	5,478,000.00 5,478,000.00	5,147,400.00		10,625,400.00 5,478,000.00 2,408,400.00 2,739,000.00	-	-	5,478,000.00 5,478,000.00	-	5,478,000.00 5,478,000.00	-	-	-	-	5,147,400.00 -	
Municipality of Gerona, Tarlac				7,572,000.00	7,440,000.00		15,012,000.00		7,572,000.00	7,440,000.00		15,012,000.00			7,572,000.00		7,572,000.00						7,440,000.00
PS MOOE SOCPEN 1ST SEM SFP CYCLE 14 SOCPEN 3RD QTR FE CO	24-06-05507 24-07-07216 24-09-09656	6/14/2024 7/29/2024 9/11/2024	-	7,572,000.00 7,572,000.00	7,440,000.00		15,012,000.00 7,572,000.00 3,654,000.00 3,786,000.00	-	7,572,000.00 7,572,000.00	7,440,000.00		15,012,000.00 7,572,000.00 3,654,000.00 3,786,000.00	-	-	7,572,000.00 7,572,000.00	-	7,572,000.00 7,572,000.00	-	-	-	-	7,440,000.00 -	
Municipality of Floridablanca, Pampanga				6,930,000.00	5,830,200.00		12,760,200.00		6,930,000.00	5,830,200.00		12,760,200.00		4,762,800.00	2,167,200.00		6,930,000.00						5,830,200.00
PS MOOE SOCPEN 1ST SEM SOCPEN 3RD QTR SFP CYCLE 14 FE CO	24-06-05613 24-08-08945 24-08-07628	6/14/2024 8/29/2024 8/6/2024	-	6,930,000.00 6,930,000.00	5,830,200.00		12,760,200.00 6,930,000.00 3,465,000.00 2,365,200.00	-	6,930,000.00 6,930,000.00	5,830,200.00		12,760,200.00 6,930,000.00 3,465,000.00 2,365,200.00	-	4,762,800.00 4,762,800.00	2,167,200.00 2,167,200.00	-	6,930,000.00 6,930,000.00	-	-	-	-	5,830,200.00 -	
Municipality of Guiguinto, Bulacan				5,160,000.00	15,720,000.00		20,880,000.00		5,160,000.00	15,720,000.00		20,880,000.00			5,160,000.00		5,160,000.00						15,720,000.00
PS MOOE SOCPEN 1ST SEM SFP CYCLE 14 SOCPEN 3RD QTR KC-KKB FE CO	24-06-05610 24-07-07279 24-08-09044 24-07-07039	6/14/2024 7/29/2024 8/30/2024 7/23/2024	-	5,160,000.00 5,160,000.00	15,720,000.00		20,880,000.00 5,160,000.00 4,140,000.00 2,580,000.00 9,000,000.00	-	5,160,000.00 5,160,000.00	15,720,000.00		20,880,000.00 5,160,000.00 4,140,000.00 2,580,000.00 9,000,000.00	-	-	5,160,000.00 5,160,000.00	-	5,160,000.00 5,160,000.00	-	-	-	-	15,720,000.00 -	
Municipality of Cabangan, Zambales				4,416,000.00	3,108,000.00		7,524,000.00		4,416,000.00	3,108,000.00		7,524,000.00			4,416,000.00		4,416,000.00						3,108,000.00

Implementing Agencies and Projects	Obligation Request and Status		Obligations					Disbursements (Funds Transferred To)					Liquidations					Unpaid Obligations	Unliquidated Fund Transfers
	Number	Date	1st Quarter ending March 31	2nd Quarter ending June 30	3rd Quarter ending Sept. 30	4th Quarter ending Dec. 31	Total	1st Quarter ending March 31	2nd Quarter ending June 30	3rd Quarter ending Sept. 30	4th Quarter ending Dec. 31	Total	1st Quarter ending March 31	2nd Quarter ending June 30	3rd Quarter ending Sept. 30	4th Quarter ending Dec. 31	Total		
1	2	3	4	5	6	7	8 = (4+5+6+7)	9	10	11	12	13 = (9+10+11+12)	14	15	16	17	18 = (14+15+16+17)	19 = (8-13)	20 = (13 - 18)
PS MOOE SOCPEN 1ST SEM SFP CYCLE 14 FE CO	24-06-05440 24-09-09802 24-08-07491	6/14/2024 9/10/2024 8/2/2024	-	4,416,000.00 4,416,000.00	3,108,000.00 2,208,000.00 900,000.00		7,524,000.00 4,416,000.00 2,208,000.00 900,000.00	-	4,416,000.00 4,416,000.00	3,108,000.00 2,208,000.00 900,000.00		7,524,000.00 4,416,000.00 2,208,000.00 900,000.00	-	-	4,416,000.00 4,416,000.00	-	4,416,000.00 4,416,000.00 - - -	-	3,108,000.00 - 2,208,000.00 900,000.00
Municipality of Castillejos, Zambales				4,920,000.00	2,460,000.00	-	7,380,000.00		4,920,000.00	2,460,000.00		7,380,000.00	-	-	4,920,000.00	-	4,920,000.00	-	2,460,000.00
PS MOOE SOCPEN 1ST SEM SFP CYCLE 14 FE CO	24-06-05439 24-09-10223	6/14/2024 9/16/2024	-	4,920,000.00 4,920,000.00	2,460,000.00 2,460,000.00		7,380,000.00 4,920,000.00 2,460,000.00	-	4,920,000.00 4,920,000.00	2,460,000.00 2,460,000.00		7,380,000.00 4,920,000.00 2,460,000.00	-	-	4,920,000.00 4,920,000.00	-	4,920,000.00 4,920,000.00 - - -	-	2,460,000.00 - 2,460,000.00 -
Municipality of Hagonoy, Bulacan				5,526,000.00	5,463,000.00	-	10,989,000.00		5,526,000.00	5,463,000.00		10,989,000.00	-	-	5,526,000.00	-	5,526,000.00	-	5,463,000.00
PS MOOE SOCPEN 1ST SEM SFP CYCLE 14 FE CO	24-06-05438 24-07-07218 24-09-10330	6/14/2024 7/29/2024 9/17/2024	-	5,526,000.00 5,526,000.00	5,463,000.00 2,700,000.00 2,763,000.00		10,989,000.00 5,526,000.00 2,700,000.00 2,763,000.00	-	5,526,000.00 5,526,000.00	5,463,000.00 2,700,000.00 2,763,000.00		10,989,000.00 5,526,000.00 2,700,000.00 2,763,000.00	-	-	5,526,000.00 5,526,000.00	-	5,526,000.00 5,526,000.00 - - -	-	5,463,000.00 2,700,000.00 2,763,000.00 -
City of Malolos, Bulacan				7,692,000.00	8,346,000.00	-	16,038,000.00		7,692,000.00	8,346,000.00		16,038,000.00	-	-	7,692,000.00	-	7,692,000.00	-	8,346,000.00
PS MOOE SOCPEN 1ST SEM SFP CYCLE 14 FE CO	24-06-05437 24-07-07223 24-08-09151	6/14/2024 7/29/2024 8/30/2024	-	7,692,000.00 7,692,000.00	8,346,000.00 4,500,000.00 3,846,000.00		16,038,000.00 7,692,000.00 4,500,000.00 3,846,000.00	-	7,692,000.00 7,692,000.00	8,346,000.00 4,500,000.00 3,846,000.00		16,038,000.00 7,692,000.00 4,500,000.00 3,846,000.00	-	-	7,692,000.00 7,692,000.00	-	7,692,000.00 7,692,000.00 - - -	-	8,346,000.00 - 4,500,000.00 3,846,000.00
City of Tarlac, Tarlac				7,524,000.00	14,562,000.00	-	22,086,000.00		7,524,000.00	14,562,000.00		22,086,000.00	-	-	7,524,000.00	-	7,524,000.00	-	14,562,000.00
PS MOOE SOCPEN 1ST SEM SFP CYCLE 14 FE CO	24-06-05441 24-07-07222 24-09-09680	6/14/2024 7/29/2024 9/9/2024	-	7,524,000.00 7,524,000.00	14,562,000.00 10,800,000.00 3,762,000.00		22,086,000.00 7,524,000.00 10,800,000.00 3,762,000.00	-	7,524,000.00 7,524,000.00	14,562,000.00 10,800,000.00 3,762,000.00		22,086,000.00 7,524,000.00 10,800,000.00 3,762,000.00	-	-	7,524,000.00 7,524,000.00	-	7,524,000.00 7,524,000.00 - - -	-	14,562,000.00 - 10,800,000.00 3,762,000.00
City of Meycauayan, Bulacan				4,932,000.00	6,246,000.00	-	11,178,000.00		4,932,000.00	6,246,000.00		11,178,000.00	-	-	4,932,000.00	-	4,932,000.00	-	6,246,000.00
PS MOOE SOCPEN 1ST SEM SFP CYCLE 14 FE CO	24-06-05260 24-09-09863 24-08-07629	6/14/2024 9/11/2024 8/6/2024	-	4,932,000.00 4,932,000.00	6,246,000.00 2,466,000.00 3,780,000.00		11,178,000.00 4,932,000.00 2,466,000.00 3,780,000.00	-	4,932,000.00 4,932,000.00	6,246,000.00 2,466,000.00 3,780,000.00		11,178,000.00 4,932,000.00 2,466,000.00 3,780,000.00	-	-	4,932,000.00 4,932,000.00	-	4,932,000.00 4,932,000.00 - - -	-	6,246,000.00 - 2,466,000.00 3,780,000.00
Municipality of San Marcelino, Zambales				4,656,000.00	3,408,000.00	-	8,064,000.00		4,656,000.00	3,408,000.00		8,064,000.00	-	-	4,656,000.00	-	4,656,000.00	-	3,408,000.00
PS MOOE SOCPEN 1ST SEM SFP CYCLE 14 FE CO	24-04-02309 24-07-07256 24-09-09608	4/15/2024 7/29/2024 9/11/2024	-	4,656,000.00 4,656,000.00	3,408,000.00 1,080,000.00 2,328,000.00		8,064,000.00 4,656,000.00 1,080,000.00 2,328,000.00	-	4,656,000.00 4,656,000.00	3,408,000.00 1,080,000.00 2,328,000.00		8,064,000.00 4,656,000.00 1,080,000.00 2,328,000.00	-	-	4,656,000.00 4,656,000.00	-	4,656,000.00 4,656,000.00 - - -	-	3,408,000.00 - 1,080,000.00 2,328,000.00
Municipality of San Leonardo, Nueva Ecija				5,532,000.00	4,566,000.00	-	10,098,000.00		5,532,000.00	4,566,000.00		10,098,000.00	-	-	5,532,000.00	-	5,532,000.00	-	4,566,000.00
PS MOOE SOCPEN 1ST SEM SFP CYCLE 14 FE CO	24-04-02315 24-07-07314 24-09-09372	4/15/2024 7/30/2024 7/4/2024	-	5,532,000.00 5,532,000.00	4,566,000.00 1,800,000.00 2,766,000.00		10,098,000.00 5,532,000.00 1,800,000.00 2,766,000.00	-	5,532,000.00 5,532,000.00	4,566,000.00 1,800,000.00 2,766,000.00		10,098,000.00 5,532,000.00 1,800,000.00 2,766,000.00	-	-	5,532,000.00 5,532,000.00	-	5,532,000.00 5,532,000.00 - - -	-	4,566,000.00 - 1,800,000.00 2,766,000.00
Municipality of Candelaria, Zambales				5,778,000.00	4,329,000.00	-	10,107,000.00		5,778,000.00	4,329,000.00		10,107,000.00	-	-	5,778,000.00	-	5,778,000.00	-	4,329,000.00
PS MOOE SOCPEN 1ST SEM SFP CYCLE 14 FE CO	24-06-05261 24-07-07282 24-08-09146	6/14/2024 7/29/2024 8/30/2024	-	5,778,000.00 5,778,000.00	4,329,000.00 1,440,000.00 2,889,000.00		10,107,000.00 5,778,000.00 1,440,000.00 2,889,000.00	-	5,778,000.00 5,778,000.00	4,329,000.00 1,440,000.00 2,889,000.00		10,107,000.00 5,778,000.00 1,440,000.00 2,889,000.00	-	-	5,778,000.00 5,778,000.00	-	5,778,000.00 5,778,000.00 - - -	-	4,329,000.00 - 1,440,000.00 2,889,000.00
Municipality of Palaug, Zambales				5,370,000.00	-	-	5,370,000.00		5,370,000.00	-	-	5,370,000.00	-	-	42,000.00	-	42,000.00	-	5,328,000.00
PS MOOE SOCPEN 1ST SEM FE CO	24-06-05258	6/14/2024	-	5,370,000.00 5,370,000.00			5,370,000.00 5,370,000.00	-	5,370,000.00 5,370,000.00			5,370,000.00 5,370,000.00	-	-	42,000.00 42,000.00	-	42,000.00 42,000.00 - - -	-	5,328,000.00 - 5,328,000.00 -
Municipality of Cabiao, Nueva Ecija				6,672,000.00	14,856,000.00	-	21,528,000.00		6,672,000.00	14,856,000.00		21,528,000.00	-	-	6,672,000.00	-	6,672,000.00	-	14,856,000.00
PS																			

Implementing Agencies and Projects	Obligation Request and Status		Obligations					Disbursements (Funds Transferred To)					Liquidations					Unpaid Obligations	Unliquidated Fund Transfers			
	Number	Date	1st Quarter ending March 31	2nd Quarter ending June 30	3rd Quarter ending Sept. 30	4th Quarter ending Dec. 31	Total	1st Quarter ending March 31	2nd Quarter ending June 30	3rd Quarter ending Sept. 30	4th Quarter ending Dec. 31	Total	1st Quarter ending March 31	2nd Quarter ending June 30	3rd Quarter ending Sept. 30	4th Quarter ending Dec. 31	Total					
																				8 = (4+5+6+7)	9	10
MOOE SOCPEN 1ST SEM SFP CYCLE 14 SOCPEN 3RD QTR KC-KKB FE CO	24-06-05259 24-08-07626 24-09-09865 2024-07-06723	6/14/2024 8/6/2024 9/11/2024 7/17/2024	- 6,672,000.00 - -	6,672,000.00 6,672,000.00 - -	14,856,000.00 - 2,520,000.00 9,000,000.00	- - 2,520,000.00 9,000,000.00	21,528,000.00 6,672,000.00 2,520,000.00 9,000,000.00	- 6,672,000.00 - -	6,672,000.00 6,672,000.00 - -	14,856,000.00 - 2,520,000.00 9,000,000.00	- - 2,520,000.00 9,000,000.00	21,528,000.00 6,672,000.00 2,520,000.00 9,000,000.00	- - - -	- - - -	6,672,000.00 6,672,000.00 - -	- 6,672,000.00 - -	6,672,000.00 6,672,000.00 - -	- - - -	- - - -	- - - -	- - 2,520,000.00 9,000,000.00	
Province of Bulacan				20,000,000.00	-	-	20,000,000.00		20,000,000.00	-	-	20,000,000.00		-	-	-	-	-	-	-	-	20,000,000.00
PS MOOE AICS FE CO	24-06-05360	6/19/2024	-	20,000,000.00 20,000,000.00	-	-	20,000,000.00 20,000,000.00	-	20,000,000.00 20,000,000.00	-	-	20,000,000.00 20,000,000.00	-	-	-	-	-	-	-	-	-	20,000,000.00 20,000,000.00
Province of Bataan					39,000,000.00	-	39,000,000.00		39,000,000.00	-	-	39,000,000.00		-	-	-	-	-	-	-	-	39,000,000.00
PS MOOE AICS FE CO	24-07-06145	7/5/2024	-	-	39,000,000.00 39,000,000.00	-	39,000,000.00 39,000,000.00	-	-	39,000,000.00 39,000,000.00	-	39,000,000.00 39,000,000.00	-	-	-	-	-	-	-	-	-	39,000,000.00 39,000,000.00
City of Mabalacat, Pampanga					9,159,000.00	-	9,159,000.00		9,159,000.00	-	-	9,159,000.00		-	-	-	-	-	-	-	-	9,159,000.00
PS MOOE SOCPEN 3RD QTR SFP CYCLE 14 FE CO	24-09-09794 24-08-08052	9/10/2024 8/13/2024	-	-	9,159,000.00 3,219,000.00 5,940,000.00	-	9,159,000.00 3,219,000.00 5,940,000.00	-	-	9,159,000.00 3,219,000.00 5,940,000.00	-	9,159,000.00 3,219,000.00 5,940,000.00	-	-	-	-	-	-	-	-	-	9,159,000.00 3,219,000.00 5,940,000.00
GRAND TOTAL			17,000,000.00	868,802,000.00	818,479,147.76	-	1,704,281,147.76	17,000,000.00	868,802,000.00	818,479,147.76	-	1,704,281,147.76	-	262,016,880.00	549,803,120.00	-	811,820,000.00	-	-	-	-	892,461,147.76
PS MOOE AICS SOCPEN 1ST SEM SFP CYCLE 14 SOCPEN 3RD QTR KC-KKB FE CO			17,000,000.00 17,000,000.00	868,802,000.00 110,000,000.00 758,802,000.00	818,479,147.76 128,906,500.00 -	- -	1,704,281,147.76 255,906,500.00 758,802,000.00	17,000,000.00 17,000,000.00	868,802,000.00 110,000,000.00 758,802,000.00	818,479,147.76 128,906,500.00 -	- -	1,704,281,147.76 255,906,500.00 758,802,000.00	- -	262,016,880.00 -	549,803,120.00 50,000,000.00 485,403,120.00	- -	811,820,000.00 50,000,000.00 747,420,000.00	- -	- -	- -	- -	892,461,147.76 205,906,500.00 11,382,000.00 266,805,000.00 345,399,000.00 62,968,647.76

Prepared By:


SHERWIN E. MANARANG
 Administrative Officer II

Certified Correct:


ANGELICA T. LAFUENTE
 Regional Accountant

STATEMENT OF OBLIGATIONS, DISBURSEMENTS, LIQUIDATIONS AND BALANCES for INTER-AGENCY FUND TRANSFERS
As of the Quarter Ending September 30, 2024

FAR 1-C

Implementing Agencies and Projects	Obligation Request and Status		Obligations				Disbursements (Funds Transferred To)				Liquidations				Unpaid Obligations	Unliquidated Fund Transfers
	Number	Date	1st Quarter ending March 31	2nd Quarter ending June 30	3rd Quarter ending Sept 30	Total	1st Quarter ending March 31	2nd Quarter ending June 30	3rd Quarter ending Sept 30	Total	1st Quarter ending March 31	2nd Quarter ending June 30	3rd Quarter ending Sept. 30	Total		
			4	5	6	8 = (4+5+6+7)	9	10	11	13 = (9+10+11+12)	14	15	16	18 = (14+15+13+17)		
FOIVA-LGU's			777,357,500.00	862,684,200.00	862,710,000.00	2,492,751,700.00	777,357,500.00	852,684,200.00	862,710,000.00	2,492,751,700.00	24,954,000.00	850,644,000.00	683,947,500.00	1,459,545,500.00	-	1,013,106,200.00
AGDANGAN, QUEZON			0.00	0.00	0.00	0.00	0.00	0.00	0.00	0.00	0.00	0.00	0.00	0.00	0.00	
PS MOOE			0.00	0.00	0.00	0.00	0.00	0.00	0.00	0.00	0.00	0.00	0.00	0.00	0.00	
FE CO						0.00				0.00			0.00	0.00	0.00	
AGONCILLO, BATANGAS			7,788,000.00	0.00	5,267,400.00	13,055,400.00	7,788,000.00	0.00	5,267,400.00	13,055,400.00	0.00	7,738,000.00	0.00	7,788,000.00	0.00	
PS MOOE			7,788,000.00	0.00	5,267,400.00	13,055,400.00	7,788,000.00	0.00	5,267,400.00	13,055,400.00	0.00	7,738,000.00	0.00	7,788,000.00	0.00	
SOCPEN	502-24-03-01108	Mar 2024	7,788,000.00			7,788,000.00	7,788,000.00			7,788,000.00		7,738,000.00		7,788,000.00	0.00	
SFP	502-24-07-05642	July 2024			1,247,400.00	1,247,400.00			1,247,400.00	1,247,400.00				0.00	0.00	
SOCPEN	502-24-08-07137	Aug 2024			4,020,000.00	4,020,000.00			4,020,000.00	4,020,000.00				0.00	0.00	
FE CO															4,020,000.00	
ALABAT, QUEZON			10,146,000.00	0.00	5,073,000.00	15,219,000.00	10,146,000.00	0.00	5,073,000.00	15,219,000.00	0.00	10,146,000.00	0.00	10,146,000.00	0.00	
PS MOOE			10,146,000.00	0.00	5,073,000.00	15,219,000.00	10,146,000.00	0.00	5,073,000.00	15,219,000.00	0.00	10,146,000.00	0.00	10,146,000.00	0.00	
SOCPEN	502-2024-02-00792	27-Feb-24	10,146,000.00			10,146,000.00	10,146,000.00			10,146,000.00		10,146,000.00		10,146,000.00	0.00	
SOCPEN	502-24-08-07150	Aug 2024			5,073,000.00	5,073,000.00			5,073,000.00	5,073,000.00				0.00	0.00	
FE CO						0.00			0.00	0.00				0.00	0.00	
ALAMINOS, LAGUNA			0.00	12,180,000.00	6,090,000.00	18,270,000.00	0.00	12,180,000.00	6,090,000.00	18,270,000.00	0.00	12,180,000.00	0.00	12,180,000.00	0.00	
PS MOOE			0.00	12,180,000.00	6,090,000.00	18,270,000.00	0.00	12,180,000.00	6,090,000.00	18,270,000.00	0.00	12,180,000.00	0.00	12,180,000.00	0.00	
SOCPEN	502-2024-04-02078	2-Apr-24		12,180,000.00		12,180,000.00		12,180,000.00		12,180,000.00		12,180,000.00		12,180,000.00	0.00	
SOCPEN	502-24-09-07874	Aug 2024			6,090,000.00	6,090,000.00			6,090,000.00	6,090,000.00				0.00	0.00	
FE CO						0.00			0.00	0.00				0.00	0.00	
ALFONSO, CAVITE			11,418,000.00	0.00	7,303,800.00	18,721,800.00	11,418,000.00	0.00	7,303,800.00	18,721,800.00	0.00	11,418,000.00	0.00	11,418,000.00	0.00	
PS MOOE			11,418,000.00	0.00	7,303,800.00	18,721,800.00	11,418,000.00	0.00	7,303,800.00	18,721,800.00	0.00	11,418,000.00	0.00	11,418,000.00	0.00	
SOCPEN	502-2024-03-00948	6-Mar-24	11,418,000.00			11,418,000.00	11,418,000.00			11,418,000.00		11,418,000.00		11,418,000.00	0.00	
SFP	502-24-07-05611	July 2024			1,594,800.00	1,594,800.00			1,594,800.00	1,594,800.00				0.00	0.00	
SOCPEN	502-24-09-07612	Aug 2024			5,709,000.00	5,709,000.00			5,709,000.00	5,709,000.00				0.00	0.00	
FE CO															5,709,000.00	
ALITAGTAG, BATANGAS			0.00	8,994,000.00	5,422,200.00	14,416,200.00	0.00	8,994,000.00	5,422,200.00	14,416,200.00	0.00	8,994,000.00	0.00	8,994,000.00	0.00	

Implementing Agencies and Projects	Obligations						Disbursements (Funds Transferred To)				Liquidations				Unpaid Obligations	Unliquidated Fund Transfers
	Obligation Request and Status		1st Quarter ending March 31	2nd Quarter ending June 30	3rd Quarter ending Sept. 30	Total	1st Quarter ending March 31	2nd Quarter ending June 30	3rd Quarter ending Sept. 30	Total	1st Quarter ending March 31	2nd Quarter ending June 30	3rd Quarter ending Sept. 30	Total		
	Number	Date														
1	2	3	4	5	6	8 = (4+5+6+7)	9	10	11	13 = (9+10+11+12)	14	15	16	18 = (14+15+16+17)	19 = (8-13)	20 = (13 - 18)
PS MOOE			0.00	8,994,000.00	5,422,200.00	14,416,200.00	0.00	8,994,000.00	5,422,200.00	14,416,200.00	0.00	8,994,000.00	0.00	8,994,000.00	0.00	5,422,200.00
SOCPEN	502-2024-04-02075	2-Apr-24		8,994,000.00		8,994,000.00		8,994,000.00		8,994,000.00		8,994,000.00		8,994,000.00	0.00	0.00
SOCPEN	502-24-08-07052	Aug 2024			4,497,000.00	4,497,000.00			4,497,000.00	4,497,000.00				0.00	0.00	4,497,000.00
SFP	502-24-08-07146	Aug 2024			925,200.00	925,200.00			925,200.00	925,200.00				0.00	0.00	925,200.00
FE CO																
AMADEO, CAVITE			0.00	0.00	0.00	0.00	0.00	0.00	0.00	0.00	0.00	0.00	0.00	0.00	0.00	0.00
PS MOOE			0.00	0.00	0.00	0.00	0.00	0.00	0.00	0.00	0.00	0.00	0.00	0.00	0.00	0.00
FE CO						0.00				0.00				0.00	0.00	0.00
ANGONO, RIZAL			0.00	16,866,000.00	8,433,000.00	25,299,000.00	0.00	16,866,000.00	8,433,000.00	25,299,000.00	0.00	16,866,000.00	0.00	16,866,000.00	0.00	8,433,000.00
PS MOOE			0.00	16,866,000.00	8,433,000.00	25,299,000.00	0.00	16,866,000.00	8,433,000.00	25,299,000.00	0.00	16,866,000.00	0.00	16,866,000.00	0.00	8,433,000.00
SOCPEN	502-24-03-01834	22-Mar-24		16,866,000.00		16,866,000.00		16,866,000.00		16,866,000.00		16,866,000.00		16,866,000.00	0.00	0.00
SOCPEN	502-24-08-07148	Aug 2024			8,433,000.00	8,433,000.00			8,433,000.00	8,433,000.00				0.00	0.00	8,433,000.00
FE CO						0.00				0.00				0.00	0.00	0.00
ANTIPOLO, RIZAL			0.00	18,000,000.00	0.00	18,000,000.00	0.00	18,000,000.00	0.00	18,000,000.00	0.00	0.00	0.00	0.00	0.00	18,000,000.00
PS MOOE			0.00	18,000,000.00	0.00	18,000,000.00	0.00	18,000,000.00	0.00	18,000,000.00	0.00	0.00	0.00	0.00	0.00	18,000,000.00
SFP	502-2024-05-03754	29-May-24		18,000,000.00		18,000,000.00		18,000,000.00		18,000,000.00				0.00	0.00	18,000,000.00
FE CO						0.00				0.00				0.00	0.00	0.00
ATIMONAN, QUEZON			19,752,000.00	0.00	1,620,000.00	21,372,000.00	19,752,000.00	0.00	1,620,000.00	21,372,000.00	0.00	0.00	19,752,000.00	19,752,000.00	0.00	1,620,000.00
PS MOOE			19,752,000.00	0.00	1,620,000.00	21,372,000.00	19,752,000.00	0.00	1,620,000.00	21,372,000.00	0.00	0.00	19,752,000.00	19,752,000.00	0.00	1,620,000.00
SOCPEN	502-2024-02-00789	27-Feb-24	19,752,000.00			19,752,000.00	19,752,000.00			19,752,000.00			19,752,000.00	19,752,000.00	0.00	0.00
SFP	502-24-08-06716	Aug 2024			1,620,000.00	1,620,000.00			1,620,000.00	1,620,000.00				0.00	0.00	1,620,000.00
FE CO						0.00				0.00				0.00	0.00	0.00
BACOR, CAVITE			0.00	0.00	0.00	0.00	0.00	0.00	0.00	0.00	0.00	0.00	0.00	0.00	0.00	0.00
PS MOOE			0.00	0.00	0.00	0.00	0.00	0.00	0.00	0.00	0.00	0.00	0.00	0.00	0.00	0.00
						0.00				0.00				0.00	0.00	0.00
						0.00				0.00				0.00	0.00	0.00
						0.00				0.00				0.00	0.00	0.00
						0.00				0.00				0.00	0.00	0.00
						0.00				0.00				0.00	0.00	0.00

Implementing Agencies and Projects	Obligations						Disbursements (Funds Transferred To)				Liquidations				Unpaid Obligations	Unliquidated Fund Transfers
	Obligation Request and Status		1st Quarter ending March 31	2nd Quarter ending June 30	3rd Quarter ending Sept. 30	Total	1st Quarter ending March 31	2nd Quarter ending June 30	3rd Quarter ending Sept. 30	Total	1st Quarter ending March 31	2nd Quarter ending June 30	3rd Quarter ending Sept. 30	Total		
	Number	Date														
1	2	3	4	5	6	8 = (4+5+6+7)	9	10	11	13 = (9+10+11+12)	14	15	16	18 = (14+15+16+17)	19 = (8+3)	20 = (13 - 18)
FE CO						0.00				0.00				0.00	0.00	0.00
BALAYAN, BATANGAS			0.00	11,112,000.00	5,556,000.00	16,668,000.00	0.00	11,112,000.00	5,556,000.00	16,668,000.00	0.00	11,112,000.00	0.00	11,112,000.00	0.00	5,556,000.00
PS MOOE			0.00	11,112,000.00	5,556,000.00	16,668,000.00	0.00	11,112,000.00	5,556,000.00	16,668,000.00	0.00	11,112,000.00	0.00	11,112,000.00	0.00	5,556,000.00
SOCPEN	502-2024-03-01853	22-Mar-24		11,112,000.00		11,112,000.00		11,112,000.00		11,112,000.00		11,112,000.00		11,112,000.00	0.00	0.00
SOCPEN	502-24-98-07130	Aug 2024			5,556,000.00	5,556,000.00			5,556,000.00	5,556,000.00				0.00	0.00	5,556,000.00
FE CO						0.00				0.00				0.00	0.00	0.00
BALETE, BATANGAS			9,006,000.00	0.00	4,503,000.00	13,509,000.00	9,006,000.00	0.00	4,503,000.00	13,509,000.00	0.00	9,006,000.00	0.00	9,006,000.00	0.00	4,503,000.00
PS MOOE			9,006,000.00	0.00	4,503,000.00	13,509,000.00	9,006,000.00	0.00	4,503,000.00	13,509,000.00	0.00	9,006,000.00	0.00	9,006,000.00	0.00	4,503,000.00
SOCPEN	502-24-02-00685	22-Feb-24	9,006,000.00			9,006,000.00	9,006,000.00			9,006,000.00		9,006,000.00		9,006,000.00	0.00	0.00
SOCPEN	502-24-09-07870	Aug 2024			4,503,000.00	4,503,000.00			4,503,000.00	4,503,000.00				0.00	0.00	4,503,000.00
FE CO						0.00				0.00				0.00	0.00	0.00
BARAS, RIZAL			0.00	0.00	0.00	0.00	0.00	0.00	0.00	0.00	0.00	0.00	0.00	0.00	0.00	0.00
PS MOOE			0.00	0.00	0.00	0.00	0.00	0.00	0.00	0.00	0.00	0.00	0.00	0.00	0.00	0.00
FE CO						0.00				0.00				0.00	0.00	0.00
BATANGAS, BATANGAS			0.00	46,038,000.00	0.00	46,038,000.00	0.00	46,038,000.00	0.00	46,038,000.00	0.00	0.00	46,038,000.00	46,038,000.00	0.00	0.00
PS MOOE			0.00	46,038,000.00	0.00	46,038,000.00	0.00	46,038,000.00	0.00	46,038,000.00	0.00	0.00	46,038,000.00	46,038,000.00	0.00	0.00
SOCPEN	502-2024-04-02359	15-Apr-24		46,038,000.00		46,038,000.00		46,038,000.00		46,038,000.00			46,038,000.00	46,038,000.00	0.00	0.00
FE CO						0.00				0.00				0.00	0.00	0.00
BAUAN, BATANGAS			0.00	0.00	1,177,200.00	1,177,200.00	0.00	0.00	1,177,200.00	1,177,200.00	0.00	0.00	0.00	0.00	0.00	1,177,200.00
PS MOOE			0.00	0.00	1,177,200.00	1,177,200.00	0.00	0.00	1,177,200.00	1,177,200.00	0.00	0.00	0.00	0.00	0.00	1,177,200.00
SFP	502-24-08-07345	Aug 2024			1,177,200.00	1,177,200.00			1,177,200.00	1,177,200.00				0.00	0.00	1,177,200.00
FE CO						0.00				0.00				0.00	0.00	0.00
BAY, LAGUNA			9,660,000.00	0.00	6,360,000.00	16,020,000.00	9,660,000.00	0.00	6,360,000.00	16,020,000.00	0.00	9,660,000.00	0.00	9,660,000.00	0.00	6,360,000.00
PS MOOE			9,660,000.00	0.00	6,360,000.00	16,020,000.00	9,660,000.00	0.00	6,360,000.00	16,020,000.00	0.00	9,660,000.00	0.00	9,660,000.00	0.00	6,360,000.00

Implementing Agencies and Projects	Obligations						Disbursements (Funds Transferred To)				Liquidations				Unpaid Obligations	Unliquidated Func Transfers		
	Obligation Request and Status		1st Quarter ending March 31	2nd Quarter ending June 30	3rd Quarter ending Sept. 30	Total	1st Quarter ending March 31	2nd Quarter ending June 30	3rd Quarter ending Sept. 30	Total	1st Quarter ending March 31	2nd Quarter ending June 30	3rd Quarter ending Sept. 30	Total				
	Number	Date																
1	2	3	4	5	6	7 = (4+5+6+7)	8	9	10	11	12 = (9+10+11+12)	13	14	15	16	17 = (14+15+16+17)	18 = (8-13)	19 = (13 - 18)
SCCPEN	502-24-03-01109	Mar 2024	9,660,000.00			9,660,000.00	9,660,000.00				9,660,000.00			9,660,000.00			0.00	0.00
SFP	502-24-08-07113	Aug 2024			1,530,000.00	1,530,000.00				1,530,000.00						0.00	0.00	1,530,000.00
SOCPEN	502-24-08-07136	Aug 2024			4,830,000.00	4,830,000.00				4,830,000.00						0.00	0.00	4,830,000.00
FE CO																		
BIÑAN, LAGUNA			0.00	69,980,000.00	16,650,000.00	86,630,000.00	0.00	69,980,000.00	16,650,000.00	86,630,000.00	0.00	19,980,000.00	0.00	19,980,000.00	0.00	19,980,000.00	0.00	66,650,000.00
PS MOOE			0.00	69,980,000.00	16,650,000.00	86,630,000.00	0.00	69,980,000.00	16,650,000.00	86,630,000.00	0.00	19,980,000.00	0.00	19,980,000.00	0.00	19,980,000.00	0.00	66,650,000.00
SOCPEN	502-24-04-02071	2-Apr-24		19,980,000.00		19,980,000.00		19,980,000.00						19,980,000.00		19,980,000.00	0.00	0.00
AICS	502-24-05-03561	1-May-24		50,000,000.00		50,000,000.00		50,000,000.00								0.00	0.00	50,000,000.00
SFP	502-24-07-05403	July 2024			6,660,000.00	6,660,000.00				6,660,000.00						0.00	0.00	6,660,000.00
SOCPEN	502-24-09-07598	Aug 2024			9,990,000.00	9,990,000.00				9,990,000.00						0.00	0.00	9,990,000.00
FE CO																		
BINANGONAN, RIZAL			0.00	0.00	0.00	0.00	0.00	0.00	0.00	0.00	0.00	0.00	0.00	0.00	0.00	0.00	0.00	0.00
PS MOOE			0.00	0.00	0.00	0.00	0.00	0.00	0.00	0.00	0.00	0.00	0.00	0.00	0.00	0.00	0.00	0.00
FE CO																		
BUENAVISTA, QUEZON			0.00	12,726,000.00	7,623,000.00	20,349,000.00	0.00	12,726,000.00	7,623,000.00	20,349,000.00	0.00	0.00	12,726,000.00	12,726,000.00	0.00	12,726,000.00	0.00	7,623,000.00
PS MOOE			0.00	12,726,000.00	7,623,000.00	20,349,000.00	0.00	12,726,000.00	7,623,000.00	20,349,000.00	0.00	0.00	12,726,000.00	12,726,000.00	0.00	12,726,000.00	0.00	7,623,000.00
SOCPEN	502-2024-04-02073	2-Apr-24		12,726,000.00		12,726,000.00		12,726,000.00						12,726,000.00		12,726,000.00	0.00	0.00
SFP	502-24-06-04680	June 2024			1,260,000.00	1,260,000.00				1,260,000.00						0.00	0.00	1,260,000.00
SOCPEN	502-24-09-08303	Sep 2024			6,363,000.00	6,363,000.00				6,363,000.00						0.00	0.00	6,363,000.00
FE CO																		
BURDEOS, QUEZON			10,704,000.00	0.00	6,360,000.00	17,064,000.00	10,704,000.00	0.00	6,360,000.00	17,064,000.00	0.00	10,704,000.00	0.00	10,704,000.00	0.00	10,704,000.00	0.00	6,360,000.00
PS MOOE			10,704,000.00	0.00	6,360,000.00	17,064,000.00	10,704,000.00	0.00	6,360,000.00	17,064,000.00	0.00	10,704,000.00	0.00	10,704,000.00	0.00	10,704,000.00	0.00	6,360,000.00
SOCPEN	502-2024-03-00954	6-Mar-24	10,704,000.00			10,704,000.00	10,704,000.00							10,704,000.00		10,704,000.00	0.00	0.00
SFP	502-24-08-06585	Aug 2024			1,008,000.00	1,008,000.00				1,008,000.00						0.00	0.00	1,008,000.00
SOCPEN	502-24-08-07126	Aug 2024			5,352,000.00	5,352,000.00				5,352,000.00						0.00	0.00	5,352,000.00
FE CO																		
CABUYAO, LAGUNA			0.00	0.00	3,362,400.00	3,362,400.00	0.00	0.00	3,362,400.00	3,362,400.00	0.00	0.00	0.00	0.00	0.00	0.00	0.00	3,362,400.00
PS MOOE			0.00	0.00	3,362,400.00	3,362,400.00	0.00	0.00	3,362,400.00	3,362,400.00	0.00	0.00	0.00	0.00	0.00	0.00	0.00	3,362,400.00

Implementing Agencies and Projects	Obligations						Disbursements (Funds Transferred To)				Liquidations				Unpaid Obligations	Unliquidated Fund Transfers
	Obligation Request and Status		1st Quarter ending March 31	2nd Quarter ending June 30	3rd Quarter ending Sept. 30	Total	1st Quarter ending March 31	2nd Quarter ending June 30	3rd Quarter ending Sept. 30	Total	1st Quarter ending March 31	2nd Quarter ending June 30	3rd Quarter ending Sept. 30	Total		
	Number	Date														
1	2	3	4	5	6	8 = (4+5+6+7)	9	10	11	13 = (9+10+11+12)	14	15	16	18 = (14+15+16+17)	19 = (8-13)	20 = (13 - 18)
SFP FE CO	502-24-07-05639	Jul 2024			3,362,400.00	3,362,400.00			3,362,400.00	3,362,400.00				0.00	0.00	3,362,400.00
CAINTA, RIZAL			22,140,000.00	0.00	11,070,000.00	33,210,000.00	22,140,000.00	0.00	11,070,000.00	33,210,000.00	0.00	0.00	22,140,000.00	22,140,000.00	0.00	11,070,000.00
SOCPEN	502-24-03-03174	1-Mar-24	22,140,000.00	0.00	11,070,000.00	33,210,000.00	22,140,000.00	0.00	11,070,000.00	33,210,000.00	0.00	0.00	22,140,000.00	22,140,000.00	0.00	11,070,000.00
SOCPEN	502-24-09-07620	Aug 2024			11,070,000.00	11,070,000.00			11,070,000.00	11,070,000.00				0.00	0.00	11,070,000.00
CALAGA, BATANGAS			0.00	12,138,000.00	8,808,600.00	20,946,600.00	0.00	12,138,000.00	8,808,600.00	20,946,600.00	0.00	12,138,000.00	0.00	12,138,000.00	0.00	8,808,600.00
SOCPEN	502-2024-04-02074	1-Apr-24	0.00	12,138,000.00	8,808,600.00	20,946,600.00	0.00	12,138,000.00	8,808,600.00	20,946,600.00	0.00	12,138,000.00	0.00	12,138,000.00	0.00	8,808,600.00
SFP	502-24-06-04609	June 2024			2,739,600.00	2,739,600.00			2,739,600.00	2,739,600.00				0.00	0.00	2,739,600.00
SOCPEN	502-24-09-07608	Sep 2024			6,069,000.00	6,069,000.00			6,069,000.00	6,069,000.00				0.00	0.00	6,069,000.00
CALAMBA, LAGUNA			0.00	0.00	9,900,000.00	9,900,000.00	0.00	0.00	9,900,000.00	9,900,000.00	0.00	0.00	0.00	0.00	0.00	9,900,000.00
SFP	502-24-08-06588	Aug 2024	0.00	0.00	9,900,000.00	9,900,000.00	0.00	0.00	9,900,000.00	9,900,000.00	0.00	0.00	0.00	0.00	0.00	9,900,000.00
CALATAGAN, BATANGAS			18,612,000.00	3,097,800.00	9,306,000.00	31,015,800.00	18,612,000.00	3,097,800.00	9,306,000.00	31,015,800.00	0.00	18,612,000.00	0.00	18,612,000.00	0.00	12,403,800.00
SOCPEN	502-2024-03-00958	5-Mar-24	18,612,000.00	3,097,800.00	9,306,000.00	31,015,800.00	18,612,000.00	3,097,800.00	9,306,000.00	31,015,800.00	0.00	18,612,000.00	0.00	18,612,000.00	0.00	0.00
SFP	502-24-05-03250	1-May-24		3,097,800.00		3,097,800.00		3,097,800.00		3,097,800.00				0.00	0.00	3,097,800.00
SOCPEN	502-24-09-07593	Sep 2024			9,306,000.00	9,306,000.00			9,306,000.00	9,306,000.00				0.00	0.00	9,306,000.00
CALAUAG, QUEZON			14,298,000.00	0.00	7,149,000.00	21,447,000.00	14,298,000.00	0.00	7,149,000.00	21,447,000.00	0.00	14,298,000.00	0.00	14,298,000.00	0.00	7,149,000.00
SOCPEN	502-2024-02-00801	17-Feb-24	14,298,000.00	0.00	7,149,000.00	21,447,000.00	14,298,000.00	0.00	7,149,000.00	21,447,000.00	0.00	14,298,000.00	0.00	14,298,000.00	0.00	0.00
SOCPEN	502-24-09-08416	Sep 2024			7,149,000.00	7,149,000.00			7,149,000.00	7,149,000.00				0.00	0.00	7,149,000.00

Implementing Agencies and Projects	Obligations						Disbursements (Funds Transferred To)				Liquidations				Unpaid Obligations	Unliquidated Fund Transfers			
	Obligation Request and Status		1st Quarter ending March 31	2nd Quarter ending June 30	3rd Quarter ending Sept. 30	Total	1st Quarter ending March 31	2nd Quarter ending June 30	3rd Quarter ending Sept. 30	Total	1st Quarter ending March 31	2nd Quarter ending June 30	3rd Quarter ending Sept. 30	Total					
	Number	Date															13 = (9+10+11+12)	14	15
1	2	3	4	5	6	7	8 = (4+5+6+7)	9	10	11	12	13 = (9+10+11+12)	14	15	16	17	18 = (14+15+16+17)	19 = (8-13)	20 = (13 - 18)
FE CO							0.00					0.00					0.00	0.00	0.00
CALAUAN, LAGUNA			0.00	11,514,000.00	7,411,200.00	18,925,200.00		0.00	11,514,000.00	7,411,200.00	18,925,200.00	0.00	0.00	11,514,000.00	11,514,000.00	0.00	0.00	7,411,200.00	0.00
PS MOOE			0.00	11,514,000.00	7,411,200.00	18,925,200.00		0.00	11,514,000.00	7,411,200.00	18,925,200.00	0.00	0.00	11,514,000.00	11,514,000.00	0.00	0.00	7,411,200.00	0.00
SOCPEN	502-2024-05-02725	2-May-24		11,514,000.00		11,514,000.00			11,514,000.00		11,514,000.00			11,514,000.00	11,514,000.00			0.00	0.00
SFP	502-24-08-06590	Aug 2024			1,654,200.00	1,654,200.00				1,654,200.00	1,654,200.00				0.00	0.00		1,654,200.00	0.00
SOCPEN	502-24-08-07134	Aug 2024			5,757,000.00	5,757,000.00				5,757,000.00	5,757,000.00				0.00	0.00		5,757,000.00	0.00
FE CO							0.00					0.00					0.00	0.00	0.00
CANDELARIA, QUEZON			0.00	23,562,000.00	11,781,000.00	35,343,000.00		0.00	23,562,000.00	11,781,000.00	35,343,000.00	0.00	0.00	23,562,000.00	23,562,000.00	0.00	0.00	11,781,000.00	0.00
PS MOOE			0.00	23,562,000.00	11,781,000.00	35,343,000.00		0.00	23,562,000.00	11,781,000.00	35,343,000.00	0.00	0.00	23,562,000.00	23,562,000.00	0.00	0.00	11,781,000.00	0.00
SOCPEN	502-2024-04-02068	2-Apr-24		23,562,000.00		23,562,000.00			23,562,000.00		23,562,000.00			23,562,000.00	23,562,000.00			0.00	0.00
SOCPEN	502-24-09-07600	Sep 2024			11,781,000.00	11,781,000.00				11,781,000.00	11,781,000.00				0.00	0.00		11,781,000.00	0.00
FE CO							0.00				0.00				0.00		0.00	0.00	0.00
CARDONA, RIZAL			23,502,000.00	0.00	0.00	23,502,000.00	23,502,000.00	0.00	0.00	0.00	23,502,000.00	0.00	23,502,000.00	0.00	23,502,000.00	0.00	0.00	0.00	0.00
PS MOOE			23,502,000.00	0.00	0.00	23,502,000.00	23,502,000.00	0.00	0.00	0.00	23,502,000.00	0.00	23,502,000.00	0.00	23,502,000.00	0.00	0.00	0.00	0.00
SOCPEN	502-2024-02-00794	27-Feb-24	23,502,000.00			23,502,000.00	23,502,000.00				23,502,000.00		23,502,000.00		23,502,000.00			0.00	0.00
FE CO							0.00				0.00				0.00		0.00	0.00	0.00
CARMONA, CAVITE			0.00	57,884,000.00	3,942,000.00	61,826,000.00		0.00	57,884,000.00	3,942,000.00	61,826,000.00	0.00	0.00	7,884,000.00	7,884,000.00	0.00	0.00	53,942,000.00	0.00
PS MOOE			0.00	57,884,000.00	3,942,000.00	61,826,000.00		0.00	57,884,000.00	3,942,000.00	61,826,000.00	0.00	0.00	7,884,000.00	7,884,000.00	0.00	0.00	53,942,000.00	0.00
SOCPEN	502-2024-04-02362	5-Apr-24		7,884,000.00		7,884,000.00			7,884,000.00		7,884,000.00			7,884,000.00	7,884,000.00			0.00	0.00
AICS	502-24-05-02850	1-May-24		50,000,000.00		50,000,000.00			50,000,000.00		50,000,000.00				0.00	0.00		50,000,000.00	0.00
SOCPEN	502-24-09-07655	Sep 2024			3,942,000.00	3,942,000.00				3,942,000.00	3,942,000.00				0.00	0.00		3,942,000.00	0.00
FE CO							0.00				0.00				0.00		0.00	0.00	0.00
CATANAUAN, QUEZON			0.00	10,494,000.00	5,247,000.00	15,741,000.00		0.00	10,494,000.00	5,247,000.00	15,741,000.00	0.00	0.00	10,494,000.00	10,494,000.00	0.00	0.00	5,247,000.00	0.00
PS MOOE			0.00	10,494,000.00	5,247,000.00	15,741,000.00		0.00	10,494,000.00	5,247,000.00	15,741,000.00	0.00	0.00	10,494,000.00	10,494,000.00	0.00	0.00	5,247,000.00	0.00
SOCPEN	502-2024-04-02405	17-Apr-24		10,494,000.00		10,494,000.00			10,494,000.00		10,494,000.00			10,494,000.00	10,494,000.00			0.00	0.00
SOCPEN	502-24-09-07875	Sep 2024			5,247,000.00	5,247,000.00				5,247,000.00	5,247,000.00				0.00	0.00		5,247,000.00	0.00
FE CO							0.00				0.00				0.00		0.00	0.00	0.00

Implementing Agencies and Projects	Obligations						Disbursements (Funds Transferred To)				Liquidations				Unpaid Obligations	Unliquidated Fund Transfers
	Obligation Request and Status		1st Quarter ending March 31	2nd Quarter ending June 30	3rd Quarter ending Sept. 30	Total	1st Quarter ending March 31	2nd Quarter ending June 30	3rd Quarter ending Sept. 30	Total	1st Quarter ending March 31	2nd Quarter ending June 30	3rd Quarter ending Sept. 30	Total		
	Number	Date														
1	2	3	4	5	6	8 = (4+5+6+7)	9	10	11	13 = (9+10+11+12)	14	15	18	18 = (14+15+16+17)	19 = (8-13)	20 = (13 - 18)
CAVINTI LAGUNA			0.00	9,768,000.00	5,559,000.00	15,327,000.00	0.00	9,768,000.00	5,559,000.00	15,327,000.00	0.00	0.00	9,768,000.00	9,768,000.00	0.00	5,559,000.00
PS MOOE			0.00	9,768,000.00	5,559,000.00	15,327,000.00	0.00	9,768,000.00	5,559,000.00	15,327,000.00	0.00	0.00	9,768,000.00	9,768,000.00	0.00	5,559,000.00
SOCPEN	502-2024-04-02079	2-Apr-24		9,768,000.00		9,768,000.00		9,768,000.00		9,768,000.00				9,768,000.00	0.00	0.00
SFP	502-24-08-08783	Aug 2024			675,000.00	675,000.00			675,000.00	675,000.00					0.00	675,000.00
SOCPEN	502-24-09-07615	Sep 2024			4,884,000.00	4,884,000.00			4,884,000.00	4,884,000.00					0.00	4,884,000.00
FE CO																
CAVITE, CAVITE			22,330,500.00	19,164,000.00	19,582,000.00	61,076,500.00	22,330,500.00	19,164,000.00	19,582,000.00	61,076,500.00	0.00	0.00	41,494,500.00	41,494,500.00	0.00	19,582,000.00
PS MOOE			22,330,500.00	19,164,000.00	19,582,000.00	61,076,500.00	22,330,500.00	19,164,000.00	19,582,000.00	61,076,500.00	0.00	0.00	41,494,500.00	41,494,500.00	0.00	19,582,000.00
AICS	502-2024-03-01828	22-Mar-24	22,330,500.00			22,330,500.00	22,330,500.00			22,330,500.00			22,330,500.00	22,330,500.00	0.00	0.00
SOCPEN	502-2024-05-02724	2-May-24		19,164,000.00		19,164,000.00		19,164,000.00		19,164,000.00			19,164,000.00	19,164,000.00	0.00	0.00
AICS	502-24-07-06325	July 2024			10,000,000.00	10,000,000.00			10,000,000.00	10,000,000.00					0.00	10,000,000.00
SOCPEN	502-24-09-08304	Sep 2024			9,582,000.00	9,582,000.00			9,582,000.00	9,582,000.00					0.00	9,582,000.00
FE CO						0.00				0.00					0.00	0.00
						0.00				0.00					0.00	0.00
CUENCA, BATANGAS			0.00	0.00	1,576,800.00	1,576,800.00	0.00	0.00	1,576,800.00	1,576,800.00	0.00	0.00	0.00	0.00	0.00	1,576,800.00
PS MOOE			0.00	0.00	1,576,800.00	1,576,800.00	0.00	0.00	1,576,800.00	1,576,800.00	0.00	0.00	0.00	0.00	0.00	1,576,800.00
SFP	502-24-07-05406	July 2024			1,576,800.00	1,576,800.00			1,576,800.00	1,576,800.00					0.00	1,576,800.00
FE CO						0.00				0.00					0.00	0.00
						0.00				0.00					0.00	0.00
DASMARIÑAS, CAVITE			19,716,000.00	0.00	24,007,800.00	43,723,800.00	19,716,000.00	0.00	24,007,800.00	43,723,800.00	0.00	0.00	19,716,000.00	19,716,000.00	0.00	24,007,800.00
PS MOOE			19,716,000.00	0.00	24,007,800.00	43,723,800.00	19,716,000.00	0.00	24,007,800.00	43,723,800.00	0.00	0.00	19,716,000.00	19,716,000.00	0.00	24,007,800.00
SOCPEN	502-24-03-01209	Mar 2024	19,716,000.00			19,716,000.00	19,716,000.00			19,716,000.00			19,716,000.00	19,716,000.00	0.00	0.00
SFP	502-24-08-06676	Aug 2024			14,149,800.00	14,149,800.00			14,149,800.00	14,149,800.00					0.00	14,149,800.00
SOCPEN	502-24-09-07871	Sep 2024			9,858,000.00	9,858,000.00			9,858,000.00	9,858,000.00					0.00	9,858,000.00
FE CO						0.00				0.00					0.00	0.00
						0.00				0.00					0.00	0.00
DOLORES, QUEZON			13,152,000.00	0.00	7,431,000.00	20,583,000.00	13,152,000.00	0.00	7,431,000.00	20,583,000.00	0.00	0.00	13,152,000.00	13,152,000.00	0.00	7,431,000.00
PS MOOE			13,152,000.00	0.00	7,431,000.00	20,583,000.00	13,152,000.00	0.00	7,431,000.00	20,583,000.00	0.00	0.00	13,152,000.00	13,152,000.00	0.00	7,431,000.00
SOCEPN	502-24-03-01831	Mar 2024	13,152,000.00			13,152,000.00	13,152,000.00			13,152,000.00			13,152,000.00	13,152,000.00	0.00	0.00
SFP	502-24-08-06583	Aug 2024			855,000.00	855,000.00			855,000.00	855,000.00					0.00	855,000.00
SOCEPN	502-24-09-08133	Sep 2024			6,576,000.00	6,576,000.00			6,576,000.00	6,576,000.00					0.00	6,576,000.00
FE																

Implementing Agencies and Projects	Obligations						Disbursements (Funds Transferred To)				Liquidations				Unpaid Obligations	Unliquidated Fund Transfers
	Obligation Request and Status		1st Quarter ending March 31	2nd Quarter ending June 30	3rd Quarter ending Sept. 30	Total	1st Quarter ending March 31	2nd Quarter ending June 30	3rd Quarter ending Sept. 30	Total	1st Quarter ending March 31	2nd Quarter ending June 30	3rd Quarter ending Sept. 30	Total		
	Number	Date														
1	2	3	4	5	6	8 = (4+5+6+7)	9	10	11	13 = (9+10+11+12)	14	15	16	18 = (14+15+16+17)	19 = (8-3)	20 = (13 - 18)
CO																
FAMY LAGUNA			6,750,000.00	0.00	4,309,200.00	11,059,200.00	6,750,000.00	0.00	4,309,200.00	11,059,200.00	0.00	6,750,000.00	0.00	6,750,000.00	0.00	4,309,200.00
PS MOOE			6,750,000.00	0.00	4,309,200.00	11,059,200.00	6,750,000.00	0.00	4,309,200.00	11,059,200.00	0.00	6,750,000.00	0.00	6,750,000.00	0.00	4,309,200.00
SOCPEN	502-24-03-01114	Mar 2024	6,750,000.00			6,750,000.00	6,750,000.00			6,750,000.00		6,750,000.00		6,750,000.00	0.00	0.00
SFP	502-24-07-05400	Jul 2024			934,200.00	934,200.00			934,200.00	934,200.00					0.00	934,200.00
SOCPEN	502-24-08-07144	Aug 2024			3,375,000.00	3,375,000.00			3,375,000.00	3,375,000.00					0.00	3,375,000.00
FE CO						0.00				0.00					0.00	0.00
GENERAL EMILIO AGUINALDO, CAVITE			8,346,000.00	0.00	4,173,000.00	12,519,000.00	8,346,000.00	0.00	4,173,000.00	12,519,000.00	0.00	8,346,000.00	0.00	8,346,000.00	0.00	4,173,000.00
PS MOOE			8,346,000.00	0.00	4,173,000.00	12,519,000.00	8,346,000.00	0.00	4,173,000.00	12,519,000.00	0.00	8,346,000.00	0.00	8,346,000.00	0.00	4,173,000.00
SOCPEN	502-24-02-00702	23-Feb-24	8,346,000.00			8,346,000.00	8,346,000.00			8,346,000.00		8,346,000.00		8,346,000.00	0.00	0.00
SOCPEN	502-24-09-08307	Sep 2024			4,173,000.00	4,173,000.00			4,173,000.00	4,173,000.00					0.00	4,173,000.00
FE CO						0.00				0.00					0.00	0.00
GENERAL LUNA, QUEZON			0.00	9,462,000.00	4,731,000.00	14,193,000.00	0.00	9,462,000.00	4,731,000.00	14,193,000.00	0.00	0.00	9,462,000.00	9,462,000.00	0.00	4,731,000.00
PS MOOE			0.00	9,462,000.00	4,731,000.00	14,193,000.00	0.00	9,462,000.00	4,731,000.00	14,193,000.00	0.00		9,462,000.00	9,462,000.00	0.00	4,731,000.00
SOCPEN	502-2024-05-02798	5-May-24		9,462,000.00		9,462,000.00		9,462,000.00		9,462,000.00			9,462,000.00	9,462,000.00	0.00	0.00
SOCPEN	502-24-09-07601	Sep 2024			4,731,000.00	4,731,000.00			4,731,000.00	4,731,000.00					0.00	4,731,000.00
FE CO						0.00				0.00					0.00	0.00
GENERAL NAKAR, QUEZON			10,788,000.00	0.00	5,394,000.00	16,182,000.00	10,788,000.00	0.00	5,394,000.00	16,182,000.00	0.00	0,788,000.00	0.00	10,788,000.00	0.00	5,394,000.00
PS MOOE			10,788,000.00	0.00	5,394,000.00	16,182,000.00	10,788,000.00	0.00	5,394,000.00	16,182,000.00	0.00	0,788,000.00	0.00	10,788,000.00	0.00	5,394,000.00
SOCPEN	502-24-03-01303	Mar 2024	10,788,000.00			10,788,000.00	10,788,000.00			10,788,000.00		0,788,000.00		10,788,000.00	0.00	0.00
SOCPEN	502-24-08-07127	Aug 2024			5,394,000.00	5,394,000.00			5,394,000.00	5,394,000.00					0.00	5,394,000.00
FE CO						0.00				0.00					0.00	0.00
GENERAL TRIAS, CAVITE			0.00	20,572,000.00	5,286,000.00	25,858,000.00	0.00	20,572,000.00	5,286,000.00	25,858,000.00	0.00	0.00	10,572,000.00	10,572,000.00	0.00	15,286,000.00
PS MOOE			0.00	20,572,000.00	5,286,000.00	25,858,000.00	0.00	20,572,000.00	5,286,000.00	25,858,000.00	0.00	0.00	10,572,000.00	10,572,000.00	0.00	15,286,000.00
SOCPEN	502-2024-05-02756	3-May-24		20,572,000.00		20,572,000.00		20,572,000.00		20,572,000.00			10,572,000.00	10,572,000.00	0.00	0.00
AICS	502-24-08-04161	1-Jun-24		10,000,000.00		10,000,000.00		10,000,000.00		10,000,000.00					0.00	10,000,000.00
SOCPEN	502-24-09-08413	Aug 2024			5,286,000.00	5,286,000.00			5,286,000.00	5,286,000.00					0.00	5,286,000.00
FE CO						0.00				0.00					0.00	0.00
GMA, CAVITE			21,042,000.00	0.00	19,521,000.00	31,563,000.00	21,042,000.00	0.00	19,521,000.00	31,563,000.00	0.00	21,042,000.00	0.00	21,042,000.00	0.00	19,521,000.00

Implementing Agencies and Projects	Obligations						Disbursements (Funds Transferred To)				Liquidations				Unpaid Obligations	Unliquidated Fund Transfers
	Obligation Request and Status		1st Quarter ending March 31	2nd Quarter ending June 30	3rd Quarter ending Sept. 30	Total	1st Quarter ending March 31	2nd Quarter ending June 30	3rd Quarter ending Sept. 30	Total	1st Quarter ending March 31	2nd Quarter ending June 30	3rd Quarter ending Sept. 30	Total		
	Number	Date														
1	2	3	4	5	6	7 = (4+5+6+7)	8	10	11	13 = (9+10+11+12)	14	15	16	18 = (14+15+16+17)	19 = (8-13)	20 = (13 - 18)
PS MOOE			21,042,000.00	0.00	10,521,000.00	31,563,000.00	21,042,000.00	0.00	10,521,000.00	31,563,000.00	0.00	21,042,000.00	0.00	21,042,000.00	0.00	10,521,000.00
SOCPEN	502-2024-03-00955	3-Mar-24	21,042,000.00			21,042,000.00	21,042,000.00			21,042,000.00		21,042,000.00		21,042,000.00	0.00	0.00
SOCPEN	502-24-09-07663	Sep 2024			10,521,000.00	10,521,000.00			10,521,000.00	10,521,000.00				0.00	0.00	10,521,000.00
FE CO						0.00				0.00				0.00	0.00	0.00
GUINAYANGAN, QUEZON			0.00	13,614,000.00	6,807,000.00	20,421,000.00	0.00	13,614,000.00	6,807,000.00	20,421,000.00	0.00	13,614,000.00	0.00	13,614,000.00	0.00	6,807,000.00
PS MOOE			0.00	13,614,000.00	6,807,000.00	20,421,000.00	0.00	13,614,000.00	6,807,000.00	20,421,000.00	0.00	13,614,000.00	0.00	13,614,000.00	0.00	6,807,000.00
SOCPEN	502-2024-04-02087	2-Apr-24		13,614,000.00		13,614,000.00		13,614,000.00		13,614,000.00		13,614,000.00		13,614,000.00	0.00	0.00
SOCPEN	502-24-08-07135	Aug 2024			6,807,000.00	6,807,000.00			6,807,000.00	6,807,000.00				0.00	0.00	6,807,000.00
FE CO						0.00				0.00				0.00	0.00	0.00
GUMACA, QUEZON			0.00	16,296,000.00	8,148,000.00	24,444,000.00	0.00	16,296,000.00	8,148,000.00	24,444,000.00	0.00	16,296,000.00	0.00	16,296,000.00	0.00	8,148,000.00
PS MOOE			0.00	16,296,000.00	8,148,000.00	24,444,000.00	0.00	16,296,000.00	8,148,000.00	24,444,000.00	0.00	16,296,000.00	0.00	16,296,000.00	0.00	8,148,000.00
SOCPEN	502-2024-04-01928	1-Apr-24		16,296,000.00		16,296,000.00		16,296,000.00		16,296,000.00		16,296,000.00		16,296,000.00	0.00	0.00
SOCPEN	502-24-09-07619	Sep 2024			8,148,000.00	8,148,000.00			8,148,000.00	8,148,000.00				0.00	0.00	8,148,000.00
FE CO						0.00				0.00				0.00	0.00	0.00
IBAN, BATANGAS			0.00	14,784,000.00	8,887,800.00	23,671,800.00	0.00	14,784,000.00	8,887,800.00	23,671,800.00	0.00	14,784,000.00	0.00	14,784,000.00	0.00	8,887,800.00
PS MOOE			0.00	14,784,000.00	8,887,800.00	23,671,800.00	0.00	14,784,000.00	8,887,800.00	23,671,800.00	0.00	14,784,000.00	0.00	14,784,000.00	0.00	8,887,800.00
SOCPEN	502-2024-04-01925	1-Apr-24		14,784,000.00		14,784,000.00		14,784,000.00		14,784,000.00		14,784,000.00		14,784,000.00	0.00	0.00
SFP	502-24-06-04679	Jun 2024			1,495,800.00	1,495,800.00			1,495,800.00	1,495,800.00				0.00	0.00	1,495,800.00
SOCPEN	502-24-09-07596	Sep 2024			7,392,000.00	7,392,000.00			7,392,000.00	7,392,000.00				0.00	0.00	7,392,000.00
FE CO						0.00				0.00				0.00	0.00	0.00
IMUS, CAVITE			0.00	16,392,000.00	8,196,000.00	24,588,000.00	0.00	16,392,000.00	8,196,000.00	24,588,000.00	0.00	0.00	16,392,000.00	16,392,000.00	0.00	8,196,000.00
PS MOOE			0.00	16,392,000.00	8,196,000.00	24,588,000.00	0.00	16,392,000.00	8,196,000.00	24,588,000.00	0.00	0.00	16,392,000.00	16,392,000.00	0.00	8,196,000.00
SOCPEN	502-2024-05-02816	7-May-24		16,392,000.00		16,392,000.00		16,392,000.00		16,392,000.00			16,392,000.00	16,392,000.00	0.00	0.00
SOCPEN	502-24-09-08414	Sep 2024			8,196,000.00	8,196,000.00			8,196,000.00	8,196,000.00				0.00	0.00	8,196,000.00
FE CO																
INDANG, CAVITE			10,098,000.00	0.00	6,195,600.00	16,293,600.00	10,098,000.00	0.00	6,195,600.00	16,293,600.00	0.00	10,098,000.00	0.00	10,098,000.00	0.00	6,195,600.00
PS MOOE			10,098,000.00	0.00	6,195,600.00	16,293,600.00	10,098,000.00	0.00	6,195,600.00	16,293,600.00	0.00	10,098,000.00	0.00	10,098,000.00	0.00	6,195,600.00
SOCPEN	502-2024-03-00952	6-Mar-24	10,098,000.00			10,098,000.00	10,098,000.00			10,098,000.00		10,098,000.00		10,098,000.00	0.00	0.00

Implementing Agencies and Projects	Obligations						Disbursements (Funds Transferred To)				Liquidations				Unpaid Obligations	Unliquidated Fund Transfers
	Obligation Request and Status		1st Quarter ending March 31	2nd Quarter ending June 30	3rd Quarter ending Sept. 30	Total	1st Quarter ending March 31	2nd Quarter ending June 30	3rd Quarter ending Sept. 30	Total	1st Quarter ending March 31	2nd Quarter ending June 30	3rd Quarter ending Sept. 30	Total		
	Number	Date														
1	2	3	4	5	6	8 = (4+5+6+7)	9	10	11	13 = (9+10+11+12)	14	15	16	18 = (14+15+16+17)	19 = (8-13)	20 = (13 - 18)
SFP	502-24-06-06714	Aug 2024			1,146,600.00	1,146,600.00			1,146,600.00	1,146,600.00				0.00	0.00	1,146,600.00
SOCPEN	502-24-09-07611	Sep 2024			5,049,000.00	5,049,000.00			5,049,000.00	5,049,000.00				0.00	0.00	5,049,000.00
FE CO																
INFANTA, QUEZON			0.00	17,580,000.00	7,530,000.00	25,110,000.00	0.00	17,580,000.00	7,530,000.00	25,110,000.00	0.00	15,060,000.00	0.00	15,060,000.00	0.00	10,260,000.00
PS MOOE			0.00	17,580,000.00	7,530,000.00	25,110,000.00	0.00	17,580,000.00	7,530,000.00	25,110,000.00	0.00	15,060,000.00	0.00	15,060,000.00	0.00	10,260,000.00
SOCPEN	502-2024-04-02070	2-Apr-24		15,060,000.00		15,060,000.00		15,060,000.00		15,060,000.00		15,060,000.00		15,060,000.00	0.00	0.00
SFP	502-2024-06-04353	14-Jun-24		2,520,000.00		2,520,000.00		2,520,000.00		2,520,000.00				0.00	0.00	2,520,000.00
SOCPEN	502-24-09-07657	Aug 2024			7,530,000.00	7,530,000.00			7,530,000.00	7,530,000.00				0.00	0.00	7,530,000.00
FE CO						0.00				0.00				0.00	0.00	0.00
JALAJALA, RIZAL			15,948,000.00	0.00	8,124,000.00	24,072,000.00	15,948,000.00	0.00	8,124,000.00	24,072,000.00	0.00	15,948,000.00	0.00	15,948,000.00	0.00	8,124,000.00
PS MOOE			15,948,000.00	0.00	8,124,000.00	24,072,000.00	15,948,000.00	0.00	8,124,000.00	24,072,000.00	0.00	15,948,000.00	0.00	15,948,000.00	0.00	8,124,000.00
SOCPEN	502-24-03-01838	Mar 2024	15,948,000.00			15,948,000.00	15,948,000.00			15,948,000.00		15,948,000.00		15,948,000.00	0.00	0.00
SOCPEN	502-24-09-07877	Sep 2024			8,124,000.00	8,124,000.00			8,124,000.00	8,124,000.00				0.00	0.00	8,124,000.00
FE CO						0.00				0.00				0.00	0.00	0.00
JOMALIG, QUEZON			0.00	3,102,000.00	1,551,000.00	4,653,000.00	0.00	3,102,000.00	1,551,000.00	4,653,000.00	0.00	0.00	3,102,000.00	3,102,000.00	0.00	1,551,000.00
PS MOOE			0.00	3,102,000.00	1,551,000.00	4,653,000.00	0.00	3,102,000.00	1,551,000.00	4,653,000.00	0.00	0.00	3,102,000.00	3,102,000.00	0.00	1,551,000.00
SOCPEN	502-2024-04-01929	1-Apr-24		3,102,000.00		3,102,000.00		3,102,000.00		3,102,000.00				3,102,000.00	0.00	0.00
SOCPEN	24-09-17661	Sep 2024			1,551,000.00	1,551,000.00			1,551,000.00	1,551,000.00				0.00	0.00	1,551,000.00
FE CO						0.00				0.00				0.00	0.00	0.00
KALAYAAN, LAGUNA			8,400,000.00	0.00	5,380,800.00	13,780,800.00	8,400,000.00	0.00	5,380,800.00	13,780,800.00	0.00	8,400,000.00	0.00	8,400,000.00	0.00	5,380,800.00
PS MOOE			8,400,000.00	0.00	5,380,800.00	13,780,800.00	8,400,000.00	0.00	5,380,800.00	13,780,800.00	0.00	8,400,000.00	0.00	8,400,000.00	0.00	5,380,800.00
SOCPEN	502-2024-03-00957	6-Mar-24	8,400,000.00			8,400,000.00	8,400,000.00			8,400,000.00		8,400,000.00		8,400,000.00	0.00	0.00
SFP	502-24-07-05571	Jul 2024			1,054,800.00	1,054,800.00			1,054,800.00	1,054,800.00				0.00	0.00	1,054,800.00
SOCPEN	502-24-08-07139	Aug 2024			4,326,000.00	4,326,000.00			4,326,000.00	4,326,000.00				0.00	0.00	4,326,000.00
FE CO						0.00				0.00				0.00	0.00	0.00
KAWIT, CAVITE			30,513,000.00	12,450,000.00	6,225,000.00	49,188,000.00	30,513,000.00	12,450,000.00	6,225,000.00	49,188,000.00	0.00	0.00	42,963,000.00	42,963,000.00	0.00	6,225,000.00
PS MOOE			30,513,000.00	12,450,000.00	6,225,000.00	49,188,000.00	30,513,000.00	12,450,000.00	6,225,000.00	49,188,000.00	0.00	0.00	42,963,000.00	42,963,000.00	0.00	6,225,000.00
AICS	502-24-02-00663	23-Feb-24	30,513,000.00			30,513,000.00	30,513,000.00			30,513,000.00				30,513,000.00	0.00	0.00
SOCPEN	502-2024-04-02085	2-Apr-24		12,450,000.00		12,450,000.00		12,450,000.00		12,450,000.00				12,450,000.00	0.00	0.00

Implementing Agencies and Projects	Obligation Request and Status		Obligations				Disbursements (Funds Transferred To)				Liquidations				Unpaid Obligations	Unliquidated Fund Transfers
	Number	Date	1st Quarter ending March 31	2nd Quarter ending June 30	3rd Quarter ending Sept. 30	Total	1st Quarter ending March 31	2nd Quarter ending June 30	3rd Quarter ending Sept. 30	Total	1st Quarter ending March 31	2nd Quarter ending June 30	3rd Quarter ending Sept. 30	Total		
	2	3	4	5	6	8 = (4+5+6+7)	9	10	11	13 = (9+10+11+12)	14	15	16	18 = (14+15+16+17)		
SOCPEN	502-24-09-07621	Sep 2024			6,225,000.00	6,225,000.00			6,225,000.00	6,225,000.00				0.00	0.00	6,225,000.00
FE CO						0.00			0.00	0.00				0.00	0.00	0.00
LAUREL, BATANGAS			6.00	19,470,000.00	11,738,400.00	31,208,400.00	0.00	19,470,000.00	11,738,400.00	31,208,400.00	0.00	19,470,000.00	0.00	19,470,000.00	0.00	1,738,400.00
PS MOOE			0.00	19,470,000.00	11,738,400.00	31,208,400.00	0.00	19,470,000.00	11,738,400.00	31,208,400.00	0.00	19,470,000.00	0.00	19,470,000.00	0.00	1,738,400.00
SOCPEN	502-2024-04-01927	1-Apr-24		19,470,000.00		19,470,000.00		19,470,000.00		19,470,000.00		19,470,000.00		19,470,000.00	0.00	0.00
SFP	502-24-08-06582	Aug 2024			2,003,400.00	2,003,400.00			2,003,400.00	2,003,400.00				0.00	0.00	2,003,400.00
SOCPEN	502-24-09-07610	Aug 2024			9,735,000.00	9,735,000.00			9,735,000.00	9,735,000.00				0.00	0.00	9,735,000.00
FE CO						0.00			0.00	0.00				0.00	0.00	0.00
LEMERY, BATANGAS			11,676,000.00	0.00	5,838,000.00	17,514,000.00	11,676,000.00	0.00	5,838,000.00	17,514,000.00	0.00	11,676,000.00	0.00	11,676,000.00	0.00	5,838,000.00
PS MOOE			11,676,000.00	0.00	5,838,000.00	17,514,000.00	11,676,000.00	0.00	5,838,000.00	17,514,000.00	0.00	11,676,000.00	0.00	11,676,000.00	0.00	5,838,000.00
SOCPEN	502-24-03-01207	Mar 2024	11,676,000.00			11,676,000.00	11,676,000.00			11,676,000.00		11,676,000.00		11,676,000.00	0.00	0.00
SOCPEN	502-09-19761	Sep 2024			5,838,000.00	5,838,000.00			5,838,000.00	5,838,000.00				0.00	0.00	5,838,000.00
FE CO						0.00			0.00	0.00				0.00	0.00	0.00
LIAN, BATANGAS			21,204,000.00	0.00	12,312,000.00	33,516,000.00	21,204,000.00	0.00	12,312,000.00	33,516,000.00	0.00	21,204,000.00	0.00	21,204,000.00	0.00	12,312,000.00
PS MOOE			21,204,000.00	0.00	12,312,000.00	33,516,000.00	21,204,000.00	0.00	12,312,000.00	33,516,000.00	0.00	21,204,000.00	0.00	21,204,000.00	0.00	12,312,000.00
SOCPEN	502-24-03-01113	Mar 2024	21,204,000.00			21,204,000.00	21,204,000.00			21,204,000.00		21,204,000.00		21,204,000.00	0.00	0.00
SFP	502-24-07-05413	Jul 2024			1,710,000.00	1,710,000.00			1,710,000.00	1,710,000.00				0.00	0.00	1,710,000.00
SOCPEN	502-24-09-08418	Aug 2024			10,602,000.00	10,602,000.00			10,602,000.00	10,602,000.00				0.00	0.00	10,602,000.00
FE CO						0.00			0.00	0.00				0.00	0.00	0.00
LILIW, LAGUNA			0.00	0.00	1,080,000.00	1,080,000.00	0.00	0.00	1,080,000.00	1,080,000.00	0.00	0.00	0.00	0.00	0.00	1,080,000.00
PS MOOE			0.00	0.00	1,080,000.00	1,080,000.00	0.00	0.00	1,080,000.00	1,080,000.00	0.00	0.00	0.00	0.00	0.00	1,080,000.00
SFP	502-24-08-06677	Aug 2024			1,080,000.00	1,080,000.00			1,080,000.00	1,080,000.00				0.00	0.00	1,080,000.00
FE CO						0.00			0.00	0.00				0.00	0.00	0.00
LIPA, BATANGAS			0.00	0.00	0.00	0.00	0.00	0.00	0.00	0.00	0.00	0.00	0.00	0.00	0.00	0.00
PS MOOE			0.00	0.00	0.00	0.00	0.00	0.00	0.00	0.00	0.00	0.00	0.00	0.00	0.00	0.00
						0.00			0.00	0.00				0.00	0.00	0.00
						0.00			0.00	0.00				0.00	0.00	0.00
						0.00			0.00	0.00				0.00	0.00	0.00
						0.00			0.00	0.00				0.00	0.00	0.00
						0.00			0.00	0.00				0.00	0.00	0.00
						0.00			0.00	0.00				0.00	0.00	0.00

Implementing Agencies and Projects	Obligations						Disbursements (Funds Transferred To)				Liquidations				Unpaid Obligations	Unliquidated Fund Transfers
	Obligation Request and Status		1st Quarter ending March 31	2nd Quarter ending June 30	3rd Quarter ending Sept. 30	Total	1st Quarter ending March 31	2nd Quarter ending June 30	3rd Quarter ending Sept. 30	Total	1st Quarter ending March 31	2nd Quarter ending June 30	3rd Quarter ending Sept. 30	Total		
	Number	Date														
1	2	3	4	5	6	8 = (4+5+6+7)	9	10	11	13 = (9+10+11+12)	14	15	16	18 = (14+15+16+17)	19 = (8-13)	20 = (3 - 18)
FE CO LOBO, BATANGAS			20,976,000.00	0.00	10,488,000.00	31,464,000.00	20,976,000.00	0.00	10,488,000.00	31,464,000.00	0.00	20,976,000.00	0.00	20,976,000.00	0.00	10,488,000.00
PS MOOE			20,976,000.00	0.00	10,488,000.00	31,464,000.00	20,976,000.00	0.00	10,488,000.00	31,464,000.00	0.00	20,976,000.00	0.00	20,976,000.00	0.00	10,488,000.00
SOCPEN	502-2024-02-00796	27-Feb-24	20,976,000.00			20,976,000.00	20,976,000.00			20,976,000.00		20,976,000.00		20,976,000.00	0.00	0.00
SOCPEN	502-24-09-07597	Sep 2024			10,488,000.00	10,488,000.00			10,488,000.00	10,488,000.00				0.00	0.00	10,488,000.00
						0.00				0.00				0.00	0.00	0.00
						0.00				0.00				0.00	0.00	0.00
						0.00				0.00				0.00	0.00	0.00
FE CO LOPEZ, QUEZON			29,298,000.00	0.00	14,649,000.00	43,947,000.00	29,298,000.00	0.00	14,649,000.00	43,947,000.00	0.00	0.00	29,298,000.00	29,298,000.00	0.00	14,649,000.00
PS MOOE			29,298,000.00	0.00	14,649,000.00	43,947,000.00	29,298,000.00	0.00	14,649,000.00	43,947,000.00	0.00	0.00	29,298,000.00	29,298,000.00	0.00	14,649,000.00
SOCPEN	502-24-03-01111	Mar 2024	29,298,000.00			29,298,000.00	29,298,000.00			29,298,000.00			29,298,000.00	29,298,000.00	0.00	0.00
SOCPEN	502-24-09-08131	Sep 2024			14,649,000.00	14,649,000.00			14,649,000.00	14,649,000.00				0.00	0.00	14,649,000.00
						0.00				0.00				0.00	0.00	0.00
						0.00				0.00				0.00	0.00	0.00
FE CO LOS BAÑOS, LAGUNA			0.00	0.00	1,607,400.00	1,607,400.00	0.00	0.00	1,607,400.00	1,607,400.00	0.00	0.00	0.00	0.00	0.00	1,607,400.00
PS MOOE			0.00	0.00	1,607,400.00	1,607,400.00	0.00	0.00	1,607,400.00	1,607,400.00	0.00	0.00	0.00	0.00	0.00	1,607,400.00
SFP	502-24-08-06679	Aug 2024			1,607,400.00	1,607,400.00			1,607,400.00	1,607,400.00				0.00	0.00	1,607,400.00
						0.00				0.00				0.00	0.00	0.00
						0.00				0.00				0.00	0.00	0.00
FE CO LUCBAN, QUEZON			0.00	0.00	0.00	0.00	0.00	0.00	0.00	0.00	0.00	0.00	0.00	0.00	0.00	0.00
PS MOOE			0.00	0.00	0.00	0.00	0.00	0.00	0.00	0.00	0.00	0.00	0.00	0.00	0.00	0.00
						0.00				0.00				0.00	0.00	0.00
						0.00				0.00				0.00	0.00	0.00
						0.00				0.00				0.00	0.00	0.00
FE CO LUCENA, QUEZON			0.00	14,418,000.00	7,209,000.00	21,627,000.00	0.00	14,418,000.00	7,209,000.00	21,627,000.00	0.00	14,418,000.00	0.00	14,418,000.00	0.00	7,209,000.00
PS MOOE			0.00	14,418,000.00	7,209,000.00	21,627,000.00	0.00	14,418,000.00	7,209,000.00	21,627,000.00	0.00	14,418,000.00	0.00	14,418,000.00	0.00	7,209,000.00
SOCPEN	502-2024-04-02360	15-Apr-24		14,418,000.00		14,418,000.00		14,418,000.00		14,418,000.00		14,418,000.00		14,418,000.00	0.00	0.00
SOCPEN	502-24-09-08132	Aug 2024			7,209,000.00	7,209,000.00			7,209,000.00	7,209,000.00				0.00	0.00	7,209,000.00
						0.00				0.00				0.00	0.00	0.00
						0.00				0.00				0.00	0.00	0.00
						0.00				0.00				0.00	0.00	0.00
FE CO						0.00				0.00				0.00	0.00	0.00

Implementing Agencies and Projects	Obligations						Disbursements (Funds Transferred To)				Liquidations				Unpaid Obligations	Unliquidated Fund Transfers
	Obligation Request and Status		1st Quarter ending March 31	2nd Quarter ending June 30	3rd Quarter ending Sept. 30	Total	1st Quarter ending March 31	2nd Quarter ending June 30	3rd Quarter ending Sept. 30	Total	1st Quarter ending March 31	2nd Quarter ending June 30	3rd Quarter ending Sept. 30	Total		
	Number	Date														
1	2	3	4	5	6	8 = (4+5+6+7)	9	10	11	13 = (9+10+11+12)	14	15	16	18 = (14+15+16+17)	19 = (8-13)	20 = (13 - 18)
LUISIANA, LAGUNA			0.00	8,370,000.00	4,746,600.00	13,116,600.00	0.00	8,370,000.00	4,746,600.00	13,116,600.00	0.00	8,370,000.00	0.00	8,370,000.00	9.00	4,746,600.00
PS MOOE			0.00	8,370,000.00	4,746,600.00	13,116,600.00	0.00	8,370,000.00	4,746,600.00	13,116,600.00	0.00	8,370,000.00	0.00	8,370,000.00	0.00	4,746,600.00
SOCPEN	502-2024-04-01924	1-Apr-24		8,370,000.00		8,370,000.00		8,370,000.00		8,370,000.00		8,370,000.00		8,370,000.00	0.00	0.00
SFP	502-24-08-06589	Aug 2024			561,600.00	561,600.00			561,600.00	561,600.00				0.00	0.00	561,600.00
SOCPEN	502-24-09-07661	Sep 2024			4,185,000.00	4,185,000.00			4,185,000.00	4,185,000.00				0.00	0.00	4,185,000.00
FE CO						0.00				0.00				0.00	0.00	0.00
LUMBAN, LAGUNA			0.00	9,240,000.00	5,851,200.00	15,091,200.00	0.00	9,240,000.00	5,851,200.00	15,091,200.00	0.00	9,240,000.00	0.00	9,240,000.00	9.00	5,851,200.00
PS MOOE			0.00	9,240,000.00	5,851,200.00	15,091,200.00	0.00	9,240,000.00	5,851,200.00	15,091,200.00	0.00	9,240,000.00	0.00	9,240,000.00	0.00	5,851,200.00
SOCPEN	502-2024-04-02083	2-Apr-24		9,240,000.00		9,240,000.00		9,240,000.00		9,240,000.00		9,240,000.00		9,240,000.00	0.00	0.00
SFP	502-24-07-05397	Jul 2024			1,231,200.00	1,231,200.00			1,231,200.00	1,231,200.00				0.00	0.00	1,231,200.00
SOCPEN	502-24-08-07142	Aug 2024			4,620,000.00	4,620,000.00			4,620,000.00	4,620,000.00				0.00	0.00	4,620,000.00
FE CO																
MABINI, BATANGAS			0.00	0.00	0.00	0.00	0.00	0.00	0.00	0.00	0.00	0.00	0.00	0.00	0.00	0.00
PS MOOE			0.00	0.00	0.00	0.00	0.00	0.00	0.00	0.00	0.00	0.00	0.00	0.00	0.00	0.00
FE CO																
MABITAC, LAGUNA			0.00	0.00	777,600.00	777,600.00	0.00	0.00	777,600.00	777,600.00	0.00	0.00	0.00	0.00	0.00	777,600.00
PS MOOE			0.00	0.00	777,600.00	777,600.00	0.00	0.00	777,600.00	777,600.00	0.00	0.00	0.00	0.00	0.00	777,600.00
SFP	502-24-08-06591	Aug 2024			777,600.00	777,600.00			777,600.00	777,600.00				0.00	0.00	777,600.00
FE CO														0.00	0.00	0.00
MACALELON, QUEZON			12,282,000.00	0.00	6,141,000.00	18,423,000.00	12,282,000.00	0.00	6,141,000.00	18,423,000.00	0.00	12,282,000.00	0.00	12,282,000.00	0.00	6,141,000.00
PS MOOE			12,282,000.00	0.00	6,141,000.00	18,423,000.00	12,282,000.00	0.00	6,141,000.00	18,423,000.00	0.00	12,282,000.00	0.00	12,282,000.00	0.00	6,141,000.00
SOCPEN	502-2024-02-00791	27-Feb-24	12,282,000.00			12,282,000.00	12,282,000.00			12,282,000.00		12,282,000.00		12,282,000.00	0.00	0.00
SOCPEN	502-24-09-07602	1-Sep-24			6,141,000.00	6,141,000.00			6,141,000.00	6,141,000.00				0.00	0.00	6,141,000.00
FE CO						0.00				0.00				0.00	0.00	0.00
MAGALLANES, CAVITE			9,492,000.00	0.00	5,588,400.00	15,080,400.00	9,492,000.00	0.00	5,588,400.00	15,080,400.00	0.00	9,492,000.00	0.00	9,492,000.00	0.00	5,588,400.00
PS MOOE			9,492,000.00	0.00	5,588,400.00	15,080,400.00	9,492,000.00	0.00	5,588,400.00	15,080,400.00	0.00	9,492,000.00	0.00	9,492,000.00	0.00	5,588,400.00

Implementing Agencies and Projects	Obligation Request and Status		Obligations				Disbursements (Funds Transferred To)				Liquidations				Unpaid Obligations	Unliquidated Fund Transfers
	Number	Date	1st Quarter ending March 31	2nd Quarter ending June 30	3rd Quarter ending Sept. 30	Total	1st Quarter ending March 31	2nd Quarter ending June 30	3rd Quarter ending Sept. 30	Total	1st Quarter ending March 31	2nd Quarter ending June 30	3rd Quarter ending Sept. 30	Total		
SOCPEN	502-2024-03-00956	6-Mar-24	9,492,000.00			9,492,000.00	9,492,000.00			9,492,000.00			9,492,000.00	0.00	0.00	
SFP	502-24-08-06719	Aug 2024			842,400.00	842,400.00			842,400.00	842,400.00			842,400.00	0.00	842,400.00	
SOCPEN	502-24-08-07133	Aug 2024			4,746,000.00	4,746,000.00			4,746,000.00	4,746,000.00			4,746,000.00	0.00	4,746,000.00	
FE CO																
MAGDALENA, LAGUNA			9,300,000.00	0.00	5,776,800.00	15,076,800.00	9,300,000.00	0.00	5,776,800.00	15,076,800.00	0.00	9,300,000.00	0.00	9,300,000.00	0.00	5,776,800.00
PS MOOE			9,300,000.00	0.00	5,776,800.00	15,076,800.00	9,300,000.00	0.00	5,776,800.00	15,076,800.00	0.00	9,300,000.00	0.00	9,300,000.00	0.00	5,776,800.00
SOCPEN	502-2024-02-00798	27-Feb-24	9,300,000.00			9,300,000.00	9,300,000.00			9,300,000.00			9,300,000.00	0.00	0.00	
SFP	502-24-07-05405	Jul 2024			1,126,800.00	1,126,800.00			1,126,800.00	1,126,800.00			1,126,800.00	0.00	1,126,800.00	
SOCPEN	502-24-08-07132	Aug 2024			4,650,000.00	4,650,000.00			4,650,000.00	4,650,000.00			4,650,000.00	0.00	4,650,000.00	
FE CO						0.00				0.00			0.00	0.00	0.00	
MAJAYJAY, LAGUNA			0.00	0.00	835,200.00	835,200.00	0.00	0.00	835,200.00	835,200.00	0.00	0.00	0.00	0.00	0.00	835,200.00
PS MOOE			0.00	0.00	835,200.00	835,200.00	0.00	0.00	835,200.00	835,200.00	0.00	0.00	0.00	0.00	0.00	835,200.00
SFP	502-24-07-05398	Jul 2024			835,200.00	835,200.00			835,200.00	835,200.00			835,200.00	0.00	835,200.00	
FE CO						0.00				0.00			0.00	0.00	0.00	
MALVAR, BATANGAS			0.00	0.00	1,576,800.00	1,576,800.00	0.00	0.00	1,576,800.00	1,576,800.00	0.00	0.00	0.00	0.00	0.00	1,576,800.00
PS MOOE			0.00	0.00	1,576,800.00	1,576,800.00	0.00	0.00	1,576,800.00	1,576,800.00	0.00	0.00	0.00	0.00	0.00	1,576,800.00
SFP	502-24-08-06717	Aug 2024			1,576,800.00	1,576,800.00			1,576,800.00	1,576,800.00			1,576,800.00	0.00	1,576,800.00	
FE CO						0.00				0.00			0.00	0.00	0.00	
MARAGONDON, CAVITE			10,410,000.00	0.00	6,893,400.00	17,303,400.00	10,410,000.00	0.00	6,893,400.00	17,303,400.00	0.00	10,410,000.00	0.00	10,410,000.00	0.00	6,893,400.00
PS MOOE			10,410,000.00	0.00	6,893,400.00	17,303,400.00	10,410,000.00	0.00	6,893,400.00	17,303,400.00	0.00	10,410,000.00	0.00	10,410,000.00	0.00	6,893,400.00
SOCPEN	502-24-03-00961	6-Mar-24	10,410,000.00			10,410,000.00	10,410,000.00			10,410,000.00			10,410,000.00	0.00	0.00	
SFP	502-24-08-06720	Aug 2024			1,562,400.00	1,562,400.00			1,562,400.00	1,562,400.00			1,562,400.00	0.00	1,562,400.00	
SOCPEN	502-24-09-07607	Sep 2024			5,331,000.00	5,331,000.00			5,331,000.00	5,331,000.00			5,331,000.00	0.00	5,331,000.00	
FE CO																
MATAAS NA KAHAY, BATANGAS			0.00	0.00	896,400.00	896,400.00	0.00	0.00	896,400.00	896,400.00	0.00	0.00	0.00	0.00	0.00	896,400.00
PS MOOE			0.00	0.00	896,400.00	896,400.00	0.00	0.00	896,400.00	896,400.00	0.00	0.00	0.00	0.00	0.00	896,400.00
SFP	502-24-08-06781	Aug 2024			896,400.00	896,400.00			896,400.00	896,400.00			896,400.00	0.00	896,400.00	
FE CO						0.00				0.00			0.00	0.00	0.00	

Implementing Agencies and Projects	Obligations						Disbursements (Funds Transferred To)				Liquidations				Unpaid Obligations	Unliquidated Fund Transfers
	Obligation Request and Status		1st Quarter ending March 31	2nd Quarter ending June 30	3rd Quarter ending Sept. 30	Total	1st Quarter ending March 31	2nd Quarter ending June 30	3rd Quarter ending Sept. 30	Total	1st Quarter ending March 31	2nd Quarter ending June 30	3rd Quarter ending Sept. 30	Total		
	Number	Date														
1	2	3	4	5	6	8 = (4+5+6+7)	9	10	11	13 = (9+10+11+12)	14	15	16	18 = (14+15+16+17)	19 = (8-13)	20 = (13 - 18)
						0.00 0.00 0.00				0.00 0.00 0.00				0.00 0.00 0.00	0.00 0.00 0.00	0.00 0.00 0.00
FE CO MAUBAN, QUEZON			0.00	18,594,000.00	9,297,000.00	27,891,000.00	0.00	18,594,000.00	9,297,000.00	27,891,000.00	0.00	0.00	18,594,000.00	18,594,000.00	0.00	9,297,000.00
PS MOOE SOCPEN	502-2024-03-01837	22-Mar-24	0.00	18,594,000.00	9,297,000.00	27,891,000.00	0.00	18,594,000.00	9,297,000.00	27,891,000.00	0.00	0.00	18,594,000.00	18,594,000.00	0.00	9,297,000.00
SOCPEN	502-24-08-07128	Aug 2024		18,594,000.00		18,594,000.00		18,594,000.00		18,594,000.00			18,594,000.00	18,594,000.00	0.00	0.00
SOCPEN					9,297,000.00	9,297,000.00			9,297,000.00	9,297,000.00				0.00	0.00	9,297,000.00
FE CO						0.00				0.00				0.00	0.00	0.00
FE CO MENDEZ, CAVITE			6,288,000.00	0.00	3,990,000.00	10,278,000.00	6,288,000.00	0.00	3,990,000.00	10,278,000.00	0.00	6,288,000.00	0.00	6,288,000.00	0.00	3,990,000.00
PS MOOE SOCPEN	502-24-02-00700	23-Feb-24	6,288,000.00	0.00	3,990,000.00	10,278,000.00	6,288,000.00	0.00	3,990,000.00	10,278,000.00	0.00	6,288,000.00	0.00	6,288,000.00	0.00	3,990,000.00
SOCPEN	502-24-09-07613	Sep 2024	6,288,000.00			6,288,000.00	6,288,000.00			6,288,000.00		6,288,000.00		6,288,000.00	0.00	0.00
SFP	502-24-09-07544	Sep 2024			3,144,000.00	3,144,000.00			3,144,000.00	3,144,000.00				0.00	0.00	3,144,000.00
FE CO					846,000.00	846,000.00			846,000.00	846,000.00				0.00	0.00	846,000.00
FE CO MORONG, RIZAL			0.00	0.00	1,846,800.00	1,846,800.00	0.00	0.00	1,846,800.00	1,846,800.00	0.00	0.00	0.00	0.00	0.00	1,846,800.00
PS MOOE SFP	502-24-08-07054	Aug 2024	0.00	0.00	1,846,800.00	1,846,800.00	0.00	0.00	1,846,800.00	1,846,800.00	0.00	0.00	0.00	0.00	0.00	1,846,800.00
SFP					1,846,800.00	1,846,800.00			1,846,800.00	1,846,800.00				0.00	0.00	1,846,800.00
FE CO						0.00				0.00				0.00	0.00	0.00
FE CO MULANAY, QUEZON			0.00	0.00	1,189,800.00	1,189,800.00	0.00	0.00	1,189,800.00	1,189,800.00	0.00	0.00	0.00	0.00	0.00	1,189,800.00
PS MOOE SFP	502-24-07-05635	Jul 2024	0.00	0.00	1,189,800.00	1,189,800.00	0.00	0.00	1,189,800.00	1,189,800.00	0.00	0.00	0.00	0.00	0.00	1,189,800.00
SFP					1,189,800.00	1,189,800.00			1,189,800.00	1,189,800.00				0.00	0.00	1,189,800.00
FE CO						0.00				0.00				0.00	0.00	0.00
FE CO NAGCARLAN, LAGUNA			0.00	13,302,000.00	8,271,000.00	21,573,000.00	0.00	13,302,000.00	8,271,000.00	21,573,000.00	0.00	13,302,000.00	0.00	13,302,000.00	0.00	8,271,000.00
PS MOOE SOCPEN	502-2024-04-02404	17-Apr-24	0.00	13,302,000.00	8,271,000.00	21,573,000.00	0.00	13,302,000.00	8,271,000.00	21,573,000.00	0.00	13,302,000.00	0.00	13,302,000.00	0.00	8,271,000.00
SOCPEN	502-24-07-05643	Jul 2024		13,302,000.00		13,302,000.00		13,302,000.00		13,302,000.00		13,302,000.00		13,302,000.00	0.00	0.00
SFP	502-24-07-05643	Jul 2024			1,620,000.00	1,620,000.00			1,620,000.00	1,620,000.00				0.00	0.00	1,620,000.00
SOCPEN	502-24-08-07129	Aug 2024			6,651,000.00	6,651,000.00			6,651,000.00	6,651,000.00				0.00	0.00	6,651,000.00
FE CO						0.00				0.00				0.00	0.00	0.00
FE CO NAIC, CAVITE			16,506,000.00	0.00	12,150,000.00	28,656,000.00	16,506,000.00	0.00	12,150,000.00	28,656,000.00	0.00	0.00	16,506,000.00	16,506,000.00	0.00	12,150,000.00

Implementing Agencies and Projects	Obligations						Disbursements (Funds Transferred To)				Liquidations				Unpaid Obligations	Unliquidated Fund Transfers
	Obligation Request and Status		1st Quarter ending March 31	2nd Quarter ending June 30	3rd Quarter ending Sept. 30	Total	1st Quarter ending March 31	2nd Quarter ending June 30	3rd Quarter ending Sept. 30	Total	1st Quarter ending March 31	2nd Quarter ending June 30	3rd Quarter ending Sept. 30	Total		
	Number	Date														
1	2	3	4	5	6	8 = (4+5+6+7)	9	10	11	13 = (9+10+11+12)	14	15	16	18 = (14+15+16+17)	19 = (8-13)	20 = (13 - 18)
PS MOOE			16,508,000.00	0.00	12,150,000.00	28,658,000.00	16,506,000.00	0.00	12,150,000.00	28,656,000.00	0.00	0.00	16,506,000.00	16,506,000.00	0.00	12,150,000.00
SOCPEN	502-24-03-00851	6-Mar-24	16,508,000.00			16,506,000.00	16,506,000.00			16,506,000.00			16,506,000.00	16,506,000.00	0.00	0.00
SFP	502-24-08-06675	Aug 2024			3,897,000.00	3,897,000.00			3,897,000.00	3,897,000.00				0.00	0.00	3,897,000.00
SOCPEN	502-24-09-08136	Sep 2024			8,253,000.00	8,253,000.00			8,253,000.00	8,253,000.00				0.00	0.00	8,253,000.00
FE CO																
NASUGBU, BATANGAS			0.00	0.00	2,557,800.00	2,557,800.00	0.00	0.00	2,557,800.00	2,557,800.00	0.00	0.00	0.00	0.00	0.00	2,557,800.00
PS MOOF			0.00	0.00	2,557,800.00	2,557,800.00	0.00	0.00	2,557,800.00	2,557,800.00	0.00	0.00	0.00	0.00	0.00	2,557,800.00
SFP	502-24-07-05404	Jul 2024			2,557,800.00	2,557,800.00			2,557,800.00	2,557,800.00				0.00	0.00	2,557,800.00
						0.00				0.00				0.00	0.00	0.00
						0.00				0.00				0.00	0.00	0.00
						0.00				0.00				0.00	0.00	0.00
FE CO																
NOVELETA, CAVITE			0.00	0.00	0.00	0.00	0.00	0.00	0.00	0.00	0.00	0.00	0.00	0.00	0.00	0.00
PS MOOE			0.00	0.00	0.00	0.00	0.00	0.00	0.00	0.00	0.00	0.00	0.00	0.00	0.00	0.00
						0.00				0.00				0.00	0.00	0.00
						0.00				0.00				0.00	0.00	0.00
						0.00				0.00				0.00	0.00	0.00
FE CO																
PADRE BURGOS, QUEZON			0.00	0.00	0.00	0.00	0.00	0.00	0.00	0.00	0.00	0.00	0.00	0.00	0.00	0.00
PS MOOE			0.00	0.00	0.00	0.00	0.00	0.00	0.00	0.00	0.00	0.00	0.00	0.00	0.00	0.00
						0.00				0.00				0.00	0.00	0.00
						0.00				0.00				0.00	0.00	0.00
						0.00				0.00				0.00	0.00	0.00
FE CO																
PADRE GARCIA, BATANGAS			10,788,000.00	1,000,000.00	6,796,800.00	18,584,800.00	10,788,000.00	1,000,000.00	6,796,800.00	18,584,800.00	10,788,000.00	0.00	0.00	10,788,000.00	0.00	7,796,800.00
PS MOOE			10,788,000.00	1,000,000.00	6,796,800.00	18,584,800.00	10,788,000.00	1,000,000.00	6,796,800.00	18,584,800.00	10,788,000.00	0.00	0.00	10,788,000.00	0.00	7,796,800.00
SOCPEN	502-24-02-00684	22-Feb-24	10,788,000.00			10,788,000.00	10,788,000.00			10,788,000.00	10,788,000.00			10,788,000.00	0.00	0.00
AICS	502-24-09-04162	1-Jun-24		1,000,000.00		1,000,000.00		1,000,000.00		1,000,000.00				0.00	0.00	1,000,000.00
SFP	502-24-07-05570	Jul 2024			1,279,800.00	1,279,800.00			1,279,800.00	1,279,800.00				0.00	0.00	1,279,800.00
SOCPEN	502-24-09-07606	Sep 2024			5,517,000.00	5,517,000.00			5,517,000.00	5,517,000.00				0.00	0.00	5,517,000.00
FE CO																
PAETE, LAGUNA			0.00	7,620,000.00	5,041,200.00	12,661,200.00	0.00	7,620,000.00	5,041,200.00	12,661,200.00	0.00	7,620,000.00	0.00	7,620,000.00	0.00	5,041,200.00
PS MOOE			0.00	7,620,000.00	5,041,200.00	12,661,200.00	0.00	7,620,000.00	5,041,200.00	12,661,200.00	0.00	7,620,000.00	0.00	7,620,000.00	0.00	5,041,200.00
SOCPEN	502-2024-04-02077	2-Apr-24		7,620,000.00		7,620,000.00		7,620,000.00		7,620,000.00		7,620,000.00		7,620,000.00	0.00	0.00
SFP	502-24-07-05634	Jul 2024			1,231,200.00	1,231,200.00			1,231,200.00	1,231,200.00				0.00	0.00	1,231,200.00

Implementing Agencies and Projects	Obligations						Disbursements (Funds Transferred To)				Liquidations				Unpaid Obligations	Unliquidated Fund Transfers
	Obligation Request and Status		1st Quarter ending March 31	2nd Quarter ending June 30	3rd Quarter ending Sept. 30	Total	1st Quarter ending March 31	2nd Quarter ending June 30	3rd Quarter ending Sept. 30	Total	1st Quarter ending March 31	2nd Quarter ending June 30	3rd Quarter ending Sept. 30	Total		
	Number	Date														
1	2	3	4	5	6	8 = (4+5+6+7)	9	10	11		14	15	16	18 = (14+15+16+17)	19 = (8-13)	20 = (13 - 18)
SOCPEN	502-24-08-07614	Sep 2024			3,810,000.00	3,810,000.00			3,810,000.00	3,810,000.00				0.00	0.00	3,810,000.00
FE CO						0.00				0.00				0.00	0.00	0.00
PAGBILAO, QUEZON			0.00	10,086,000.00	5,043,000.00	15,129,000.00	0.00	0,086,000.00	5,043,000.00	15,129,000.00	0.00	0.00	10,086,000.00	10,086,000.00	0.00	5,043,000.00
PS MOOE			0.00	10,086,000.00	5,043,000.00	15,129,000.00	0.00	0,086,000.00	5,043,000.00	15,129,000.00	0.00	0.00	10,086,000.00	10,086,000.00	0.00	5,043,000.00
SOCPEN	502-2024-04-02363	15-Apr-24		10,086,000.00		10,086,000.00		0,086,000.00		10,086,000.00			10,086,000.00	10,086,000.00	0.00	0.00
SOCPEN	502-24-08-07603	Sep 2024			5,043,000.00	5,043,000.00			5,043,000.00	5,043,000.00				0.00	0.00	5,043,000.00
FE CO						0.00				0.00				0.00	0.00	0.00
PAGSANJAN, LAGUNA			0.00	17,046,000.00	9,603,000.00	26,649,000.00	0.00	17,046,000.00	9,603,000.00	26,649,000.00	0.00	0.00	17,046,000.00	17,046,000.00	0.00	9,603,000.00
PS MOOE			0.00	17,046,000.00	9,603,000.00	26,649,000.00	0.00	17,046,000.00	9,603,000.00	26,649,000.00	0.00	0.00	17,046,000.00	17,046,000.00	0.00	9,603,000.00
SOCPEN	502-2024-03-01835	22-Mar-24		17,046,000.00		17,046,000.00		17,046,000.00		17,046,000.00			17,046,000.00	17,046,000.00	0.00	0.00
SFP	502-24-08-06592	Aug 2024			1,080,000.00	1,080,000.00			1,080,000.00	1,080,000.00				0.00	0.00	1,080,000.00
SOCPEN	502-24-09-07660	Sep 2024			8,523,000.00	8,523,000.00			8,523,000.00	8,523,000.00				0.00	0.00	8,523,000.00
FE CO						0.00				0.00				0.00	0.00	0.00
PAKIL, LAGUNA			0.00	9,900,000.00	6,093,000.00	15,993,000.00	0.00	9,900,000.00	6,093,000.00	15,993,000.00	0.00	0.00	9,900,000.00	9,900,000.00	0.00	6,093,000.00
PS MOOE			0.00	9,900,000.00	6,093,000.00	15,993,000.00	0.00	9,900,000.00	6,093,000.00	15,993,000.00	0.00	0.00	9,900,000.00	9,900,000.00	0.00	6,093,000.00
SOCPEN	502-2024-04-02082	2-Apr-24		9,900,000.00		9,900,000.00		9,900,000.00		9,900,000.00			9,900,000.00	9,900,000.00	0.00	0.00
SFP	502-24-08-06711	Aug 2024			1,143,000.00	1,143,000.00			1,143,000.00	1,143,000.00				0.00	0.00	1,143,000.00
SOCPEN	502-24-09-08134	Sep 2024			4,950,000.00	4,950,000.00			4,950,000.00	4,950,000.00				0.00	0.00	4,950,000.00
FE CO																
PANGIL, LAGUNA			8,280,000.00	0.00	5,020,200.00	13,300,200.00	8,280,000.00	0.00	5,020,200.00	13,300,200.00	0.00	8,280,000.00	0.00	8,280,000.00	0.00	5,020,200.00
PS MOOE			8,280,000.00	0.00	5,020,200.00	13,300,200.00	8,280,000.00	0.00	5,020,200.00	13,300,200.00	0.00	8,280,000.00	0.00	8,280,000.00	0.00	5,020,200.00
SOCPEN	502-2024-03-00953	6-Mar-24	8,280,000.00			8,280,000.00	8,280,000.00			8,280,000.00		8,280,000.00		8,280,000.00	0.00	0.00
SFP	502-24-07-05396	Jul 2024			880,200.00	880,200.00			880,200.00	880,200.00				0.00	0.00	880,200.00
SOCPEN	502-24-08-07143	Aug 2024			4,140,000.00	4,140,000.00			4,140,000.00	4,140,000.00				0.00	0.00	4,140,000.00
FE CO																
PANUKULAN, QUEZON			0.00	8,172,000.00	4,910,400.00	13,082,400.00	0.00	8,172,000.00	4,910,400.00	13,082,400.00	0.00	8,172,000.00	0.00	8,172,000.00	0.00	4,910,400.00
PS MOOE			0.00	8,172,000.00	4,910,400.00	13,082,400.00	0.00	8,172,000.00	4,910,400.00	13,082,400.00	0.00	8,172,000.00	0.00	8,172,000.00	0.00	4,910,400.00
SOCPEN	502-2024-04-01830	1-Apr-24		8,172,000.00		8,172,000.00		8,172,000.00		8,172,000.00		8,172,000.00		8,172,000.00	0.00	0.00
SFP	502-24-08-07117	Aug 2024			824,400.00	824,400.00			824,400.00	824,400.00				0.00	0.00	824,400.00
SOCPEN	502-24-08-07804	Sep 2024			4,086,000.00	4,086,000.00			4,086,000.00	4,086,000.00				0.00	0.00	4,086,000.00

Implementing Agencies and Projects	Obligations						Disbursements (Funds Transferred To)				Liquidations				Unpaid Obligations	Unliquidated Fund Transfers
	Obligation Request and Status		1st Quarter ending March 31	2nd Quarter ending June 30	3rd Quarter ending Sept. 30	Total	1st Quarter ending March 31	2nd Quarter ending June 30	3rd Quarter ending Sept. 30	Total	1st Quarter ending March 31	2nd Quarter ending June 30	3rd Quarter ending Sept. 30	Total		
	Number	Date														
1	2	3	4	5	6	8 = (4+5+6+7)	9	10	11	13 = (8+10+11+12)	14	15	16	18 = (14+15+16+17)	19 = (8-13)	20 = (13 - 18)
FE CO PATNANUNGAN, QUEZON			0.00	5,640,000.00	2,820,000.00	8,460,000.00	0.00	5,640,000.00	2,820,000.00	8,460,000.00	0.00	5,640,000.00	0.00	5,640,000.00	0.00	2,820,000.00
PS MOOE SOCPEN	502-2024-04-02074	2-Apr-24	0.00	5,640,000.00	2,820,000.00	8,460,000.00	0.00	5,640,000.00	2,820,000.00	8,460,000.00	0.00	5,640,000.00	0.00	5,640,000.00	0.00	2,820,000.00
SOCPEN	502-24-09-07605	Sep 2024		5,640,000.00		5,640,000.00		5,640,000.00		5,640,000.00		5,640,000.00		5,640,000.00	0.00	0.00
FE CO PEREZ, QUEZON			0.00	7,098,000.00	3,549,000.00	10,647,000.00	0.00	7,098,000.00	3,549,000.00	10,647,000.00	0.00	7,098,000.00	0.00	7,098,000.00	0.00	3,549,000.00
PS MOOE SOCPEN	502-2024-04-02069	2-Apr-24	0.00	7,098,000.00	3,549,000.00	10,647,000.00	0.00	7,098,000.00	3,549,000.00	10,647,000.00	0.00	7,098,000.00	0.00	7,098,000.00	0.00	3,549,000.00
SOCPEN	502-24-09-07876	Sep 2024		7,098,000.00		7,098,000.00		7,098,000.00		7,098,000.00		7,098,000.00		7,098,000.00	0.00	0.00
FE CO PILA, LAGUNA			0.00	0.00	1,643,400.00	1,643,400.00	0.00	0.00	1,643,400.00	1,643,400.00	0.00	0.00	0.00	0.00	0.00	1,643,400.00
PS MOOE SFP	502-24-08-06712	Aug 2024	0.00	0.00	1,643,400.00	1,643,400.00	0.00	0.00	1,643,400.00	1,643,400.00	0.00	0.00	0.00	0.00	0.00	1,643,400.00
FE CO PILILLA, RIZAL			0.00	6,948,000.00	3,474,000.00	10,422,000.00	0.00	6,948,000.00	3,474,000.00	10,422,000.00	0.00	0.00	6,948,000.00	6,948,000.00	0.00	3,474,000.00
PS MOOE SOCPEN	502-2024-03-01832	22-Mar-24	0.00	6,948,000.00	3,474,000.00	10,422,000.00	0.00	6,948,000.00	3,474,000.00	10,422,000.00	0.00	0.00	6,948,000.00	6,948,000.00	0.00	3,474,000.00
SOCPEN	502-24-09-07656	Sep 2024		6,948,000.00		6,948,000.00		6,948,000.00		6,948,000.00		6,948,000.00	6,948,000.00	6,948,000.00	0.00	0.00
FE CO PITOGO, QUEZON			0.00	0.00	682,200.00	682,200.00	0.00	0.00	682,200.00	682,200.00	0.00	0.00	0.00	0.00	0.00	682,200.00
PS MOOE SFP	502-24-07-05208	Jul 2024	0.00	0.00	682,200.00	682,200.00	0.00	0.00	682,200.00	682,200.00	0.00	0.00	0.00	0.00	0.00	682,200.00
FE CO PLARIDEL, QUEZON			6,240,000.00	0.00	3,559,200.00	9,799,200.00	6,240,000.00	0.00	3,559,200.00	9,799,200.00	0.00	6,240,000.00	0.00	6,240,000.00	0.00	3,559,200.00
PS MOOE SOCPEN	502-24-02-00701	23-Feb-24	6,240,000.00	0.00	3,559,200.00	9,799,200.00	6,240,000.00	0.00	3,559,200.00	9,799,200.00	0.00	6,240,000.00	0.00	6,240,000.00	0.00	3,559,200.00
			6,240,000.00	0.00	3,559,200.00	9,799,200.00	6,240,000.00	0.00	3,559,200.00	9,799,200.00	0.00	6,240,000.00	0.00	6,240,000.00	0.00	3,559,200.00

Implementing Agencies and Projects	Obligations						Disbursements (Funds Transferred To)				Liquidations				Unpaid Obligations	Unliquidated Fund Transfers
	Obligation Request and Status		1st Quarter ending March 31	2nd Quarter ending June 30	3rd Quarter ending Sept. 30	Total	1st Quarter ending March 31	2nd Quarter ending June 30	3rd Quarter ending Sept. 30	Total	1st Quarter ending March 31	2nd Quarter ending June 30	3rd Quarter ending Sept. 30	Total		
	Number	Date														
1	2	3	4	5	6	8 = (4+5+6+7)	9	10	11	13 = (9+10+11+12)	14	15	16	18 = (14+15+16+17)	19 = (8-13)	20 = (13 - 18)
SFP	502-24-08-06715	Aug 2024			439,200.00	439,200.00			439,200.00	439,200.00				0.00	0.00	439,200.00
SOCPEN FE CO	502-24-09-07659	Sep 2024			3,120,000.00	3,120,000.00			3,120,000.00	3,120,000.00				0.00	0.00	3,120,000.00
POLILLO, QUEZON			12,984,000.00	0.00	6,465,000.00	19,449,000.00	12,984,000.00	0.00	6,465,000.00	19,449,000.00	0.00	12,984,000.00	0.00	12,984,000.00	0.00	6,465,000.00
PS MOOE	502-2024-03-00958	8-Mar-24	12,984,000.00	0.00	6,465,000.00	19,449,000.00	12,984,000.00	0.00	6,465,000.00	19,449,000.00	0.00	12,984,000.00	0.00	12,984,000.00	0.00	6,465,000.00
SOCPEN	502-24-09-07617	Sep 2024	12,984,000.00			12,984,000.00	12,984,000.00			12,984,000.00		12,984,000.00		12,984,000.00	0.00	0.00
SOCPEN FE CO					6,465,000.00	6,465,000.00			6,465,000.00	6,465,000.00				0.00	0.00	6,465,000.00
PROVINCE OF LAGUNA			20,000,000.00	0.00	0.00	20,000,000.00	20,000,000.00	0.00	0.00	20,000,000.00	0.00	0.00	0.00	0.00	0.00	20,000,000.00
PS MOOE	501-2024-03-01829	22-Mar-24	20,000,000.00	0.00	0.00	20,000,000.00	20,000,000.00	0.00	0.00	20,000,000.00	0.00	0.00	0.00	0.00	0.00	20,000,000.00
AICS			20,000,000.00			20,000,000.00	20,000,000.00			20,000,000.00				0.00	0.00	20,000,000.00
FE CO						0.00				0.00				0.00	0.00	0.00
PROVINCE OF RIZAL			0.00	0.00	0.00	0.00	0.00	0.00	0.00	0.00	0.00	0.00	0.00	0.00	0.00	0.00
PS MOOE			0.00	0.00	0.00	0.00	0.00	0.00	0.00	0.00	0.00	0.00	0.00	0.00	0.00	0.00
FE CO						0.00				0.00				0.00	0.00	0.00
PROVINCE OF QUEZON			0.00	0.00	50,000,000.00	50,000,000.00	0.00	0.00	50,000,000.00	50,000,000.00	0.00	0.00	0.00	0.00	0.00	50,000,000.00
PS MOOE	502-24-07-05208	Jul 2024	0.00	0.00	50,000,000.00	50,000,000.00	0.00	0.00	50,000,000.00	50,000,000.00	0.00	0.00	0.00	0.00	0.00	50,000,000.00
AICS					50,000,000.00	50,000,000.00			50,000,000.00	50,000,000.00				0.00	0.00	50,000,000.00
FE CO						0.00				0.00				0.00	0.00	0.00
QUEZON, QUEZON			8,934,000.00	0.00	5,170,800.00	14,104,800.00	8,934,000.00	0.00	5,170,800.00	14,104,800.00	0.00	8,934,000.00	0.00	8,934,000.00	0.00	5,170,800.00
PS MOOE	501-24-03-01107	Mar 2024	8,934,000.00	0.00	5,170,800.00	14,104,800.00	8,934,000.00	0.00	5,170,800.00	14,104,800.00	0.00	8,934,000.00	0.00	8,934,000.00	0.00	5,170,800.00
SOCPEN	502-24-07-05401	Jul 2024	8,934,000.00			8,934,000.00	8,934,000.00			8,934,000.00		8,934,000.00		8,934,000.00	0.00	0.00
SFP	502-24-08-07140	Aug 2024			703,800.00	703,800.00			703,800.00	703,800.00				0.00	0.00	703,800.00
SOCPEN FE CO					4,467,000.00	4,467,000.00			4,467,000.00	4,467,000.00				0.00	0.00	4,467,000.00
REAL, QUEZON			11,742,000.00	0.00	5,871,000.00	17,613,000.00	11,742,000.00	0.00	5,871,000.00	17,613,000.00	0.00	11,742,000.00	0.00	11,742,000.00	0.00	5,871,000.00
PS MOOE	502-2024-02-00793	27-Feb-24	11,742,000.00	0.00	5,871,000.00	17,613,000.00	11,742,000.00	0.00	5,871,000.00	17,613,000.00	0.00	11,742,000.00	0.00	11,742,000.00	0.00	5,871,000.00
SOCPEN			11,742,000.00			11,742,000.00	11,742,000.00			11,742,000.00		11,742,000.00		11,742,000.00	0.00	0.00

Implementing Agencies and Projects	Obligations						Disbursements (Funds Transferred To)				Liquidations				Unpaid Obligations	Unliquidated Fund Transfers
	Obligation Request and Status		1st Quarter ending March 31	2nd Quarter ending June 30	3rd Quarter ending Sept. 30	Total	1st Quarter ending March 31	2nd Quarter ending June 30	3rd Quarter ending Sept. 30	Total	1st Quarter ending March 31	2nd Quarter ending June 30	3rd Quarter ending Sept. 30	Total		
	Number	Date														
1	2	3	4	5	6	8 = (4+5+6+7)	9	10	11	13 = (9+10+11+12)	14	15	16	18 = (14+15+16+17)	19 = (8-13)	20 = (13 - 18)
SOCPEN FE CO	502-24-08-07125	Aug 2024			5,871,000.00	5,871,000.00			5,871,000.00	5,871,000.00				0.00	0.00	5,871,000.00
RIZAL, LAGUNA			0.00	3,648,000.00	2,647,200.00	6,295,200.00	0.00	3,648,000.00	2,647,200.00	6,295,200.00	0.00	3,648,000.00	0.00	3,648,000.00	0.00	2,647,200.00
PS MOOE			0.00	3,648,000.00	2,847,200.00	6,295,200.00	0.00	3,648,000.00	2,647,200.00	6,295,200.00	0.00	3,648,000.00	0.00	3,648,000.00	0.00	2,647,200.00
SOCPEN	502-2024-03-01836	22-Mar-24		3,648,000.00		3,648,000.00		3,648,000.00		3,648,000.00		3,648,000.00		3,648,000.00	0.00	0.00
SFP	502-24-08-05587	Aug 2024			628,200.00	628,200.00			628,200.00	628,200.00				0.00	0.00	628,200.00
SOCPEN FE CO	502-24-09-C7873	Sep 2024			2,019,000.00	2,019,000.00			2,019,000.00	2,019,000.00				0.00	0.00	2,019,000.00
RODRIGUEZ, RIZAL			0.00	0.00	16,254,000.00	16,254,000.00	0.00	0.00	16,254,000.00	16,254,000.00	0.00	0.00	0.00	0.00	0.00	16,254,000.00
PS MOOE			0.00	0.00	16,254,000.00	16,254,000.00	0.00	0.00	16,254,000.00	16,254,000.00	0.00	0.00	0.00	0.00	0.00	16,254,000.00
SOCPEN FE CO	502-24-09-08419	Sep 2024			16,254,000.00	16,254,000.00			16,254,000.00	16,254,000.00				0.00	0.00	0.00
ROSARIO, BATANGAS			22,836,000.00	0.00	11,418,000.00	34,254,000.00	22,836,000.00	0.00	11,418,000.00	34,254,000.00	0.00	22,836,000.00	0.00	22,836,000.00	0.00	11,418,000.00
PS MOOE			22,836,000.00	0.00	11,418,000.00	34,254,000.00	22,836,000.00	0.00	11,418,000.00	34,254,000.00	0.00	22,836,000.00	0.00	22,836,000.00	0.00	11,418,000.00
SOCPEN	502-24-03-01208	Mar 2024	22,836,000.00			22,836,000.00	22,836,000.00			22,836,000.00		22,836,000.00		22,836,000.00	0.00	0.00
SOCPEN FE CO	502-24-09-07584	Aug 2024			11,418,000.00	11,418,000.00			11,418,000.00	11,418,000.00				0.00	0.00	11,418,000.00
ROSARIO, CAVITE			12,222,000.00	42,038,000.00	6,111,000.00	60,371,000.00	12,222,000.00	42,038,000.00	6,111,000.00	60,371,000.00	0.00	12,222,000.00	42,038,000.00	54,260,000.00	0.00	6,111,000.00
PS MOOE			12,222,000.00	42,038,000.00	6,111,000.00	60,371,000.00	12,222,000.00	42,038,000.00	6,111,000.00	60,371,000.00	0.00	12,222,000.00	42,038,000.00	54,260,000.00	0.00	6,111,000.00
SOCPEN	502-2024-03-00950	6-Mar-24	12,222,000.00			12,222,000.00	12,222,000.00			12,222,000.00		12,222,000.00		12,222,000.00	0.00	0.00
AICS	502-24-03-01827	1-Mar-24		42,038,000.00		42,038,000.00		42,038,000.00		42,038,000.00			42,038,000.00	42,038,000.00	0.00	0.00
SOCPEN FE CO	502-24-08-07127	Aug 2024			6,111,000.00	6,111,000.00			6,111,000.00	6,111,000.00				0.00	0.00	6,111,000.00
SAMPALOC, QUEZON			5,192,000.00	0.00	581,400.00	6,773,400.00	5,192,000.00	0.00	581,400.00	6,773,400.00	0.00	5,192,000.00	0.00	6,192,000.00	0.00	581,400.00
PS MOOE			5,192,000.00	0.00	581,400.00	6,773,400.00	5,192,000.00	0.00	581,400.00	6,773,400.00	0.00	5,192,000.00	0.00	6,192,000.00	0.00	581,400.00
SOCPEN	502-2024-03-00946	6-Mar-24	5,192,000.00			5,192,000.00	5,192,000.00			5,192,000.00		5,192,000.00		5,192,000.00	0.00	0.00
SFP FE	502-24-08-06710	Aug 2024			581,400.00	581,400.00			581,400.00	581,400.00				0.00	0.00	581,400.00

Implementing Agencies and Projects	Obligations						Disbursements (Funds Transferred To)				Liquidations				Unpaid Obligations	Unliquidated Fund Transfers			
	Obligation Request and Status		1st Quarter ending March 31	2nd Quarter ending June 30	3rd Quarter ending Sept. 30	Total	1st Quarter ending March 31	2nd Quarter ending June 30	3rd Quarter ending Sept. 30	Total	1st Quarter ending March 31	2nd Quarter ending June 30	3rd Quarter ending Sept. 30	Total					
	Number	Date															13 = (9+10+11+12)	14	15
1	2	3	4	5	6	7	8 = (4+5+6+7)	9	10	11	12	13 = (9+10+11+12)	14	15	16	17	18 = (14+15+16+17)	19 = [8-13]	20 = [13 - 18]
CO																			
SAN ANDRES, QUEZON			0.00	15,090,000.00	7,545,000.00	22,635,000.00	0.00	15,090,000.00	7,545,000.00	22,635,000.00	0.00	0.00	15,090,000.00	15,090,000.00	0.00	7,545,000.00	0.00	0.00	7,545,000.00
PS MOOE			0.00	15,090,000.00	7,545,000.00	22,635,000.00	0.00	15,090,000.00	7,545,000.00	22,635,000.00	0.00	0.00	15,090,000.00	15,090,000.00	0.00	7,545,000.00	0.00	0.00	7,545,000.00
SOCPEN	502-2024-04-02361	15-Apr-24		15,090,000.00		15,090,000.00		15,090,000.00		15,090,000.00				15,090,000.00					0.00
SOCPEN	502-24-09-08305	Sep 2024			7,545,000.00	7,545,000.00			7,545,000.00	7,545,000.00						0.00	0.00	0.00	7,545,000.00
FE CO						0.00				0.00						0.00	0.00	0.00	0.00
SAN ANTONIO, QUEZON			11,658,000.00	0.00	6,909,000.00	18,567,000.00	11,658,000.00	0.00	6,909,000.00	18,567,000.00	0.00	11,658,000.00	0.00	11,658,000.00	0.00	0.00	11,658,000.00	0.00	6,909,000.00
PS MOOE			11,658,000.00	0.00	6,909,000.00	18,567,000.00	11,658,000.00	0.00	6,909,000.00	18,567,000.00	0.00	11,658,000.00	0.00	11,658,000.00	0.00	0.00	11,658,000.00	0.00	6,909,000.00
SOCPEN	502-24-03-01205	Mar 2024	11,658,000.00			11,658,000.00	11,658,000.00			11,658,000.00				11,658,000.00			11,658,000.00	0.00	0.00
SFP	502-24-08-06584	Aug 2024			1,080,000.00	1,080,000.00			1,080,000.00	1,080,000.00						0.00	0.00	0.00	1,080,000.00
SOCPEN	502-24-08-07151	Aug 2024			5,829,000.00	5,829,000.00			5,829,000.00	5,829,000.00						0.00	0.00	0.00	5,829,000.00
FE CO						0.00				0.00						0.00	0.00	0.00	0.00
SAN FRANCISCO, QUEZON			0.00	17,010,000.00	10,161,000.00	27,171,000.00	0.00	17,010,000.00	10,161,000.00	27,171,000.00	0.00	0.00	17,010,000.00	17,010,000.00	0.00	10,161,000.00	0.00	0.00	10,161,000.00
PS MOOE			0.00	17,010,000.00	10,161,000.00	27,171,000.00	0.00	17,010,000.00	10,161,000.00	27,171,000.00	0.00	0.00	17,010,000.00	17,010,000.00	0.00	10,161,000.00	0.00	0.00	10,161,000.00
SOCPEN	502-2024-04-02072	2-Apr-24		17,010,000.00		17,010,000.00		17,010,000.00		17,010,000.00				17,010,000.00			17,010,000.00	0.00	0.00
SFP	502-24-06-04678	Jun 2024			1,656,000.00	1,656,000.00			1,656,000.00	1,656,000.00						0.00	0.00	0.00	1,656,000.00
SOCPEN	502-24-09-08306	Sep 2024			8,505,000.00	8,505,000.00			8,505,000.00	8,505,000.00						0.00	0.00	0.00	8,505,000.00
FE CO						0.00				0.00						0.00	0.00	0.00	0.00
SAN JOSE, BATANGAS			0.00	0.00	2,098,800.00	2,098,800.00	0.00	0.00	2,098,800.00	2,098,800.00	0.00	0.00	0.00	0.00	0.00	0.00	0.00	0.00	2,098,800.00
PS MOOE			0.00	0.00	2,098,800.00	2,098,800.00	0.00	0.00	2,098,800.00	2,098,800.00	0.00	0.00	0.00	0.00	0.00	0.00	0.00	0.00	2,098,800.00
SFP	502-24-08-06580	Aug 2024			2,098,800.00	2,098,800.00			2,098,800.00	2,098,800.00						0.00	0.00	0.00	2,098,800.00
FE CO						0.00				0.00						0.00	0.00	0.00	0.00
SAN JUAN, BATANGAS			0.00	22,158,000.00	11,079,000.00	33,237,000.00	0.00	22,158,000.00	11,079,000.00	33,237,000.00	0.00	0.00	22,158,000.00	22,158,000.00	0.00	11,079,000.00	0.00	0.00	11,079,000.00
PS MOOE			0.00	22,158,000.00	11,079,000.00	33,237,000.00	0.00	22,158,000.00	11,079,000.00	33,237,000.00	0.00	0.00	22,158,000.00	22,158,000.00	0.00	11,079,000.00	0.00	0.00	11,079,000.00
SOCPEN	502-2024-05-02858	9-May-24		22,158,000.00		22,158,000.00		22,158,000.00		22,158,000.00				22,158,000.00			22,158,000.00	0.00	0.00
SOCPEN	502-24-09-08137	Sep 2024			11,079,000.00	11,079,000.00			11,079,000.00	11,079,000.00						0.00	0.00	0.00	11,079,000.00
FE CO						0.00				0.00						0.00	0.00	0.00	0.00

Implementing Agencies and Projects	Obligations						Disbursements (Funds Transferred To)				Liquidations				Unpaid Obligations	Unliquidated Fund Transfers
	Obligation Request and Status		1st Quarter ending March 31	2nd Quarter ending June 30	3rd Quarter ending Sept. 30	Total	1st Quarter ending March 31	2nd Quarter ending June 30	3rd Quarter ending Sept. 30	Total	1st Quarter ending March 31	2nd Quarter ending June 30	3rd Quarter ending Sept. 30	Total		
	Number	Date														
1	2	3	4	5	6	8 = (4+5+6+7)	9	10	11	13 = (9+10+11+12)	14	15	16	18 = (14+15+16+17)	19 = (8-13)	20 = (13 - 18)
SAN LUIS, BATANGAS			14,166,000.00	0.00	7,882,200.00	22,048,200.00	14,166,000.00	0.00	7,882,200.00	22,048,200.00	14,166,000.00	0.00	0.00	14,166,000.00	0.00	7882,200.00
PS MOOE			14,166,000.00	0.00	7,882,200.00	22,048,200.00	14,166,000.00	0.00	7,882,200.00	22,048,200.00	14,166,000.00	0.00	0.00	14,166,000.00	0.00	7882,200.00
SOCPEN	502-24-02-00683	22-Feb-24	14,166,000.00			14,166,000.00	14,166,000.00			14,166,000.00	14,166,000.00			14,166,000.00	0.00	0.00
SFP	502-24-08-06579	Aug 2024			799,200.00	799,200.00			799,200.00	799,200.00				0.00	0.00	799,200.00
SOCPEN	502-24-05-07595	Sep 2024			7,083,000.00	7,083,000.00			7,083,000.00	7,083,000.00				0.00	0.00	7,083,000.00
						0.00				0.00				0.00	0.00	0.00
						0.00				0.00				0.00	0.00	0.00
FE CO																
SAN MATEO, RIZAL			0.00	15,906,000.00	7,953,000.00	23,859,000.00	0.00	15,906,000.00	7,953,000.00	23,859,000.00	0.00	0.00	15,906,000.00	15,906,000.00	0.00	7,953,000.00
PS MOOE			0.00	15,906,000.00	7,953,000.00	23,859,000.00	0.00	15,906,000.00	7,953,000.00	23,859,000.00	0.00	0.00	15,906,000.00	15,906,000.00	0.00	7,953,000.00
SOCPEN	502-2024-05-02799	8-May-24		15,906,000.00		15,906,000.00		15,906,000.00		15,906,000.00			15,906,000.00	15,906,000.00	0.00	0.00
SOCPEN	502-24-08-08309	Sep 2024			7,953,000.00	7,953,000.00			7,953,000.00	7,953,000.00				0.00	0.00	7,953,000.00
						0.00				0.00				0.00	0.00	0.00
						0.00				0.00				0.00	0.00	0.00
FE CO																
SAN NARCISO, QUEZON			0.00	0.00	6,825,000.00	6,825,000.00	0.00	0.00	6,825,000.00	6,825,000.00	0.00	0.00	0.00	0.00	0.00	6825,000.00
PS MOOE			0.00	0.00	6,825,000.00	6,825,000.00	0.00	0.00	6,825,000.00	6,825,000.00	0.00	0.00	0.00	0.00	0.00	6825,000.00
SOCPEN	502-24-09-07658	Sep 2024			6,825,000.00	6,825,000.00			6,825,000.00	6,825,000.00				0.00	0.00	6,825,000.00
						0.00				0.00				0.00	0.00	0.00
						0.00				0.00				0.00	0.00	0.00
FE CO																
SAN NICOLAS, BATANGAS			11,136,000.00	0.00	6,151,200.00	17,287,200.00	11,136,000.00	0.00	6,151,200.00	17,287,200.00	0.00	11,136,000.00	0.00	11,136,000.00	0.00	6,151,200.00
PS MOOE			11,136,000.00	0.00	6,151,200.00	17,287,200.00	11,136,000.00	0.00	6,151,200.00	17,287,200.00	0.00	11,136,000.00	0.00	11,136,000.00	0.00	6,151,200.00
SOCPEN	502-2024-02-00795	27-Feb-24	11,136,000.00			11,136,000.00	11,136,000.00			11,136,000.00		11,136,000.00		11,136,000.00	0.00	0.00
SOCPEN	502-24-08-07147	Aug 2024			5,568,000.00	5,568,000.00			5,568,000.00	5,568,000.00				0.00	0.00	5,568,000.00
SFP	502-24-07-05836	Jul 2024			583,200.00	583,200.00			583,200.00	583,200.00				0.00	0.00	583,200.00
						0.00				0.00				0.00	0.00	0.00
FE CO																
SAN PABLO, LAGUNA			0.00	19,500,000.00	16,458,600.00	35,958,600.00	0.00	19,500,000.00	16,458,600.00	35,958,600.00	0.00	19,500,000.00	0.00	19,500,000.00	0.00	16,458,600.00
PS MOOE			0.00	19,500,000.00	16,458,600.00	35,958,600.00	0.00	19,500,000.00	16,458,600.00	35,958,600.00	0.00	19,500,000.00	0.00	19,500,000.00	0.00	16,458,600.00
SOCPEN	502-2024-04-01925	1-Apr-24		19,500,000.00		19,500,000.00		19,500,000.00		19,500,000.00		19,500,000.00		19,500,000.00	0.00	0.00
SFP	502-24-08-06678	Aug 2024			6,708,600.00	6,708,600.00			6,708,600.00	6,708,600.00				0.00	0.00	6,708,600.00
SOCPEN	502-24-09-07599	Sep 2024			9,750,000.00	9,750,000.00			9,750,000.00	9,750,000.00				0.00	0.00	9,750,000.00
FE CO																

Implementing Agencies and Projects	Obligations						Disbursements (Funds Transferred To)				Liquidations				Unpaid Obligations	Unliquidated Fund Transfers
	Obligation Request and Status		1st Quarter ending March 31	2nd Quarter ending June 30	3rd Quarter ending Sept. 30	Total	1st Quarter ending March 31	2nd Quarter ending June 30	3rd Quarter ending Sept. 30	Total	1st Quarter ending March 31	2nd Quarter ending June 30	3rd Quarter ending Sept. 30	Total		
	Number	Date														
1	2	3	4	5	6	8 = (4+5+6+7)	9	10	11	13 = (9+10+11+12)	14	15	16	18 = (14+15+16+17)	19 = (8-13)	20 = (13 - 18)
SAN PASCUAL, BATANGAS			14,568,000.00	0.00	7,284,000.00	21,852,000.00	14,568,000.00	0.00	7,284,000.00	21,852,000.00	0.00	14,568,000.00	0.00	14,568,000.00	0.00	7,284,000.00
PS MOOE			14,568,000.00	0.00	7,284,000.00	21,852,000.00	14,568,000.00	0.00	7,284,000.00	21,852,000.00	0.00	14,568,000.00	0.00	14,568,000.00	0.00	7,284,000.00
SOCPEN	502-2024-03-00949	6-Mar-24	14,568,000.00			14,568,000.00	14,568,000.00			14,568,000.00		14,568,000.00		14,568,000.00	0.00	0.00
SOCPEN	502-24-08-07145	Aug 2024			7,284,000.00	7,284,000.00			7,284,000.00	7,284,000.00				0.00	0.00	7,284,000.00
						0.00				0.00				0.00	0.00	0.00
						0.00				0.00				0.00	0.00	0.00
FE CO						0.00				0.00				0.00	0.00	0.00
SAN PEDRO, LAGUNA			15,000,000.00	0.00	0.00	15,000,000.00	15,000,000.00	0.00	0.00	15,000,000.00	0.00	0.00	0.00	15,000,000.00	0.00	15,000,000.00
PS MOOE			15,000,000.00	0.00	0.00	15,000,000.00	15,000,000.00	0.00	0.00	15,000,000.00	0.00	0.00	0.00	15,000,000.00	0.00	15,000,000.00
AICS	502-23-12-13363	Mar 2024	15,000,000.00			15,000,000.00	15,000,000.00			15,000,000.00				0.00	0.00	0.00
						0.00				0.00				0.00	0.00	0.00
FE CO						0.00				0.00				0.00	0.00	0.00
SANTA MARIA, LAGUNA			11,100,000.00	0.00	7,204,200.00	18,304,200.00	11,100,000.00	0.00	7,204,200.00	18,304,200.00	0.00	11,100,000.00	0.00	11,100,000.00	0.00	7,204,200.00
PS MOOE			11,100,000.00	0.00	7,204,200.00	18,304,200.00	11,100,000.00	0.00	7,204,200.00	18,304,200.00	0.00	11,100,000.00	0.00	11,100,000.00	0.00	7,204,200.00
SOCPEN	502-24-03-01110	Mar 2024	11,100,000.00			11,100,000.00	11,100,000.00			11,100,000.00		11,100,000.00		11,100,000.00	0.00	0.00
SFP	502-24-07-05402	Jul 2024			1,654,200.00	1,654,200.00			1,654,200.00	1,654,200.00				0.00	0.00	1,654,200.00
SOCPEN	502-24-09-07619	1-Aug-24			5,550,000.00	5,550,000.00			5,550,000.00	5,550,000.00				0.00	0.00	5,550,000.00
						0.00				0.00				0.00	0.00	0.00
FE CO						0.00				0.00				0.00	0.00	0.00
STA ROSA, LAGUNA			0.00	13,170,000.00	12,654,600.00	25,824,600.00	0.00	13,170,000.00	12,654,600.00	25,824,600.00	0.00	13,170,000.00	0.00	13,170,000.00	0.00	12,654,600.00
PS MOOE			0.00	13,170,000.00	12,654,600.00	25,824,600.00	0.00	13,170,000.00	12,654,600.00	25,824,600.00	0.00	13,170,000.00	0.00	13,170,000.00	0.00	12,654,600.00
SOCPEN	502-2024-04-02080	2-Apr-24		13,170,000.00		13,170,000.00		13,170,000.00		13,170,000.00		13,170,000.00		13,170,000.00	0.00	0.00
SFP	502-24-08-06709	Aug 2024			6,069,600.00	6,069,600.00			6,069,600.00	6,069,600.00				0.00	0.00	6,069,600.00
SOCPEN	502-24-09-08308	Sep 2024			6,585,000.00	6,585,000.00			6,585,000.00	6,585,000.00				0.00	0.00	6,585,000.00
FE CO						0.00				0.00				0.00	0.00	0.00
SARIAYA, QUEZON			0.00	0.00	2,880,000.00	2,880,000.00	0.00	0.00	2,880,000.00	2,880,000.00	0.00	0.00	0.00	2,880,000.00	0.00	2,880,000.00
PS MOOE			0.00	0.00	2,880,000.00	2,880,000.00	0.00	0.00	2,880,000.00	2,880,000.00	0.00	0.00	0.00	2,880,000.00	0.00	2,880,000.00
SFP	502-24-08-06586	Aug 2024			2,880,000.00	2,880,000.00			2,880,000.00	2,880,000.00				0.00	0.00	2,880,000.00
						0.00				0.00				0.00	0.00	0.00
FE CO						0.00				0.00				0.00	0.00	0.00
SILANG, CAVITE			0.00	0.00	3,695,400.00	3,695,400.00	0.00	0.00	3,695,400.00	3,695,400.00	0.00	0.00	0.00	3,695,400.00	0.00	3,695,400.00
PS			0.00	0.00	3,695,400.00	3,695,400.00	0.00	0.00	3,695,400.00	3,695,400.00	0.00	0.00	0.00	3,695,400.00	0.00	3,695,400.00

Implementing Agencies and Projects	Obligations						Disbursements (Funds Transferred To)				Liquidations				Unpaid Obligations	Unliquidated Fund Transfers
	Obligation Request and Status		1st Quarter ending March 31	2nd Quarter ending June 30	3rd Quarter ending Sept. 30	Total	1st Quarter ending March 31	2nd Quarter ending June 30	3rd Quarter ending Sept. 30	Total	1st Quarter ending March 31	2nd Quarter ending June 30	3rd Quarter ending Sept. 30	Total		
	Number	Date														
1	2	3	4	5	6	7 = (4+5+6+7)	9	10	11	12 = (9+10+11+12)	14	15	16	18 = (14+15+16+17)	19 = (8-13)	20 = (13 - 13)
MOOE SFP	502-24-08-06718	Aug 2024	0.00	0.00	3,695,400.00	3,695,400.00	0.00	0.00	3,695,400.00	3,695,400.00	0.00	0.00	0.00	0.00	0.00	3,695,400.00
FE CO					3,695,400.00	3,695,400.00			3,695,400.00	3,695,400.00				0.00	0.00	3,695,400.00
					0.00	0.00			0.00	0.00				0.00	0.00	0.00
SINILOAN, LAGUNA			0.00	0.00	1,425,600.00	1,425,600.00	0.00	0.00	1,425,600.00	1,425,600.00	0.00	0.00	0.00	0.00	0.00	1,425,600.00
PS MOOE SFP	502-24-07-05638	Jul 2024	0.00	0.00	1,425,600.00	1,425,600.00	0.00	0.00	1,425,600.00	1,425,600.00	0.00	0.00	0.00	0.00	0.00	1,425,600.00
FE CO					1,425,600.00	1,425,600.00			1,425,600.00	1,425,600.00				0.00	0.00	1,425,600.00
					0.00	0.00			0.00	0.00				0.00	0.00	0.00
STA CRUZ, LAGUNA			0.00	13,806,000.00	10,143,000.00	23,949,000.00	0.00	13,806,000.00	10,143,000.00	23,949,000.00	0.00	0.00	13,806,000.00	13,806,000.00	0.00	10,143,000.00
PS MOOE SOCPEN SFP SOCPEN	502-2024-05-03649 502-24-08-06481 502-24-09-08135	23-May-24 Aug 2024 Sep 2024	0.00	13,806,000.00	10,143,000.00	23,949,000.00	0.00	13,806,000.00	10,143,000.00	23,949,000.00	0.00	0.00	13,806,000.00	13,806,000.00	0.00	10,143,000.00
FE CO					13,806,000.00	13,806,000.00			13,806,000.00	13,806,000.00			13,806,000.00	13,806,000.00	0.00	0.00
					3,240,000.00	3,240,000.00			3,240,000.00	3,240,000.00				0.00	0.00	3,240,000.00
					6,903,000.00	6,903,000.00			6,903,000.00	6,903,000.00				0.00	0.00	6,903,000.00
					0.00	0.00			0.00	0.00				0.00	0.00	0.00
STA TERESITA, BATANGAS			0.00	0.00	660,600.00	660,600.00	0.00	0.00	660,600.00	660,600.00	0.00	0.00	0.00	0.00	0.00	660,600.00
PS MOOE SFP	502-24-07-05640	Jul 2024	0.00	0.00	660,600.00	660,600.00	0.00	0.00	660,600.00	660,600.00	0.00	0.00	0.00	0.00	0.00	660,600.00
FE CO					660,600.00	660,600.00			660,600.00	660,600.00				0.00	0.00	660,600.00
					0.00	0.00			0.00	0.00				0.00	0.00	0.00
STO TOMAS, BATANGAS			0.00	13,668,000.00	11,429,400.00	25,097,400.00	0.00	13,668,000.00	11,429,400.00	25,097,400.00	0.00	13,668,000.00	0.00	13,668,000.00	0.00	11,429,400.00
PS MOOE SOCPEN SFP SOCPEN	502-2024-05-02800 502-24-08-06581 502-24-08-07131	6-May-24 Aug 2024 Aug 2024	0.00	13,668,000.00	11,429,400.00	25,097,400.00	0.00	13,668,000.00	11,429,400.00	25,097,400.00	0.00	13,668,000.00	0.00	13,668,000.00	0.00	11,429,400.00
FE CO					13,668,000.00	13,668,000.00			13,668,000.00	13,668,000.00			13,668,000.00	13,668,000.00	0.00	0.00
					4,595,400.00	4,595,400.00			4,595,400.00	4,595,400.00				0.00	0.00	4,595,400.00
					6,834,000.00	6,834,000.00			6,834,000.00	6,834,000.00				0.00	0.00	6,834,000.00
					0.00	0.00			0.00	0.00				0.00	0.00	0.00
					0.00	0.00			0.00	0.00				0.00	0.00	0.00
TAAL, BATANGAS			0.00	0.00	0.00	0.00	0.00	0.00	0.00	0.00	0.00	0.00	0.00	0.00	0.00	0.00
PS MOOE			0.00	0.00	0.00	0.00	0.00	0.00	0.00	0.00	0.00	0.00	0.00	0.00	0.00	0.00
					0.00	0.00			0.00	0.00				0.00	0.00	0.00
					0.00	0.00			0.00	0.00				0.00	0.00	0.00
					0.00	0.00			0.00	0.00				0.00	0.00	0.00
					0.00	0.00			0.00	0.00				0.00	0.00	0.00

Implementing Agencies and Projects	Obligations						Disbursements (Funds Transferred To)				Liquidations				Unpaid Obligations	Unliquidated Fund Transfers		
	Obligation Request and Status		1st Quarter ending March 31	2nd Quarter ending June 30	3rd Quarter ending Sept. 30	Total	1st Quarter ending March 31	2nd Quarter ending June 30	3rd Quarter ending Sept. 30	Total	1st Quarter ending March 31	2nd Quarter ending June 30	3rd Quarter ending Sept. 30	Total				
	Number	Date															13 = (9+10+11+12)	14
1	2	3	4	5	6	7 = (4+5+6+7)	8	9	10	11	12	13	14	15	16	17	18 = (8-13)	19 = (13 - 18)
FE CO TAGAYTAY, CAVITE			12,300,000.00	0.00	8,346,000.00	20,646,000.00	12,300,000.00	0.00	8,346,000.00	20,646,000.00	0.00	12,300,000.00	0.00	12,300,000.00	0.00	0.00	0.00	8,346,000.00
PS MOOE SOCPEN	502-24-03-01756	1-Mar-24	12,300,000.00	0.00	8,346,000.00	20,646,000.00	12,300,000.00	0.00	8,346,000.00	20,646,000.00	0.00	12,300,000.00	0.00	12,300,000.00	0.00	0.00	0.00	8,346,000.00
SFP	502-24-08-06713	Aug 2024			2,196,000.00	2,196,000.00			2,196,000.00	2,196,000.00						0.00	0.00	2,196,000.00
SOCPEN	502-24-09-07872	Sep 2024			6,150,000.00	6,150,000.00			6,150,000.00	6,150,000.00						0.00	0.00	6,150,000.00
FE CO TAGKAWAYAN, QUEZON			0.00	0.00	0.00	0.00	0.00	0.00	0.00	0.00	0.00	0.00	0.00	0.00	0.00	0.00	0.00	0.00
PS MOOE			0.00	0.00	0.00	0.00	0.00	0.00	0.00	0.00	0.00	0.00	0.00	0.00	0.00	0.00	0.00	0.00
FE CO TALISAY, BATANGAS			0.00	0.00	0.00	0.00	0.00	0.00	0.00	0.00	0.00	0.00	0.00	0.00	0.00	0.00	0.00	0.00
PS MOOE			0.00	0.00	0.00	0.00	0.00	0.00	0.00	0.00	0.00	0.00	0.00	0.00	0.00	0.00	0.00	0.00
FE CO TANAUAN, BATANGAS			31,020,000.00	0.00	15,510,000.00	46,530,000.00	31,020,000.00	0.00	15,510,000.00	46,530,000.00	0.00	31,020,000.00	0.00	31,020,000.00	0.00	0.00	0.00	15,510,000.00
PS MOOE SOCPEN	502-24-03-01208	Mar 2024	31,020,000.00	0.00	15,510,000.00	46,530,000.00	31,020,000.00	0.00	15,510,000.00	46,530,000.00	0.00	31,020,000.00	0.00	31,020,000.00	0.00	0.00	0.00	15,510,000.00
SOCPEN	502-24-09-08410	Sep 2024			15,510,000.00	15,510,000.00			15,510,000.00	15,510,000.00						0.00	0.00	15,510,000.00
FE CO TANAY, RIZAL			0.00	11,310,000.00	5,855,000.00	16,965,000.00	0.00	11,310,000.00	5,855,000.00	16,965,000.00	0.00	0.00	11,310,000.00	11,310,000.00	0.00	0.00	0.00	5,855,000.00
PS MOOE SOCPEN	502-2024-04-02076	2-Apr-24	0.00	11,310,000.00	5,855,000.00	16,965,000.00	0.00	11,310,000.00	5,855,000.00	16,965,000.00	0.00	0.00	11,310,000.00	11,310,000.00	0.00	0.00	0.00	5,855,000.00
SOCPEN	502-24-09-08412	Sep 2024			5,855,000.00	5,855,000.00			5,855,000.00	5,855,000.00						0.00	0.00	5,855,000.00
FE CO TANZA, CAVITE			0.00	0.00	5,364,000.00	5,364,000.00	0.00	0.00	5,364,000.00	5,364,000.00	0.00	0.00	0.00	0.00	0.00	0.00	0.00	5,364,000.00
PS																		

Implementing Agencies and Projects	Obligations						Disbursements (Funds Transferred To)				Liquidations				Unpaid Obligations	Unliquidated Fund Transfers
	Obligation Request and Status		1st Quarter ending March 31	2nd Quarter ending June 30	3rd Quarter ending Sept. 30	Total	1st Quarter ending March 31	2nd Quarter ending June 30	3rd Quarter ending Sept. 30	Total	1st Quarter ending March 31	2nd Quarter ending June 30	3rd Quarter ending Sept. 30	Total		
	Number	Date														
1	2	3	4	5	6	8 = (4+5+6+7)	9	10	11	13 = (9+10+11+12)	14	15	16	17 = (14+15+16+17)	19 = (8-13)	20 = (13 - 18)
MOOE			0.00	0.00	5,364,000.00	5,364,000.00	0.00	0.00	5,364,000.00	5,364,000.00	0.00	0.00	0.00	0.00	0.00	5,364,000.00
SFP	502-24-08-06762	Aug 2024			5,364,000.00	5,364,000.00			5,364,000.00	5,364,000.00				0.00	0.00	5,364,000.00
FE CO					0.00	0.00			0.00	0.00				0.00	0.00	0.00
TAYABAS, QUEZON			17,292,000.00	0.00	8,646,000.00	25,938,000.00	17,292,000.00	0.00	8,646,000.00	25,938,000.00	0.00	17,292,000.00	0.00	17,292,000.00	0.00	8,646,000.00
PS MOOE			17,292,000.00	0.00	8,646,000.00	25,938,000.00	17,292,000.00	0.00	8,646,000.00	25,938,000.00	0.00	17,292,000.00	0.00	17,292,000.00	0.00	8,646,000.00
SOCPEN	502-24-03-00960	3-Mar-24	17,292,000.00			17,292,000.00	17,292,000.00			17,292,000.00		17,292,000.00		17,292,000.00	0.00	0.00
SOCPEN	502-24-09-08415	Sep 2024			8,646,000.00	8,646,000.00			8,646,000.00	8,646,000.00				0.00	0.00	8,646,000.00
FE CO					0.00	0.00			0.00	0.00				0.00	0.00	0.00
TAYSAN, BATANGAS			0.00	13,194,000.00	7,633,800.00	20,827,800.00	0.00	13,194,000.00	7,633,800.00	20,827,800.00	0.00	13,194,000.00	0.00	13,194,000.00	0.00	7,633,800.00
PS MOOE			0.00	13,194,000.00	7,633,800.00	20,827,800.00	0.00	13,194,000.00	7,633,800.00	20,827,800.00	0.00	13,194,000.00	0.00	13,194,000.00	0.00	7,633,800.00
SOCPEN	502-2024-04-02084	2-Apr-24		13,194,000.00		13,194,000.00		13,194,000.00		13,194,000.00		13,194,000.00		13,194,000.00	0.00	0.00
SFP	502-24-08-07055	Aug 2024			1,036,800.00	1,036,800.00			1,036,800.00	1,036,800.00				0.00	0.00	1,036,800.00
SOCPEN	502-24-09-08302	Sep 2024			6,597,000.00	6,597,000.00			6,597,000.00	6,597,000.00				0.00	0.00	6,597,000.00
FE CO					0.00	0.00			0.00	0.00				0.00	0.00	0.00
TAYTAY, RIZAL			0.00	0.00	3,162,600.00	3,162,600.00	0.00	0.00	3,162,600.00	3,162,600.00	0.00	0.00	0.00	0.00	0.00	3,162,600.00
PS MOOE			0.00	0.00	3,162,600.00	3,162,600.00	0.00	0.00	3,162,600.00	3,162,600.00	0.00	0.00	0.00	0.00	0.00	3,162,600.00
SFP	502-24-07-05399	Jul 2024			3,162,600.00	3,162,600.00			3,162,600.00	3,162,600.00				0.00	0.00	3,162,600.00
FE CO					0.00	0.00			0.00	0.00				0.00	0.00	0.00
TERESA, RIZAL			15,090,000.00	0.00	10,160,400.00	25,250,400.00	15,090,000.00	0.00	10,160,400.00	25,250,400.00	0.00	15,090,000.00	0.00	15,090,000.00	0.00	10,160,400.00
PS MOOE			15,090,000.00	0.00	10,160,400.00	25,250,400.00	15,090,000.00	0.00	10,160,400.00	25,250,400.00	0.00	15,090,000.00	0.00	15,090,000.00	0.00	10,160,400.00
SOCPEN	502-2024-02-00800	27-Feb-24	15,090,000.00			15,090,000.00	15,090,000.00			15,090,000.00		15,090,000.00		15,090,000.00	0.00	0.00
SFP	502-24-07-05641	Jul 2024			2,489,400.00	2,489,400.00			2,489,400.00	2,489,400.00				0.00	0.00	2,489,400.00
SOCPEN	502-24-08-07138	Aug 2024			7,671,000.00	7,671,000.00			7,671,000.00	7,671,000.00				0.00	0.00	7,671,000.00
FE CO					0.00	0.00			0.00	0.00				0.00	0.00	0.00
TERNATE, CAVITE			9,312,000.00	0.00	4,656,000.00	13,968,000.00	9,312,000.00	0.00	4,656,000.00	13,968,000.00	0.00	9,312,000.00	0.00	9,312,000.00	0.00	4,656,000.00
PS MOOE			9,312,000.00	0.00	4,656,000.00	13,968,000.00	9,312,000.00	0.00	4,656,000.00	13,968,000.00	0.00	9,312,000.00	0.00	9,312,000.00	0.00	4,656,000.00
SOCPEN	502-2024-03-00947	6-Mar-24	9,312,000.00			9,312,000.00	9,312,000.00			9,312,000.00		9,312,000.00		9,312,000.00	0.00	0.00
SOCPEN					0.00	0.00			0.00	0.00				0.00	0.00	0.00
SOCPEN	502-24-09-07662	Sep 2024			4,656,000.00	4,656,000.00			4,656,000.00	4,656,000.00				0.00	0.00	4,656,000.00

Implementing Agencies and Projects	Obligations						Disbursements (Funds Transferred To)				Liquidations				Unpaid Obligations	Unliquidated Fund Transfers
	Obligation Request and Status		1st Quarter ending March 31	2nd Quarter ending June 30	3rd Quarter ending Sept. 30	Total	1st Quarter ending March 31	2nd Quarter ending June 30	3rd Quarter ending Sept. 30	Total	1st Quarter ending March 31	2nd Quarter ending June 30	3rd Quarter ending Sept. 30	Total		
	Number	Date														
1	2	3	4	5	6	8 = (4+5+6+7)	9	10	11	13 = (9+10+11+12)	14	15	16	18 = (14+15+16+17)	19 = (8-13)	20 = (13 - 18)
FE CO TIANG QUEZON			0.00	17,520,000.00	8,760,000.00	26,280,000.00	0.00	17,520,000.00	8,760,000.00	26,280,000.00	0.00	0.00	17,520,000.00	17,520,000.00	0.00	8,760,000.00
PS MOOE			0.00	17,520,000.00	8,760,000.00	26,280,000.00	0.00	17,520,000.00	8,760,000.00	26,280,000.00	0.00	0.00	17,520,000.00	17,520,000.00	0.00	8,760,000.00
SOCPEN	502-2024-04-02358	2-Apr-24		17,520,000.00		17,520,000.00		17,520,000.00		17,520,000.00			17,520,000.00	17,520,000.00	0.00	0.00
SOCPEN	502-24-08-07149	Aug 2024			8,760,000.00	8,760,000.00			8,760,000.00	8,760,000.00				0.00	0.00	8,760,000.00
FE CO						0.00				0.00				0.00	0.00	0.00
TINGLOY, BATANGAS			0.00	9,114,000.00	486,000.00	9,600,000.00	0.00	9,114,000.00	486,000.00	9,600,000.00	0.00	9,114,000.00	0.00	9,114,000.00	0.00	486,000.00
PS MOOE			0.00	9,114,000.00	486,000.00	9,600,000.00	0.00	9,114,000.00	486,000.00	9,600,000.00	0.00	9,114,000.00	0.00	9,114,000.00	0.00	486,000.00
SOCPEN	502-2024-04-02081	2-Apr-24		9,114,000.00		9,114,000.00		9,114,000.00		9,114,000.00		9,114,000.00		9,114,000.00	0.00	0.00
SFP	502-24-08-07116	Aug 2024			486,000.00	486,000.00			486,000.00	486,000.00				0.00	0.00	486,000.00
FE CO						0.00				0.00				0.00	0.00	0.00
TRECE MARTIRES, CAVITE			0.00	0.00	0.00	0.00	0.00	0.00	0.00	0.00	0.00	0.00	0.00	0.00	0.00	0.00
PS MOOE			0.00	0.00	0.00	0.00	0.00	0.00	0.00	0.00	0.00	0.00	0.00	0.00	0.00	0.00
FE CO						0.00				0.00				0.00	0.00	0.00
TUY, BATANGAS			13,836,000.00	878,400.00	6,918,000.00	21,632,400.00	13,836,000.00	878,400.00	6,918,000.00	21,632,400.00	0.00	13,836,000.00	0.00	13,836,000.00	0.00	7,796,400.00
PS MOOE			13,836,000.00	878,400.00	6,918,000.00	21,632,400.00	13,836,000.00	878,400.00	6,918,000.00	21,632,400.00	0.00	13,836,000.00	0.00	13,836,000.00	0.00	7,796,400.00
SOCPEN	502-24-03-01112	Mar 2024	13,836,000.00			13,836,000.00	13,836,000.00			13,836,000.00		13,836,000.00		13,836,000.00	0.00	0.00
SFP	502-2024-05-03755	29-May-24		878,400.00		878,400.00		878,400.00		878,400.00				0.00	0.00	878,400.00
SOCPEN	502-24-09-07809	Sep 2024			6,918,000.00	6,918,000.00			6,918,000.00	6,918,000.00				0.00	0.00	6,918,000.00
FE CO						0.00				0.00				0.00	0.00	0.00
UNISAN, QUEZON			0.00	0.00	0.00	0.00	0.00	0.00	0.00	0.00	0.00	0.00	0.00	0.00	0.00	0.00
PS MOOE			0.00	0.00	0.00	0.00	0.00	0.00	0.00	0.00	0.00	0.00	0.00	0.00	0.00	0.00
FE CO						0.00				0.00				0.00	0.00	0.00
VICTORIA LAGUNA			9,120,000.00	0.00	5,879,400.00	14,999,400.00	9,120,000.00	0.00	5,879,400.00	14,999,400.00	0.00	9,120,000.00	0.00	9,120,000.00	0.00	5,879,400.00
PS MOOE			9,120,000.00	0.00	5,879,400.00	14,999,400.00	9,120,000.00	0.00	5,879,400.00	14,999,400.00	0.00	9,120,000.00	0.00	9,120,000.00	0.00	5,879,400.00

Implementing Agencies and Projects	Obligations						Disbursements (Funds Transferred To)				Liquidations				Unpaid Obligations	Unliquidated Fund Transfers
	Obligation Request and Status		1st Quarter ending March 31	2nd Quarter ending June 30	3rd Quarter ending Sept. 30	Total	1st Quarter ending March 31	2nd Quarter ending June 30	3rd Quarter ending Sept. 30	Total	1st Quarter ending March 31	2nd Quarter ending June 30	3rd Quarter ending Sept. 30	Total		
	Number	Date														
1	2	3	4	5	6	8 = (4+5+6+7)	9	10	11	13 = (9+10+11+12)	14	15	16	18 = (14+15+16+17)	19 = (8-13)	20 = (13 - 18)
SOCPEN	502-2024-02-00797	27-Feb-24	9,120,000.00			9,120,000.00	9,120,000.00			9,120,000.00		9,120,000.00		9,120,000.00	0.00	0.00
SFP	502-24-07-05637	Jul 2024			1,319,400.00	1,319,400.00			1,319,400.00	1,319,400.00				0.00	0.00	1,319,400.00
SOCPEN FE CO	502-24-08-07219	Aug 2024			4,560,000.00	4,560,000.00			4,560,000.00	4,560,000.00				0.00	0.00	4,560,000.00
GRAND TOTAL			777,367,500.00	852,684,200.00	862,710,000.00	2,492,751,700.00	777,367,500.00	852,684,200.00	862,710,000.00	2,492,751,700.00	24,964,000.00	850,644,000.00	583,947,500.00	1,459,545,500.00	-	1,033,206,200.00
PS MOOE FE CO			777,357,500.00	852,684,200.00	862,710,000.00	2,492,751,700.00	777,357,500.00	852,684,200.00	862,710,000.00	2,492,751,700.00	24,954,000.00	850,644,000.00	583,947,500.00	1,459,545,500.00	-	1,033,206,200.00

Certified Correct:


 JOSEFINA R. OLIVA
 Regional Accountant
 Date:

Recommending Approval:


 LENNICO P. ARANTE
 OIC-Division Chief, FMD
 Date:

Approved by:


 BARRY R. CHUA, MD
 Regional Director
 Date:

STATEMENT OF OBLIGATIONS, DISBURSEMENTS, LIQUIDATIONS AND BALANCES for INTER-AGENCY FUND TRANSFERS
As of the Quarter Ending September 30, 2024

FAR 1-C

Department: Department of Social Welfare and Development
Agency : Field Office MIMAROPA
Operating Unit : All
Organization Code (UACS): 200010000000
Funding Source Code: 01 Regular Agency Fund

X	Current Year Appropriations
	Supplemental Appropriations
	Continuing Appropriations

Implementing Agencies and Projects	Obligations				Disbursements (Funds Transferred to)				Liquidations				Unpaid Obligations	Unliquidated Fund Transfers		
	Obligation Request and Status		1st Quarter ending March 31	2nd Quarter ending June 30	3rd Quarter ending Sept. 30	Total	1st Quarter ending March 31	2nd Quarter ending June 30	3rd Quarter ending Sept. 30	Total	1st Quarter ending March 31	2nd Quarter ending June 30			3rd Quarter ending Sept. 30	Total
	Number	Date	6.00	7.00	8	10	11.00	12.00	13.00	15.00	16.00	17.00			18.00	20.00
DUE FROM NGA'S																
FO IVB																
PHILIPPINE CARABAO CENTER - TRUST PCAARRD			0.00	0.00	16,876,440.00	16,876,440.00	0.00	0.00	16,876,440.00	16,876,440.00	0.00	0.00	0.00	0.00	0.00	16,876,440.00
TO TRANSFER OF FUNDS TO PHILIPPINE CARABAO CENTER FOR THE IMPLEMENTATION OF 14TH CYCLE MILK FEEDING PROGRAM	02-101101-2024-08-5185	08/05/2024			16,876,440.00	16,876,440.00			16,876,440.00	16,876,440.00				0.00	0.00	16,876,440.00
FO MIMAROPA LGUs																
MOOE																
			700,726,000.00	63,086,831.00	-464,664,000.00	1,228,476,831.00	322,402,000.00	440,720,895.10	294,158,000.00	1,057,280,895.10	4,446,000.00	353,892,000.00	316,924,000.00	675,262,000.00	171,195,935.90	382,016,895.10
Abra de Ilog, Occidental Mindoro			13,764,000.00	2,400,000.00	13,764,000.00	29,928,000.00	13,764,000.00	2,400,000.00	13,764,000.00	29,928,000.00	0.00	13,764,000.00	0.00	13,764,000.00	0.00	16,164,000.00
Occidental Mindoro: TO TRANSFER OF FUND INTENDED FOR SOCIAL PENSION BENEFICIARIES OF ABRA DE ILOG Occidental Mindoro CY 2024	02-101101-2024-01-0229	1/31/2024	13,764,000.00			13,764,000.00	13,764,000.00			13,764,000.00		13,764,000.00		13,764,000.00	0.00	0.00
REQUEST FOR FUND RELEASE FOR CONCRETING OF BARANGAY ACCESS ROAD IN BARANGAY UDALO, ABRA DE ILOG Occidental Mindoro	02-101101-2024-06-3925	06/19/2024		1,200,000.00		1,200,000.00		1,200,000.00		1,200,000.00				0.00	0.00	1,200,000.00
REQUEST FOR FUND RELEASE FOR IMPROVEMENT OF 1 UNIT 3-CLASSROOM ELEMENTARY SCHOOL BUILDING IN BARANGAY WAWA, ABRA DE ILOG Occidental Mindoro	02-101101-2024-06-3924	06/19/2024		1,200,000.00		1,200,000.00		1,200,000.00		1,200,000.00				0.00	0.00	1,200,000.00
Occidental Mindoro: TO FUND TRANSFER INTENDED FOR SOCIAL PENSION BENEFICIARIES 2ND SEMESTER (3RD-4TH QTR) CY 2024 IN Occidental Mindoro	02-101101-2024-07-4940	07/26/2024			13,764,000.00	13,764,000.00			13,764,000.00	13,764,000.00				0.00	0.00	13,764,000.00
Baco, Oriental Mindoro			16,074,000.00	1,200,000.00	0.00	17,274,000.00	16,074,000.00	1,198,604.00	0.00	17,272,604.00	0.00	16,074,000.00	0.00	16,074,000.00	1,396.00	1,198,604.00
Oriental Mindoro: TO TRANSFER OF FUND INTENDED FOR SOCIAL PENSION BENEFICIARIES OF BACO ORIENTAL MINDORO 1ST SEM CY 2024	02-101101-2024-02-0640	02/19/2024	16,074,000.00			16,074,000.00	16,074,000.00			16,074,000.00		16,074,000.00		16,074,000.00	0.00	0.00
REQUEST FOR FUND RELEASE FOR CONSTRUCTION OF 1 UNIT CLASSROOM HIGH SCHOOL IN BRGY BARAS, BACO ORIENTAL MINDORO	02-101101-2024-06-3714	06/11/2024		1,200,000.00		1,200,000.00		1,198,604.00		1,198,604.00				0.00	1,396.00	1,198,604.00
Balabac, Palawan			11,598,000.00	0.00	0.00	11,598,000.00	11,598,000.00	0.00	0.00	11,598,000.00	0.00	0.00	11,178,000.00	11,178,000.00	0.00	420,000.00
Palawan: TO FUND TRANSFER INTENDED FOR SOCIAL PENSION BENEFICIARIES 1ST SEMESTER 2024	02-101101-2024-02-0431	02/12/2024	11,598,000.00			11,598,000.00	11,598,000.00			11,598,000.00			11,178,000.00	11,178,000.00	0.00	420,000.00
Bansud, Oriental Mindoro			20,574,000.00	0.00	0.00	20,574,000.00	20,574,000.00	0.00	0.00	20,574,000.00	0.00	20,574,000.00	0.00	20,574,000.00	0.00	0.00
Oriental Mindoro: TO TRANSFER OF FUND INTENDED FOR SOCIAL PENSION BENEFICIARIES OF BANSUD ORIENTAL MINDORO CY 2024	02-101101-2024-01-0231	02/01/2024	20,574,000.00			20,574,000.00	20,574,000.00			20,574,000.00		20,574,000.00		20,574,000.00	0.00	0.00
Banton, Romblon			4,446,000.00	0.00	0.00	4,446,000.00	4,446,000.00	0.00	0.00	4,446,000.00	4,446,000.00	0.00	0.00	4,446,000.00	0.00	0.00
Romblon: TO FUND TRANSFER INTENDED FOR SOCIAL PENSION BENEFICIARIES 1ST SEMESTER 2024	02-101101-2024-02-0283	02/01/2024	4,446,000.00			4,446,000.00	4,446,000.00			4,446,000.00	4,446,000.00			4,446,000.00	0.00	0.00
Batanga, Palawan			17,406,000.00	0.00	0.00	17,406,000.00	0.00	17,406,000.00	0.00	17,406,000.00	0.00	0.00	17,406,000.00	17,406,000.00	0.00	0.00
Palawan: TO FUND TRANSFER INTENDED FOR SOCIAL PENSION BENEFICIARIES 1ST SEMESTER 2024	02-101101-2024-02-0753	02/23/2024	17,406,000.00			17,406,000.00		17,406,000.00		17,406,000.00			17,406,000.00	17,406,000.00	0.00	0.00
Bongabong, Oriental Mindoro			0.00	2,400,000.00	25,104,000.00	27,504,000.00	0.00	2,388,652.00	25,104,000.00	27,492,652.00	0.00	0.00	0.00	0.00	11,348.00	27,492,652.00
REQUEST FOR FUND RELEASE FOR THE PURCHASE OF MEDICAL SUPPLIES, EQUIPMENT AND AMENITIES IN BARANGAY LISAP, BONGABONG ORIENTAL MINDORO	02-101101-2024-06-3868	06/18/2024		800,901.95		800,901.95		797,170.00		797,170.00				0.00	3,731.95	797,170.00
REQUEST FOR FUND RELEASE FOR THE PURCHASE OF E-LEARNING EQUIPMENT IN BARANGAY LISAP, BONGABONG ORIENTAL MINDORO	02-101101-2024-06-3870	06/18/2024		399,098.05		399,098.05		397,270.00		397,270.00				0.00	1,828.05	397,270.00
REQUEST FOR FUND RELEASE FOR CONSTRUCTION OF ONE UNIT STOREY 1 UNIT SCHOOL BUILDING IN BARANGAY HAGAN, BONGABONG ORIENTAL MINDORO	02-101101-2024-06-3869	06/18/2024		1,200,000.00		1,200,000.00		1,194,212.00		1,194,212.00				0.00	5,788.00	1,194,212.00
Oriental Mindoro: TO FUND TRANSFER INTENDED FOR SOCIAL PENSION BENEFICIARIES 2ND SEMESTER 2024	02-101101-2024-08-5232	08/06/2024			25,104,000.00	25,104,000.00			25,104,000.00	25,104,000.00				0.00	0.00	25,104,000.00

STATEMENT OF OBLIGATIONS, DISBURSEMENTS, LIQUIDATIONS AND BALANCES for INTER-AGENCY FUND TRANSFERS
As of the Quarter Ending September 30, 2024

FAR 1-C

Department: Department of Social Welfare and Development
Agency : Field Office MIMAROPA
Operating Unit : All
Organization Code (UACS): 20001000000
Funding Source Code: 01 Regular Agency Fund

X	Current Year Appropriations
	Supplemental Appropriations
	Continuing Appropriations

Implementing Agencies and Projects	Obligations				Disbursements (Funds Transferred To)				Liquidations				Unpaid Obligations	Unliquidated Fund Transfers		
	Obligation Request and Status Number	Date	1st Quarter ending March 31	2nd Quarter ending June 30	3rd Quarter ending Sept. 30	Total	1st Quarter ending March 31	2nd Quarter ending June 30	3rd Quarter ending Sept. 30	Total	1st Quarter ending March 31	2nd Quarter ending June 30			3rd Quarter ending Sept. 30	Total
Bulacao, Oriental Mindoro			14,880,000.00	2,400,000.00	0.00	17,280,000.00	14,880,000.00	2,393,933.02	0.00	17,273,933.02	0.00	14,880,000.00	0.00	14,880,000.00	6,066.98	2,393,933.02
ORIENTAL MINDORO: TO TRANSFER OF FUND INTENDED FOR SOCIAL PENSION BENEFICIARIES OF BULALACAO ORIENTAL MINDORO CY 2024	02-101101-2024-02-0311	02/05/2024	14,880,000.00			14,880,000.00	14,880,000.00			14,880,000.00		14,880,000.00		14,880,000.00	0.00	0.00
REQUEST FOR FUND RELEASE FOR CONSTRUCTION OF EVACUATION CENTER IN BARANGAY NASUCOB, BULALACAO ORIENTAL MINDORO	02-101101-2024-06-3864	06/18/2024		1,200,000.00		1,200,000.00		1,200,000.00		1,200,000.00				0.00	0.00	1,200,000.00
REQUEST FOR FUND RELEASE FOR IMPROVEMENT OF BARANGAY HEALTH CENTER IN BRGY BENI, BULALACAO ORIENTAL MINDORO	02-101101-2024-06-3863	06/18/2024		1,200,000.00		1,200,000.00		1,193,933.02		1,193,933.02				0.00	6,066.98	1,193,933.02
Busuanga, Palawan			10,944,000.00	0.00	0.00	10,944,000.00	10,944,000.00	0.00	0.00	10,944,000.00	0.00	0.00	0.00	10,944,000.00	0.00	0.00
PALAWAN: TO FUND TRANSFER INTENDED FOR SOCIAL PENSION BENEFICIARIES 1ST SEMESTER 2024	02-101101-2024-02-0715	02/21/2024	10,944,000.00			10,944,000.00	10,944,000.00			10,944,000.00				10,944,000.00	0.00	0.00
Calapan City, Oriental Mindoro			48,030,000.00	0.00	0.00	48,030,000.00	0.00	48,030,000.00	0.00	48,030,000.00	0.00	0.00	0.00	48,030,000.00	0.00	0.00
ORIENTAL MINDORO: TO TRANSFER OF FUND INTENDED FOR SOCIAL PENSION BENEFICIARIES OF CALAPAN ORIENTAL MINDORO 1ST SEMESTER CY 2024	02-101101-2024-02-0760	02/23/2024	48,030,000.00			48,030,000.00		48,030,000.00		48,030,000.00				48,030,000.00	0.00	0.00
Calatrava, Romblon			0.00	7,500,000.00	0.00	7,500,000.00	0.00	6,924,948.08	0.00	6,924,948.08	0.00	0.00	0.00	0.00	575,051.92	6,924,948.08
REQUEST FOR FUND RELEASE FOR CONCRETING OF 0.250KM ACCESS ROAD IN BARANGAY PANGANGAHAN, CALATRAVA ROMBLON	02-101101-2024-06-3865	06/18/2024		1,849,480.80		1,849,480.80		1,839,480.80		1,839,480.80				0.00	10,000.00	1,839,480.80
REQUEST FOR FUND RELEASE FOR CONSTRUCTION OF 1 UNIT 2 CLASSROOM HIGH SCHOOL BUILDING IN BARANGAY LINAO, CALATRAVA ROMBLON	02-101101-2024-06-3866	06/18/2024		2,593,577.20		2,593,577.20		2,334,219.48		2,334,219.48				0.00	259,357.72	2,334,219.48
REQUEST FOR FUND RELEASE FOR CONSTRUCTION OF 1 UNIT 2 CLASSROOM INTEGRATED SCHOOL BUILDING IN BARANGAY TALISAY, CALATRAVA ROMBLON	02-101101-2024-06-3867	06/18/2024		3,056,942.00		3,056,942.00		2,751,247.80		2,751,247.80				0.00	305,694.20	2,751,247.80
Calintaan, Occidental Mindoro			13,476,000.00	0.00	13,530,000.00	27,006,000.00	0.00	13,476,000.00	13,530,000.00	27,006,000.00	0.00	0.00	13,476,000.00	13,476,000.00	0.00	13,530,000.00
OCCIDENTAL MINDORO: TO TRANSFER OF FUND INTENDED FOR SOCIAL PENSION BENEFICIARIES OF CALINTAAN OCCIDENTAL MINDORO 1ST SEMESTER CY 2024	02-101101-2024-02-0757	02/23/2024	13,476,000.00			13,476,000.00		13,476,000.00		13,476,000.00				13,476,000.00	0.00	0.00
OCCIDENTAL MINDORO: TO FUND TRANSFER INTENDED FOR SOCIAL PENSION BENEFICIARIES 2ND SEMESTER (3RD AND 4TH QTR) CY 2024 IN OCCIDENTAL MINDORO	02-101101-2024-08-5231	08/06/2024			13,530,000.00	13,530,000.00			13,530,000.00	13,530,000.00				0.00	0.00	13,530,000.00
Concepcion, Romblon			2,682,000.00	0.00	0.00	2,682,000.00	2,682,000.00	0.00	0.00	2,682,000.00	0.00	48,000.00	0.00	48,000.00	0.00	2,634,000.00
ROMBLON: TO FUND TRANSFER INTENDED FOR SOCIAL PENSION BENEFICIARIES 1ST SEMESTER 2024	02-101101-2024-02-0280	02/01/2024	2,682,000.00			2,682,000.00	2,682,000.00			2,682,000.00		48,000.00		48,000.00	0.00	2,634,000.00
Corcuera, Romblon			6,972,000.00	0.00	7,014,000.00	13,986,000.00	6,972,000.00	0.00	7,014,000.00	13,986,000.00	0.00	6,972,000.00	0.00	6,972,000.00	0.00	7,014,000.00
ROMBLON: TO FUND TRANSFER INTENDED FOR SOCIAL PENSION BENEFICIARIES 1ST SEMESTER 2024	02-101101-2024-02-0281	02/01/2024	6,972,000.00			6,972,000.00	6,972,000.00			6,972,000.00		6,972,000.00		6,972,000.00	0.00	7,014,000.00
ROMBLON: TO FUND TRANSFER INTENDED FOR SOCIAL PENSION BENEFICIARIES 3RD-4TH QUARTER	02-101101-2024-07-5041	07/30/2024			7,014,000.00	7,014,000.00			7,014,000.00	7,014,000.00				0.00	0.00	7,014,000.00
Coron, Palawan			15,732,000.00	0.00	0.00	15,732,000.00	0.00	15,732,000.00	0.00	15,732,000.00	0.00	0.00	0.00	0.00	0.00	15,732,000.00
PALAWAN: TO FUND TRANSFER INTENDED FOR SOCIAL PENSION BENEFICIARIES 1ST SEMESTER 2024	02-101101-2024-03-1281	03/12/2024	15,732,000.00			15,732,000.00		15,732,000.00		15,732,000.00				0.00	0.00	15,732,000.00
Cullion, Palawan			6,882,000.00	0.00	0.00	6,882,000.00	6,882,000.00	0.00	0.00	6,882,000.00	0.00	0.00	0.00	204,000.00	0.00	6,678,000.00
PALAWAN: TO FUND TRANSFER INTENDED FOR SOCIAL PENSION BENEFICIARIES 1ST SEMESTER 2024	02-101101-2024-02-0755	02/23/2024	6,882,000.00			6,882,000.00	6,882,000.00			6,882,000.00				204,000.00	0.00	6,678,000.00
Cuyo, Palawan			10,314,000.00	0.00	10,410,000.00	20,724,000.00	0.00	10,314,000.00	0.00	10,314,000.00	0.00	10,134,000.00	180,000.00	10,314,000.00	0.00	0.00
PALAWAN: TO FUND TRANSFER INTENDED FOR SOCIAL PENSION BENEFICIARIES 1ST SEMESTER 2024	02-101101-2024-02-0761	02/23/2024	10,314,000.00			10,314,000.00		10,314,000.00		10,314,000.00		10,134,000.00	180,000.00	10,314,000.00	0.00	0.00
PALAWAN: TO FUND TRANSFER INTENDED FOR SOC PEN BENEFICIARIES 1ST-2ND SEMESTER CY 2024	02-101101-2024-09-6813	09/25/2024			10,410,000.00	10,410,000.00				0.00				0.00	10,410,000.00	0.00
Ferrol, Romblon			4,704,000.00	0.00	4,746,000.00	9,450,000.00	4,704,000.00	0.00	4,746,000.00	9,450,000.00	0.00	4,704,000.00	0.00	4,704,000.00	0.00	4,746,000.00

STATEMENT OF OBLIGATIONS, DISBURSEMENTS, LIQUIDATIONS AND BALANCES for INTER-AGENCY FUND TRANSFERS
As of the Quarter Ending September 30, 2024

FAR 1-C

Department: Department of Social Welfare and Development
Agency : Field Office MIMAROPA
Operating Unit : All
Organization Code (UACS): 200010000000
Funding Source Code: 01 Regular Agency Fund

X	Current Year Appropriations
	Supplemental Appropriations
	Continuing Appropriations

Implementing Agencies and Projects	Obligations						Disbursements (Funds Transferred To)				Liquidations				Unpaid Obligations	Unliquidated Fund Transfers
	Obligation Request and Status Number	Date	1st Quarter ending March 31	2nd Quarter ending June 30	3rd Quarter ending Sept. 30	Total	1st Quarter ending March 31	2nd Quarter ending June 30	3rd Quarter ending Sept. 30	Total	1st Quarter ending March 31	2nd Quarter ending June 30	3rd Quarter ending Sept. 30	Total		
ROMBLON: TO FUND TRANSFER INTENDED FOR SOCIAL PENSION BENEFICIARIES 1ST SEMESTER 2024	02-101101-2024-02-0282	02/01/2024	4,704,000.00			4,704,000.00	4,704,000.00			4,704,000.00		4,704,000.00		4,704,000.00	0.00	0.00
ROMBLON: TO FUND TRANSFER INTENDED FOR SOCIAL PENSION BENEFICIARIES 3RD-4TH QUARTER AND NO SHOW 1ST SEMESTER	02-101101-2024-07-4938	07/26/2024			4,746,000.00	4,746,000.00			4,746,000.00	4,746,000.00				0.00	0.00	4,746,000.00
Gloria, Oriental Mindoro			26,580,000.00	3,600,000.00	0.00	30,180,000.00	26,580,000.00	3,581,064.00	0.00	30,161,064.00	0.00	26,580,000.00	0.00	26,580,000.00	18,936.00	3,581,064.00
ORIENTAL MINDORO: TO TRANSFER OF FUND INTENDED FOR SOCIAL PENSION BENEFICIARIES OF GLORIA ORIENTAL MINDORO 1ST SEM CY 2024	02-101101-2024-02-0528	02/14/2024	26,580,000.00			26,580,000.00	26,580,000.00			26,580,000.00		26,580,000.00		26,580,000.00	0.00	0.00
REQUEST FOR FUND RELEASE FOR CONSTRUCTION OF ONE UNIT CLASSROOM HIGH SCHOOL BUILDING IN BRGY BUONG LUPA, GLORIA ORIENTAL MINDORO	02-101101-2024-06-3861	06/18/2024		1,200,000.00		1,200,000.00		1,194,421.00		1,194,421.00				0.00	5,579.00	1,194,421.00
REQUEST FOR FUND RELEASE FOR CONSTRUCTION OF ONE UNIT CLASSROOM HIGH SCHOOL BUILDING IN BRGY MANGUYANG, GLORIA ORIENTAL MINDORO	02-101101-2024-06-3862	06/18/2024		1,200,000.00		1,200,000.00		1,194,462.00		1,194,462.00				0.00	5,538.00	1,194,462.00
REQUEST FOR FUND RELEASE FOR CONCRETING OF ACCESS ROAD IN BRGY MALAMIG, GLORIA ORIENTAL MINDORO	02-101101-2024-06-3860	06/18/2024		1,200,000.00		1,200,000.00		1,192,181.00		1,192,181.00				0.00	7,819.00	1,192,181.00
Loco, Occidental Mindoro			6,222,000.00	0.00	6,222,000.00	12,444,000.00	6,222,000.00	0.00	6,222,000.00	12,444,000.00	0.00	6,222,000.00	0.00	6,222,000.00	0.00	6,222,000.00
OCCIDENTAL MINDORO: TO TRANSFER OF FUND INTENDED FOR SOCIAL PENSION BENEFICIARIES OF LOCO OCCIDENTAL MINDORO CY 2024	02-101101-2024-01-0228	01/31/2024	6,222,000.00			6,222,000.00	6,222,000.00			6,222,000.00		6,222,000.00		6,222,000.00	0.00	0.00
OCCIDENTAL MINDORO: TO FUND TRANSFER INTENDED FOR SOCIAL PENSION BENEFICIARIES 2ND SEMESTER (3RD-4TH QUARTER) CY 2024 IN OCCIDENTAL MINDORO	02-101101-2024-09-6775	09/24/2024			6,222,000.00	6,222,000.00		6,222,000.00		6,222,000.00				0.00	0.00	6,222,000.00
Loco, Romblon			13,800,000.00	0.00	13,806,000.00	27,606,000.00	0.00	13,800,000.00	13,806,000.00	27,606,000.00	0.00	13,800,000.00	0.00	13,800,000.00	0.00	13,806,000.00
ROMBLON: TO FUND TRANSFER INTENDED FOR SOCIAL PENSION BENEFICIARIES 1ST SEMESTER 2024	02-101101-2024-02-0434	02/12/2024	13,800,000.00			13,800,000.00		13,800,000.00		13,800,000.00		13,800,000.00		13,800,000.00	0.00	0.00
ROMBLON: TO FUND TRANSFER INTENDED FOR SOCIAL PENSION BENEFICIARIES 3RD-4TH QUARTER CY 2024	02-101101-2024-09-6044	09/05/2024			13,806,000.00	13,806,000.00		13,806,000.00		13,806,000.00				0.00	0.00	13,806,000.00
Lubang, Occidental Mindoro			12,114,000.00	0.00	12,246,000.00	24,360,000.00	12,114,000.00	0.00	12,246,000.00	24,360,000.00	0.00	12,114,000.00	0.00	12,114,000.00	0.00	12,246,000.00
OCCIDENTAL MINDORO: TO TRANSFER OF FUND INTENDED FOR SOCIAL PENSION BENEFICIARIES OF LUBANG, OCCIDENTAL MINDORO 1ST SEM CY 2024	02-101101-2024-02-0864	02/27/2024	12,114,000.00			12,114,000.00	12,114,000.00			12,114,000.00		12,114,000.00		12,114,000.00	0.00	0.00
OCCIDENTAL MINDORO: TO FUND TRANSFER INTENDED FOR SOCIAL PENSION PROGRAM BENEFICIARIES 2ND SEMESTER 2024 AND 1ST SEM NO SHOW	02-101101-2024-08-5230	08/06/2024			12,246,000.00	12,246,000.00		12,246,000.00		12,246,000.00				0.00	0.00	12,246,000.00
Magdiwang, Romblon			8,844,000.00	0.00	0.00	8,844,000.00	8,844,000.00	0.00	0.00	8,844,000.00	0.00	8,844,000.00	0.00	8,844,000.00	0.00	0.00
ROMBLON: TO FUND TRANSFER INTENDED FOR SOCIAL PENSION BENEFICIARIES 1ST SEMESTER 2024	02-101101-2024-02-0312	02/05/2024	8,844,000.00			8,844,000.00	8,844,000.00			8,844,000.00		8,844,000.00		8,844,000.00	0.00	0.00
Magaysay, Occidental Mindoro			16,518,000.00	0.00	16,518,000.00	33,036,000.00	16,518,000.00	0.00	16,518,000.00	33,036,000.00	0.00	16,518,000.00	0.00	16,518,000.00	0.00	16,518,000.00
OCCIDENTAL MINDORO: TO TRANSFER OF FUND INTENDED FOR SOCIAL PENSION BENEFICIARIES OF MAGSAYSAY OCCIDENTAL MINDORO CY 2024	02-101101-2024-02-0310	02/05/2024	16,518,000.00			16,518,000.00	16,518,000.00			16,518,000.00		16,518,000.00		16,518,000.00	0.00	0.00
OCCIDENTAL MINDORO: TO FUND TRANSFER INTENDED FOR SOCIAL PENSION PROGRAM BENEFICIARIES 2ND SEMESTER 2024	02-101101-2024-07-4360	07/04/2024			16,518,000.00	16,518,000.00		16,518,000.00		16,518,000.00				0.00	0.00	16,518,000.00
Mamburao, Occidental Mindoro			15,462,000.00	0.00	0.00	15,462,000.00	0.00	15,462,000.00	0.00	15,462,000.00	0.00	0.00	0.00	15,462,000.00	0.00	0.00
OCCIDENTAL MINDORO: TO TRANSFER OF FUND INTENDED FOR SOCIAL PENSION BENEFICIARIES OF MAMBURAO OCCIDENTAL MINDORO 1ST SEMESTER CY 2024	02-101101-2024-02-0758	02/23/2024	15,462,000.00			15,462,000.00		15,462,000.00		15,462,000.00				15,462,000.00	0.00	0.00
Mansalay, Oriental Mindoro			0.00	3,158,831.00	0.00	3,158,831.00	0.00	3,141,053.00	0.00	3,141,053.00	0.00	0.00	0.00	0.00	17,778.00	3,141,053.00
REQUEST FOR FUND RELEASE FOR CONCRETING OF BARANGAY ROAD IN BARANGAY STA TERESITA, MANSALAY ORIENTAL MINDORO	02-101101-2024-06-3874	06/18/2024		1,200,000.00		1,200,000.00		1,192,084.00		1,192,084.00				0.00	7,916.00	1,192,084.00

STATEMENT OF OBLIGATIONS, DISBURSEMENTS, LIQUIDATIONS AND BALANCES for INTER-AGENCY FUND TRANSFERS
As of the Quarter Ending September 30, 2024

FAR 1-C

Department: Department of Social Welfare and Development
Agency : Field Office MIMAROPA
Operating Unit : All
Organization Code (UACS): 200010000000
Funding Source Code: 01 Regular Agency Fund

X	Current Year Appropriations
	Supplemental Appropriations
	Continuing Appropriations

Implementing Agency and Project	Obligations				Disbursements (Funds Transferred To)				Liquidations				Unpaid Obligations	Unliquidated Fund Transfers		
	Obligation Request Number	Status Date	1st Quarter ending March 31	2nd Quarter ending June 30	3rd Quarter ending Sept. 30	Total	1st Quarter ending March 31	2nd Quarter ending June 30	3rd Quarter ending Sept. 30	Total	1st Quarter ending March 31	2nd Quarter ending June 30			3rd Quarter ending Sept. 30	Total
REQUEST FOR FUND RELEASE FOR CONCRETING OF BARANGAY ROAD IN BARANGAY PANAYTAYAN, MANSALAY ORIENTAL MINDORO	02-101101-2024-06-3873	06/18/2024		1,958,831.00		1,958,831.00		1,948,969.00		1,948,969.00				0.00	9,862.00	1,948,969.00
Narra, Palawan			29,832,000.00	0.00	0.00	29,832,000.00	0.00	29,832,000.00	0.00	29,832,000.00	0.00	0.00	29,832,000.00	29,832,000.00	0.00	0.00
PALAWAN: TO FUND TRANSFER INTENDED FOR SOCIAL PENSION BENEFICIARIES 1ST SEMESTER 2024	02-101101-2024-02-0714	02/21/2024	29,832,000.00			29,832,000.00		29,832,000.00		29,832,000.00			29,832,000.00	29,832,000.00	0.00	0.00
Naujan, Oriental Mindoro			45,894,000.00	0.00	46,098,000.00	91,992,000.00	45,894,000.00	0.00	46,098,000.00	91,992,000.00	0.00	45,894,000.00	0.00	45,894,000.00	0.00	46,098,000.00
ORIENTAL MINDORO: TO TRANSFER OF FUND INTENDED FOR SOCIAL PENSION BENEFICIARIES OF NAUJAN ORIENTAL MINDORO CY 2024	02-101101-2024-02-0369	02/07/2024	45,894,000.00			45,894,000.00	45,894,000.00			45,894,000.00		45,894,000.00		45,894,000.00	0.00	0.00
ORIENTAL MINDORO: TO FUND TRANSFER INTENDED FOR SOCIAL PENSION BENEFICIARIES 2ND SEMESTER CY 2024 IN ORIENTAL MINDORO	02-101101-2024-08-5234	08/06/2024			46,098,000.00	46,098,000.00			46,098,000.00	46,098,000.00				0.00	0.00	46,098,000.00
Odiongan, Romblon			27,090,000.00	0.00	27,156,000.00	54,246,000.00	27,090,000.00	0.00	27,156,000.00	54,246,000.00	0.00	27,090,000.00	0.00	27,090,000.00	0.00	27,156,000.00
ROMBLON: TO FUND TRANSFER INTENDED FOR SOCIAL PENSION BENEFICIARIES 1ST SEMESTER 2024	02-101101-2024-02-0433	02/12/2024	27,090,000.00			27,090,000.00	27,090,000.00			27,090,000.00		27,090,000.00		27,090,000.00	0.00	0.00
ROMBLON: TO FUND TRANSFER INTENDED FOR SOCIAL PENSION BENEFICIARIES 3RD-4TH QUARTER CY 2024	02-101101-2024-08-5163	08/02/2024			27,156,000.00	27,156,000.00			27,156,000.00	27,156,000.00				0.00	0.00	27,156,000.00
Pinamalayan, Oriental Mindoro			43,902,000.00	0.00	0.00	43,902,000.00	0.00	43,902,000.00	0.00	43,902,000.00	0.00	43,902,000.00	0.00	43,902,000.00	0.00	0.00
ORIENTAL MINDORO: TO TRANSFER OF FUND INTENDED FOR SOCIAL PENSION BENEFICIARIES OF PINAMALAYAN ORIENTAL MINDORO 1ST SEM CY 2024	02-101101-2024-02-0639	02/19/2024	43,902,000.00			43,902,000.00		43,902,000.00		43,902,000.00		43,902,000.00		43,902,000.00	0.00	0.00
Pola, Oriental Mindoro			19,530,000.00	0.00	19,014,000.00	38,544,000.00	19,530,000.00	0.00	19,014,000.00	38,544,000.00	0.00	19,530,000.00	0.00	19,530,000.00	0.00	19,014,000.00
ORIENTAL MINDORO: TO TRANSFER OF FUND INTENDED FOR SOCIAL PENSION BENEFICIARIES OF POLA ORIENTAL MINDORO 1ST SEM CY 2024	02-101101-2024-02-0638	02/19/2024	19,530,000.00			19,530,000.00	19,530,000.00			19,530,000.00		19,530,000.00		19,530,000.00	0.00	0.00
ORIENTAL MINDORO: TO FUND TRANSFER INTENDED FOR SOCIAL PENSION BENEFICIARIES 2ND SEMESTER 2024	02-101101-2024-08-5233	08/06/2024			19,014,000.00	19,014,000.00			19,014,000.00	19,014,000.00				0.00	0.00	19,014,000.00
Provincial Government of Oriental Mindoro, Oriental Mindoro			28,000,000.00	0.00	34,000,000.00	62,000,000.00	28,000,000.00	0.00	0.00	28,000,000.00	0.00	0.00	28,000,000.00	28,000,000.00	34,000,000.00	0.00
ORIENTAL MINDORO: TO TRANSFER OF FUNDS FOR THE IMPLEMENTATION OF FINANCIAL ASSISTANCE TO FAMILIES/INDIVIDUALS IN CRISIS SITUATION UNDER PROTECTIVE SERVICES PROGRAM 2024 FUND IN PROVINCIAL GOVERNMENT OF ORIENTAL MINDORO.	02-101101-2024-03-1259	03/11/2024	28,000,000.00			28,000,000.00	28,000,000.00			28,000,000.00			28,000,000.00	28,000,000.00	0.00	0.00
ORIENTAL MINDORO: TO TRANSFER OF FUNDS TO THE PROVINCIAL LEGAL GOVERNMENT UNIT OF ORIENTAL MINDORO FOR THE IMPLEMENTATION OF FINANCIAL ASSISTANCE TO FAMILIES/INDIVIDUALS WHO ARE IN CRISIS UNDER AICS PROGRAM	02-101101-2024-09-6812	09/25/2024			34,000,000.00	34,000,000.00			0.00	0.00				0.00	34,000,000.00	0.00
Puerto Princessa, Palawan			0.00		81,192,000.00	81,192,000.00	0.00		0.00	0.00	0.00	0.00	0.00	0.00	81,192,000.00	0.00
PALAWAN: TO TRANSFER OF FUND INTENDED FOR SOCIAL PENSION BENEFICIARIES	02-101101-2024-09-6066	09/05/2024			81,192,000.00	81,192,000.00				0.00				0.00	81,192,000.00	0.00
Quezon, Palawan			24,096,000.00	0.00	0.00	24,096,000.00	0.00	24,096,000.00	0.00	24,096,000.00	0.00	0.00	24,096,000.00	24,096,000.00	0.00	0.00
PALAWAN: TO FUND TRANSFER INTENDED FOR SOCIAL PENSION BENEFICIARIES 1ST SEMESTER 2024	02-101101-2024-02-0756	02/23/2024	24,096,000.00			24,096,000.00		24,096,000.00		24,096,000.00			24,096,000.00	24,096,000.00	0.00	0.00
Romblon, Romblon			17,214,000.00	0.00	22,208,000.00	39,422,000.00	0.00	17,214,000.00	22,208,000.00	39,422,000.00	0.00	17,214,000.00	0.00	17,214,000.00	0.00	22,208,000.00
ROMBLON: TO FUND TRANSFER INTENDED FOR SOCIAL PENSION BENEFICIARIES 1ST SEMESTER 2024	02-101101-2024-02-0716	02/21/2024	17,214,000.00			17,214,000.00		17,214,000.00		17,214,000.00		17,214,000.00		17,214,000.00	0.00	0.00
ROMBLON: TO FUND TRANSFER INTENDED FOR SOCIAL PENSION BENEFICIARIES 3RD-4TH CY 2024	02-101101-2024-07-4939	07/26/2024			17,208,000.00	17,208,000.00			17,208,000.00	17,208,000.00				0.00	0.00	17,208,000.00
ROMBLON: TO TRANSFER FUNDS TO THE PROVINCIAL LEGAL GOVERNMENT UNIT OF ROMBLON FOR THE IMPLEMENTATION OF FINANCIAL ASSISTANCE TO FAMILIES/INDIVIDUALS IN CRISIS SITUATION UNDER PROTECTIVE SERVICES PROGRAM FUND	02-101101-2024-07-4847	07/19/2024			5,000,000.00	5,000,000.00			5,000,000.00	5,000,000.00				0.00	0.00	5,000,000.00

STATEMENT OF OBLIGATIONS, DISBURSEMENTS, LIQUIDATIONS AND BALANCES for INTER-AGENCY FUND TRANSFERS
As of the Quarter Ending September 30, 2024

FAR 1-C

Department: Department of Social Welfare and Development
Agency : Field Office MIMAROPA
Operating Unit : All
Organization Code (UACS): 200010000000
Funding Source Code: 01 Regular Agency Fund

X	Current Year Appropriations
	Supplemental Appropriations
	Continuing Appropriations

Implementing Agencies and Projects	Obligations				Disbursements (Funds Transferred To)				Liquidations				Unpaid Obligations	Unliquidated Fund Transfers	
	Obligation Request Number	Status Date	1st Quarter ending March 31	2nd Quarter ending June 30	3rd Quarter ending Sept. 30	Total	1st Quarter ending March 31	2nd Quarter ending June 30	3rd Quarter ending Sept. 30	Total	1st Quarter ending March 31	2nd Quarter ending June 30			3rd Quarter ending Sept. 30
Roxas, Palawan			0.00	29,328,000.00	0.00	29,328,000.00	0.00	29,328,000.00	0.00	29,328,000.00	0.00	0.00	0.00	0.00	29,328,000.00
PALAWAN: TO FUND TRANSFER INTENDED FOR SOCIAL PENSION BENEFICIARIES 1ST SEMESTER 2024	02-101101-2024-04-2426	04/24/2024		29,328,000.00		29,328,000.00		29,328,000.00		29,328,000.00				0.00	29,328,000.00
San Agustin, Romblon			12,186,000.00	0.00	12,186,000.00	24,372,000.00	0.00	12,186,000.00	12,186,000.00	24,372,000.00	0.00	0.00	12,186,000.00	12,186,000.00	0.00
ROMBLON: TO FUND TRANSFER INTENDED FOR SOCIAL PENSION BENEFICIARIES	02-101101-2024-02-0885	02/29/2024	12,186,000.00			12,186,000.00		12,186,000.00		12,186,000.00			12,186,000.00	12,186,000.00	0.00
ROMBLON: TO FUND TRANSFER INTENDED FOR SOCIAL PENSION BENEFICIARIES 3RD-4TH QUARTER CY 2024	02-101101-2024-08-5164	08/02/2024			12,186,000.00	12,186,000.00			12,186,000.00	12,186,000.00					0.00
San Andres, Romblon			8,970,000.00	0.00	8,976,000.00	17,946,000.00	8,970,000.00	8,976,000.00	17,946,000.00	0.00	8,970,000.00	0.00	8,970,000.00	0.00	8,976,000.00
ROMBLON: TO FUND TRANSFER INTENDED FOR SOCIAL PENSION BENEFICIARIES 1ST SEMESTER 2024	02-101101-2024-01-0232	02/29/2024	8,970,000.00			8,970,000.00	8,970,000.00		8,970,000.00		8,970,000.00			8,970,000.00	0.00
ROMBLON: TO FUND TRANSFER INTENDED FOR SOCIAL PENSION BENEFICIARIES 3RD-4TH QUARTER CY 2024	02-101101-2024-08-5173	08/05/2024			8,976,000.00	8,976,000.00			8,976,000.00	8,976,000.00					0.00
San Jose, Occidental Mindoro			44,556,000.00	2,400,000.00	44,904,000.00	91,860,000.00	0.00	46,956,000.00	0.00	46,956,000.00	0.00	0.00	44,556,000.00	44,556,000.00	44,904,000.00
OCCIDENTAL MINDORO: TO FUND TRANSFER INTENDED FOR SOCIAL PENSION BENEFICIARIES OF SAN JOSE OCCIDENTAL MINDORO 1ST SEMESTER CY 2024	02-101101-2024-02-0759	02/23/2024	44,556,000.00			44,556,000.00		44,556,000.00		44,556,000.00			44,556,000.00	44,556,000.00	0.00
REQUEST FOR FUND RELEASE FOR PAGTATAYO NG BALAY FAGDAYUNAN AT FANULTULAN IN BARANGAY MONTE CLARO, SAN JOSE OCCIDENTAL MINDORO	02-101101-2024-06-3871	06/18/2024		1,200,000.00		1,200,000.00		1,200,000.00		1,200,000.00				0.00	1,200,000.00
REQUEST FOR FUND RELEASE FOR PAGTATAYO NG BALAY DASUGAN AT TRIPUNAN IN BARANGAY NAIBUAN, SAN JOSE OCCIDENTAL MINDORO	02-101101-2024-06-3872	06/18/2024		1,200,000.00		1,200,000.00		1,200,000.00		1,200,000.00				0.00	1,200,000.00
OCCIDENTAL MINDORO: TO FUND TRANSFER INTENDED FOR SOCIAL PENSION PROGRAM BENEFICIARIES 2ND SEMESTER 2024	02-101101-2024-08-5486	08/15/2024			44,904,000.00	44,904,000.00				0.00				0.00	44,904,000.00
San Jose, Romblon			5,346,000.00	0.00	5,346,000.00	10,692,000.00	5,346,000.00	0.00	5,346,000.00	10,692,000.00	0.00	5,346,000.00	0.00	5,346,000.00	0.00
ROMBLON: TO FUND TRANSFER INTENDED FOR SOCIAL PENSION BENEFICIARIES 1ST SEMESTER 2024	02-101101-2024-02-0432	02/12/2024	5,346,000.00			5,346,000.00	5,346,000.00		5,346,000.00		5,346,000.00			5,346,000.00	0.00
ROMBLON: TO FUND TRANSFER INTENDED FOR SOCIAL PENSION BENEFICIARIES 3RD-4TH QUARTER CY 2024	02-101101-2024-08-5162	08/02/2024			5,346,000.00	5,346,000.00			5,346,000.00	5,346,000.00				0.00	5,346,000.00
Santa Fe, Romblon			9,738,000.00	7,500,000.00	9,834,000.00	27,072,000.00	9,738,000.00	7,446,300.00	9,834,000.00	27,018,300.00	0.00	9,738,000.00	0.00	9,738,000.00	17,280,300.00
ROMBLON: TO FUND TRANSFER INTENDED FOR SOCIAL PENSION BENEFICIARIES 1ST SEMESTER 2024	02-101101-2024-01-0230	03/01/2024	9,738,000.00			9,738,000.00	9,738,000.00		9,738,000.00		9,738,000.00			9,738,000.00	0.00
REQUEST FOR FUND RELEASE FOR CONCRETING OF ACCESS ROAD IN BRGY AGMANIC, SANTA FE ROMBLON	02-101101-2024-06-3650	06/10/2024		819,848.57		819,848.57		811,580.00		811,580.00				0.00	811,580.00
REQUEST FOR FUND RELEASE FOR CONCRETING OF ACCESS ROAD IN BARANGAY TABUGON, SANTA FE ROMBLON	02-101101-2024-06-3658	06/10/2024		825,963.22		825,963.22		822,925.00		822,925.00				0.00	822,925.00
REQUEST FOR FUND RELEASE FOR CONCRETING OF ACCESS ROAD IN BARANGAY MAT-I, SANTA FE ROMBLON	02-101101-2024-06-3657	06/10/2024		814,766.82		814,766.82		808,515.00		808,515.00				0.00	808,515.00
REQUEST FOR FUND RELEASE FOR CONCRETING OF ACCESS ROAD IN BARANGAY GUINTIGBASAN, SANTA FE ROMBLON	02-101101-2024-06-3654	06/10/2024		852,354.32		852,354.32		845,760.00		845,760.00				0.00	845,760.00
REQUEST FOR FUND RELEASE FOR CONCRETING OF ACCESS ROAD IN BARANGAY GUINIBIRAYAN, SANTA FE ROMBLON	02-101101-2024-06-3652	06/10/2024		850,705.02		850,705.02		842,500.00		842,500.00				0.00	842,500.00
REQUEST FOR FUND RELEASE FOR CONCRETING OF ACCESS ROAD IN BARANGAY CANYAWO, SANTA FE ROMBLON	02-101101-2024-06-3653	06/10/2024		858,448.31		858,448.31		851,845.00		851,845.00				0.00	851,845.00
REQUEST FOR FUND RELEASE FOR CONCRETING OF ACCESS ROAD IN BARANGAY DANAQ SUR, SANTA FE ROMBLON	02-101101-2024-06-3651	06/10/2024		824,553.83		824,553.83		819,550.00		819,550.00				0.00	819,550.00
REQUEST FOR FUND RELEASE FOR CONCRETING OF ACCESS ROAD IN BARANGAY PANDAN, SANTA FE ROMBLON	02-101101-2024-06-3656	06/10/2024		811,814.89		811,814.89		808,335.00		808,335.00				0.00	808,335.00
REQUEST FOR FUND RELEASE FOR CONCRETING OF ACCESS ROAD IN BARANGAY DANAQ NORTE, SANTA FE ROMBLON	02-101101-2024-06-3655	06/10/2024		841,545.02		841,545.02		835,290.00		835,290.00				0.00	835,290.00
ROMBLON: TO FUND TRANSFER INTENDED FOR SOCIAL PENSION BENEFICIARIES 3RD-4TH QUARTER	02-101101-2024-08-5172	08/05/2024			9,834,000.00	9,834,000.00				9,834,000.00				0.00	9,834,000.00
Sofronio Espanola, Palawan			15,780,000.00	0.00	0.00	15,780,000.00	0.00	15,780,000.00	0.00	15,780,000.00	0.00	0.00	15,780,000.00	15,780,000.00	0.00

STATEMENT OF OBLIGATIONS, DISBURSEMENTS, LIQUIDATIONS AND BALANCES for INTER-AGENCY FUND TRANSFERS
As of the Quarter Ending September 30, 2024

FAR 1-C

Department: Department of Social Welfare and Development
Agency : Field Office MIMAROPA
Operating Unit : All
Organization Code (UACS): 20001000000
Funding Source Code: 01 Regular Agency Fund

X	Current Year Appropriations
	Supplemental Appropriations
	Continuing Appropriations

Implementing Agencies and Projects	Obligations				Disbursements (Funds Transferred To)				Liquidations				Unpaid Obligations	Unliquidated Fund Transfers		
	Obligation Request Number	Status Date	1st Quarter ending March 31	2nd Quarter ending June 30	3rd Quarter ending Sept. 30	Total	1st Quarter ending March 31	2nd Quarter ending June 30	3rd Quarter ending Sept. 30	Total	1st Quarter ending March 31	2nd Quarter ending June 30			3rd Quarter ending Sept. 30	Total
PALAWAN: TO FUND TRANSFER INTENDED FOR SOCIAL PENSION BENEFICIARIES 1ST SEMESTER 2024	02-101101-2024-02-0754	02/23/2024	15,780,000.00			15,780,000.00		15,780,000.00		15,780,000.00			15,780,000.00	15,780,000.00	0.00	0.00
Sta. Cruz, Marinduque			29,952,000.00		0.00	29,952,000.00	0.00	29,952,000.00	0.00	29,952,000.00	0.00	0.00	29,952,000.00	29,952,000.00	0.00	0.00
MARINDUQUE: TO TRANSFER OF FUND INTENDED FOR SOCIAL PENSION BENEFICIARIES	02-101101-2024-03-0964	03/01/2024	29,952,000.00			29,952,000.00		29,952,000.00		29,952,000.00			29,952,000.00	29,952,000.00	0.00	0.00
Sta. Maria, Romblon			4,980,000.00		0.00	4,980,000.00	4,980,000.00	0.00	4,980,000.00	9,960,000.00	0.00	4,980,000.00	0.00	4,980,000.00	0.00	4,980,000.00
ROMBLON: TO FUND TRANSFER INTENDED FOR SOCIAL PENSION BENEFICIARIES 1ST SEMESTER 2024	02-101101-2024-02-0284	02/01/2024	4,980,000.00			4,980,000.00	4,980,000.00		4,980,000.00	4,980,000.00		4,980,000.00		4,980,000.00	0.00	0.00
ROMBLON: TO FUND TRANSFER INTENDED FOR SOCIAL PENSION BENEFICIARIES 3RD-4TH QUARTER CY 2024	02-101101-2024-09-6045	09/05/2024			4,980,000.00	4,980,000.00			4,980,000.00	4,980,000.00			4,980,000.00	0.00	0.00	4,980,000.00
Tortios, Marinduque			15,642,000.00		0.00	15,642,000.00	0.00	15,642,000.00	0.00	15,642,000.00	0.00	0.00	15,642,000.00	15,642,000.00	0.00	0.00
MARINDUQUE: TO TRANSFER OF FUND INTENDED FOR SOCIAL PENSION BENEFICIARIES	02-101101-2024-03-1173	03/07/2024	15,642,000.00			15,642,000.00		15,642,000.00		15,642,000.00			15,642,000.00	15,642,000.00	0.00	0.00
Victoria, Oriental Mindoro			0.00	1,200,000.00		25,410,000.00	0.00	1,194,341.00	25,410,000.00	26,604,341.00	0.00	0.00	0.00	0.00	5,659.00	26,604,341.00
REQUEST FOR FUND RELEASE FOR CONSTRUCTION OF BALAY PINAGBIHAN IN BRGY VILLA CERVEZA, VICTORIA ORIENTAL MINDORO	02-101101-2024-06-3713	06/11/2024		1,200,000.00		1,200,000.00		1,194,341.00		1,194,341.00				0.00	5,659.00	1,194,341.00
ORIENTAL MINDORO: TO FUND TRANSFER INTENDED FOR SOCIAL PENSION BENEFICIARIES 2ND SEMESTER CY 2024 IN ORIENTAL MINDORO	02-101101-2024-08-5161	08/07/2024			25,410,000.00	25,410,000.00			25,410,000.00	25,410,000.00			25,410,000.00	0.00	0.00	25,410,000.00
GRAND TOTAL			700,726,000.00	63,086,831.00	481,540,440.00	1,245,252,270.00	322,402,000.00	440,720,895.10	311,034,440.00	1,074,157,335.10	4,446,000.00	353,892,000.00	316,924,000.00	675,262,000.00	171,195,935.90	348,897,535.10
PS																
MDOE			700,726,000.00	63,086,831.00	481,540,440.00	1,245,252,270.00	322,402,000.00	440,720,895.10	311,034,440.00	1,074,157,335.10	4,446,000.00	353,892,000.00	316,924,000.00	675,262,000.00	171,195,935.90	348,897,535.10
FE																
CO																


Certified Correct:


HERBERT L. RODRIGO
Administrative Officer V/ Budget - Section Head
Date:


Certified Correct:


REYNOLD WILBERT L. TONGDO
Accountant III / Accounting - Section Head
Date:

Recommending Approval:


TERESITA L. VALENTINO
Assistant Regional Director for Administration
Date:

Approved:


LEONARDO C. RETNOSO, CESO III
Regional Director
Date: 10-10-24

STATEMENT OF OBLIGATIONS, DISBURSEMENTS, LIQUIDATIONS AND BALANCES for INTER-AGENCY FUND TRANSFERS
As of the Quarter Ending September 30, 2024

FAR 1-C

Department: Department of Social Welfare and Development
Agency : Office of the Secretary
Operating Unit : All

X	Current Year Appropriations
	Supplemental Appropriations
	Continuing Appropriations

Organization Code (UACS): 200010000000
Funding Source Code: 01 Regular Agency Fund

Implementing Agencies and Projects	Obligation Request and Status		Obligations					Disbursements (Funds Transferred To)					Liquidations					Unpaid Obligations	Unliquidated Fund Transfers
	Number	Date	1st Quarter ending March 31	2nd Quarter ending June 30	3rd Quarter ending Sept. 30	4th Quarter ending Dec. 31	Total	1st Quarter ending March 31	2nd Quarter ending June 30	3rd Quarter ending Sept. 30	4th Quarter ending Dec. 31	Total	1st Quarter ending March 31	2nd Quarter ending June 30	3rd Quarter ending Sept. 30	4th Quarter ending Dec. 31	Total		
FO V	-		618,830,000.00	1,234,873,050.00	776,845,650.00	-	2,631,548,700.00	521,786,000.00	1,307,142,850.00	674,085,850.00	-	2,503,014,700.00	-	306,574,000.00	1,084,574,890.00	-	1,391,148,890.00	128,534,000.00	1,111,865,810.00
LGU - CABUSAO			7,410,000.00	1,232,400.00	4,300,800.00	-	12,943,200.00	7,410,000.00	1,232,400.00	4,300,800.00	-	12,943,200.00	-	7,407,000.00	1,232,400.00	-	8,639,400.00	-	4,303,800.00
PS																			
MOOE			7,410,000.00	1,232,400.00	4,300,800.00	-	12,943,200.00	7,410,000.00	1,232,400.00	4,300,800.00	-	12,943,200.00	-	7,407,000.00	1,232,400.00	-	8,639,400.00	-	4,303,800.00
SOCPEN	24-03-01420	3/4/2024	7,410,000.00		3,705,000.00		11,115,000.00	7,410,000.00		3,705,000.00		11,115,000.00		7,407,000.00			7,407,000.00	-	3,708,000.00
KKB	24-05-05121	5/24/2024		1,232,400.00			1,232,400.00		1,232,400.00			1,232,400.00			1,232,400.00		1,232,400.00	-	-
SFP	24-07-07959	7/18/2024			595,800.00		595,800.00			595,800.00		595,800.00					595,800.00	-	595,800.00
FE																			
CO																			
LGU - PRIETO DIAZ			11,862,000.00	-	7,283,400.00	-	19,145,400.00	11,862,000.00	-	7,283,400.00	-	19,145,400.00	-	11,631,000.00	-	-	11,631,000.00	-	7,514,400.00
PS																			
MOOE			11,862,000.00	-	7,283,400.00	-	19,145,400.00	11,862,000.00	-	7,283,400.00	-	19,145,400.00	-	11,631,000.00	-	-	11,631,000.00	-	7,514,400.00
SOCPEN	24-03-01421	3/4/2024	11,862,000.00		6,153,000.00		18,015,000.00	11,862,000.00		6,153,000.00		18,015,000.00		11,631,000.00			11,631,000.00	-	6,384,000.00
SFP	24-08-09493	8/15/2024			1,130,400.00		1,130,400.00			1,130,400.00		1,130,400.00					1,130,400.00	-	1,130,400.00
FE																			
CO																			
LGU - AROROY			17,940,000.00	-	15,550,200.00	-	33,490,200.00	17,940,000.00	-	6,055,200.00	-	23,995,200.00	-	-	17,625,000.00	-	17,625,000.00	9,495,000.00	6,370,200.00
PS																			
MOOE			17,940,000.00	-	15,550,200.00	-	33,490,200.00	17,940,000.00	-	6,055,200.00	-	23,995,200.00	-	-	17,625,000.00	-	17,625,000.00	9,495,000.00	6,370,200.00
SOCPEN	24-03-01422	3/4/2024	17,940,000.00		9,495,000.00		27,435,000.00	17,940,000.00				17,940,000.00			17,625,000.00		17,625,000.00	9,495,000.00	315,000.00
SFP	24-09-10256	9/3/2024			6,055,200.00		6,055,200.00			6,055,200.00		6,055,200.00					6,055,200.00	-	6,055,200.00
FE																			
CO																			
LGU - DEL GALLEGO			10,902,000.00	-	7,193,400.00	-	18,095,400.00	10,902,000.00	-	7,193,400.00	-	18,095,400.00	-	10,827,000.00	-	-	10,827,000.00	-	7,268,400.00
PS																			
MOOE			10,902,000.00	-	7,193,400.00	-	18,095,400.00	10,902,000.00	-	7,193,400.00	-	18,095,400.00	-	10,827,000.00	-	-	10,827,000.00	-	7,268,400.00
SOCPEN	24-03-01424	3/4/2024	10,902,000.00		5,523,000.00		16,425,000.00	10,902,000.00		5,523,000.00		16,425,000.00		10,827,000.00			10,827,000.00	-	5,598,000.00
SFP	24-08-09255	8/13/2024			1,670,400.00		1,670,400.00			1,670,400.00		1,670,400.00					1,670,400.00	-	1,670,400.00
FE																			
CO																			
LGU - SANTA MAGDALENA			10,332,000.00	-	6,043,800.00	-	16,375,800.00	10,332,000.00	-	6,043,800.00	-	16,375,800.00	-	10,074,000.00	-	-	10,074,000.00	-	6,301,800.00
PS																			
MOOE			10,332,000.00	-	6,043,800.00	-	16,375,800.00	10,332,000.00	-	6,043,800.00	-	16,375,800.00	-	10,074,000.00	-	-	10,074,000.00	-	6,301,800.00
SOCPEN	24-03-01583	3/6/2024	10,332,000.00		5,412,000.00		15,744,000.00	10,332,000.00		5,412,000.00		15,744,000.00		10,074,000.00			10,074,000.00	-	5,670,000.00
SFP					631,800.00		631,800.00			631,800.00		631,800.00					631,800.00	-	631,800.00
FE																			
CO																			
LGU - CASTILLA			24,900,000.00	-	16,054,200.00	-	40,954,200.00	24,900,000.00	-	16,054,200.00	-	40,954,200.00	-	24,561,000.00	-	-	24,561,000.00	-	16,393,200.00
PS																			
MOOE			24,900,000.00	-	16,054,200.00	-	40,954,200.00	24,900,000.00	-	16,054,200.00	-	40,954,200.00	-	24,561,000.00	-	-	24,561,000.00	-	16,393,200.00

LGU - MABATE CITY			29,286,000.00	7,213,700.00	15,021,000.00	-	51,520,700.00	29,286,000.00	1,129,700.00	21,105,000.00	-	51,520,700.00	-	-	30,304,700.00	-	30,304,700.00	-	21,216,000.00
PS			29,286,000.00	7,213,700.00	15,021,000.00	-	51,520,700.00	29,286,000.00	1,129,700.00	21,105,000.00	-	51,520,700.00	-	-	30,304,700.00	-	30,304,700.00	-	21,216,000.00
MOOE			29,286,000.00	7,213,700.00	15,021,000.00	-	51,520,700.00	29,286,000.00	1,129,700.00	21,105,000.00	-	51,520,700.00	-	-	30,304,700.00	-	30,304,700.00	-	21,216,000.00
SOCPEN	24-03-01761	3/11/2024	29,286,000.00		15,021,000.00		44,307,000.00	29,286,000.00		15,021,000.00		44,307,000.00			29,175,000.00		29,175,000.00		15,132,000.00
KKB	24-05-05204	5/31/2024		1,129,700.00			1,129,700.00		1,129,700.00			1,129,700.00			1,129,700.00		1,129,700.00		-
SFP	24-06-06672	6/27/2024		6,084,000.00			6,084,000.00			6,084,000.00		6,084,000.00							6,084,000.00
FE																			
CO																			
LGU - BALATAN			12,174,000.00	-	1,045,800.00	-	13,219,800.00	12,174,000.00	-	1,045,800.00	-	13,219,800.00	-	-	12,111,000.00	-	12,111,000.00	-	1,108,800.00
PS			12,174,000.00		1,045,800.00		13,219,800.00	12,174,000.00		1,045,800.00		13,219,800.00			12,111,000.00		12,111,000.00		1,108,800.00
MOOE			12,174,000.00		1,045,800.00		13,219,800.00	12,174,000.00		1,045,800.00		13,219,800.00			12,111,000.00		12,111,000.00		1,108,800.00
SOCPEN	24-03-01840	3/13/2024	12,174,000.00				12,174,000.00	12,174,000.00				12,174,000.00			12,111,000.00		12,111,000.00		63,000.00
SFP	24-09-10434	9/4/2024			1,045,800.00		1,045,800.00			1,045,800.00		1,045,800.00							1,045,800.00
FE																			
CO																			
LGU - BARCELONA			12,888,000.00	-	7,720,800.00	-	20,608,800.00	12,888,000.00	-	7,720,800.00	-	20,608,800.00	-	12,396,000.00	-	-	12,396,000.00	-	8,212,800.00
PS			12,888,000.00		7,720,800.00		20,608,800.00	12,888,000.00		7,720,800.00		20,608,800.00		12,396,000.00			12,396,000.00		8,212,800.00
MOOE			12,888,000.00		7,720,800.00		20,608,800.00	12,888,000.00		7,720,800.00		20,608,800.00		12,396,000.00			12,396,000.00		8,212,800.00
SOCPEN	24-03-01841	3/13/2024	12,888,000.00		6,918,000.00		19,806,000.00	12,888,000.00		6,918,000.00		19,806,000.00		12,396,000.00			12,396,000.00		7,410,000.00
SFP	24-08-08914	8/2/2024			802,800.00		802,800.00			802,800.00		802,800.00							802,800.00
FE																			
CO																			
LGU - MAGALLANES			15,090,000.00	1,841,400.00	7,671,000.00	-	24,602,400.00	15,090,000.00	-	9,512,400.00	-	24,602,400.00	-	14,961,000.00	-	-	14,961,000.00	-	9,641,400.00
PS			15,090,000.00	1,841,400.00	7,671,000.00	-	24,602,400.00	15,090,000.00	-	9,512,400.00	-	24,602,400.00	-	14,961,000.00	-		14,961,000.00	-	9,641,400.00
MOOE			15,090,000.00	1,841,400.00	7,671,000.00	-	24,602,400.00	15,090,000.00	-	9,512,400.00	-	24,602,400.00	-	14,961,000.00	-		14,961,000.00	-	9,641,400.00
SOCPEN	24-03-01845	3/13/2024	15,090,000.00		7,671,000.00		22,761,000.00	15,090,000.00		7,671,000.00		22,761,000.00		14,961,000.00			14,961,000.00		7,800,000.00
SFP	24-06-06678	6/27/2024		1,841,400.00			1,841,400.00		1,841,400.00		1,841,400.00								1,841,400.00
FE																			
CO																			
LGU - PIO DURAN			20,850,000.00	-	13,299,000.00	-	34,149,000.00	20,850,000.00	-	13,299,000.00	-	34,149,000.00	-	-	20,829,000.00	-	20,829,000.00	-	13,320,000.00
PS			20,850,000.00		13,299,000.00		34,149,000.00	20,850,000.00		13,299,000.00		34,149,000.00			20,829,000.00		20,829,000.00		13,320,000.00
MOOE			20,850,000.00		13,299,000.00		34,149,000.00	20,850,000.00		13,299,000.00		34,149,000.00			20,829,000.00		20,829,000.00		13,320,000.00
SOCPEN	24-03-01584	3/14/2024	20,850,000.00		10,599,000.00		31,449,000.00	20,850,000.00		10,599,000.00		31,449,000.00			20,829,000.00		20,829,000.00		10,620,000.00
SFP	24-07-07132	7/3/2024			2,700,000.00		2,700,000.00		2,700,000.00		2,700,000.00								2,700,000.00
FE																			
CO																			
LGU - BULA			23,958,000.00	-	14,557,200.00	-	38,515,200.00	23,958,000.00	-	14,557,200.00	-	38,515,200.00	-	23,436,000.00	-	-	23,436,000.00	-	15,079,200.00
PS			23,958,000.00		14,557,200.00		38,515,200.00	23,958,000.00		14,557,200.00		38,515,200.00		23,436,000.00			23,436,000.00		15,079,200.00
MOOE			23,958,000.00		14,557,200.00		38,515,200.00	23,958,000.00		14,557,200.00		38,515,200.00		23,436,000.00			23,436,000.00		15,079,200.00
SOCPEN	24-03-01894	3/14/2024	23,958,000.00		12,435,000.00		36,393,000.00	23,958,000.00		12,435,000.00		36,393,000.00		23,436,000.00			23,436,000.00		12,957,000.00
SFP	24-09-10255	9/3/2024			2,122,200.00		2,122,200.00		2,122,200.00		2,122,200.00								2,122,200.00
FE																			
CO																			
LGU - IRIGA CITY			20,670,000.00	-	14,391,600.00	-	35,061,600.00	20,670,000.00	-	14,391,600.00	-	35,061,600.00	-	19,944,000.00	-	-	19,944,000.00	-	15,117,600.00
PS			20,670,000.00		14,391,600.00		35,061,600.00	20,670,000.00		14,391,600.00		35,061,600.00		19,944,000.00			19,944,000.00		15,117,600.00
MOOE			20,670,000.00		14,391,600.00		35,061,600.00	20,670,000.00		14,391,600.00		35,061,600.00		19,944,000.00			19,944,000.00		15,117,600.00
SOCPEN	24-03-01895	3/14/2024	20,670,000.00		11,049,000.00		31,719,000.00	20,670,000.00		11,049,000.00		31,719,000.00		19,944,000.00			19,944,000.00		11,775,000.00
SFP	24-07-08080	7/22/2024			3,342,600.00		3,342,600.00		3,342,600.00		3,342,600.00								3,342,600.00
FE																			
CO																			
LGU - PAMPLONA			11,886,000.00	-	1,584,000.00	-	13,470,000.00	11,886,000.00	-	1,584,000.00	-	13,470,000.00	-	-	11,877,000.00	-	11,877,000.00	-	1,593,000.00
PS			11,886,000.00		1,584,000.00		13,470,000.00	11,886,000.00		1,584,000.00		13,470,000.00			11,877,000.00		11,877,000.00		1,593,000.00
MOOE			11,886,000.00		1,584,000.00		13,470,000.00	11,886,000.00		1,584,000.00		13,470,000.00			11,877,000.00		11,877,000.00		1,593,000.00

LGU - SAN JACINTO			16,056,000.00	1,135,800.00	-	-	17,191,800.00	16,056,000.00	-	1,135,800.00	-	17,191,800.00	-	-	-	-	-	17,191,800.00	
PS			16,056,000.00	1,135,800.00	-	-	17,191,800.00	16,056,000.00	-	1,135,800.00	-	17,191,800.00	-	-	-	-	-	17,191,800.00	
MOOE			16,056,000.00	1,135,800.00	-	-	17,191,800.00	16,056,000.00	-	1,135,800.00	-	17,191,800.00	-	-	-	-	-	17,191,800.00	
SOCPEN	24-03-02080	3/19/2024	16,056,000.00				16,056,000.00	16,056,000.00				16,056,000.00						16,056,000.00	
SFP	24-06-06674	6/27/2024		1,135,800.00			1,135,800.00		1,135,800.00			1,135,800.00						1,135,800.00	
FE																			
CO																			
LGU - PARACALE			15,240,000.00	-	9,952,200.00	-	25,192,200.00	15,240,000.00	-	9,952,200.00	-	25,192,200.00	-	-	15,219,000.00	-	15,219,000.00	-	9,973,200.00
PS			15,240,000.00	-	9,952,200.00	-	25,192,200.00	15,240,000.00	-	9,952,200.00	-	25,192,200.00	-	-	15,219,000.00	-	15,219,000.00	-	9,973,200.00
MOOE			15,240,000.00	-	9,952,200.00	-	25,192,200.00	15,240,000.00	-	9,952,200.00	-	25,192,200.00	-	-	15,219,000.00	-	15,219,000.00	-	9,973,200.00
SOCPEN	24-03-02081	3/19/2024	15,240,000.00		7,758,000.00		22,998,000.00	15,240,000.00		7,758,000.00		22,998,000.00			15,219,000.00		15,219,000.00		7,779,000.00
SFP	24-08-08913	8/2/2024			2,194,200.00		2,194,200.00		2,194,200.00			2,194,200.00							2,194,200.00
FE																			
CO																			
LGU - SAN MIGUEL			6,846,000.00	500,000.00	4,245,000.00	-	11,591,000.00	6,846,000.00	500,000.00	4,245,000.00	-	11,591,000.00	-	-	6,798,000.00	-	6,798,000.00	-	4,793,000.00
PS			6,846,000.00	500,000.00	4,245,000.00	-	11,591,000.00	6,846,000.00	500,000.00	4,245,000.00	-	11,591,000.00	-	-	6,798,000.00	-	6,798,000.00	-	4,793,000.00
MOOE			6,846,000.00	500,000.00	4,245,000.00	-	11,591,000.00	6,846,000.00	500,000.00	4,245,000.00	-	11,591,000.00	-	-	6,798,000.00	-	6,798,000.00	-	4,793,000.00
SOCPEN	24-03-02083	3/19/2024	6,846,000.00		3,489,000.00		10,335,000.00	6,846,000.00		3,489,000.00		10,335,000.00			6,798,000.00		6,798,000.00		3,537,000.00
PSIF	24-04-03721	4/26/2024		500,000.00			500,000.00		500,000.00			500,000.00							500,000.00
SFP	24-07-06969	7/1/2024			756,000.00		756,000.00		756,000.00			756,000.00							756,000.00
FE																			
CO																			
LGU - LIGAO CITY			21,024,000.00	-	13,728,600.00	-	34,752,600.00	6,000,000.00	15,024,000.00	13,728,600.00	-	34,752,600.00	-	-	20,949,000.00	-	20,949,000.00	-	13,803,600.00
PS			21,024,000.00	-	13,728,600.00	-	34,752,600.00	6,000,000.00	15,024,000.00	13,728,600.00	-	34,752,600.00	-	-	20,949,000.00	-	20,949,000.00	-	13,803,600.00
MOOE			21,024,000.00	-	13,728,600.00	-	34,752,600.00	6,000,000.00	15,024,000.00	13,728,600.00	-	34,752,600.00	-	-	20,949,000.00	-	20,949,000.00	-	13,803,600.00
SOCPEN	24-03-02141	3/20/2024	15,024,000.00		7,686,000.00		22,710,000.00		15,024,000.00	7,686,000.00		22,710,000.00			14,949,000.00		14,949,000.00		7,761,000.00
PSIF	24-03-02326	3/25/2024	6,000,000.00				6,000,000.00	6,000,000.00				6,000,000.00			6,000,000.00		6,000,000.00		
SFP	24-07-06970	7/1/2024			6,042,600.00		6,042,600.00			6,042,600.00		6,042,600.00							6,042,600.00
FE																			
CO																			
LGU - CARAMORAN			12,762,000.00	1,476,000.00	-	-	14,238,000.00	12,762,000.00	-	1,476,000.00	-	14,238,000.00	-	-	-	-	-	-	14,238,000.00
PS			12,762,000.00	1,476,000.00	-	-	14,238,000.00	12,762,000.00	-	1,476,000.00	-	14,238,000.00	-	-	-	-	-	-	14,238,000.00
MOOE			12,762,000.00	1,476,000.00	-	-	14,238,000.00	12,762,000.00	-	1,476,000.00	-	14,238,000.00	-	-	-	-	-	-	14,238,000.00
SOCPEN	24-03-02151	3/20/2024	12,762,000.00				12,762,000.00	12,762,000.00				12,762,000.00							12,762,000.00
SFP	24-06-06675	6/27/2024		1,476,000.00			1,476,000.00			1,476,000.00		1,476,000.00							1,476,000.00
FE																			
CO																			
LGU - BACACAY			18,666,000.00	-	12,959,600.00	-	31,625,600.00	18,666,000.00	-	2,406,600.00	-	21,072,600.00	-	-	17,640,000.00	-	17,640,000.00	10,553,000.00	3,432,600.00
PS			18,666,000.00	-	12,959,600.00	-	31,625,600.00	18,666,000.00	-	2,406,600.00	-	21,072,600.00	-	-	17,640,000.00	-	17,640,000.00	10,553,000.00	3,432,600.00
MOOE			18,666,000.00	-	12,959,600.00	-	31,625,600.00	18,666,000.00	-	2,406,600.00	-	21,072,600.00	-	-	17,640,000.00	-	17,640,000.00	10,553,000.00	3,432,600.00
SOCPEN	24-03-02233	3/21/2024	18,666,000.00		10,553,000.00		29,219,000.00	18,666,000.00				18,666,000.00			17,640,000.00		17,640,000.00	10,553,000.00	1,026,000.00
SFP	24-07-07896	7/17/2024			2,406,600.00		2,406,600.00			2,406,600.00		2,406,600.00							2,406,600.00
FE																			
CO																			
LGU - SAN FERNANDO (MASBATE)			12,708,000.00	-	936,000.00	-	13,644,000.00	-	12,708,000.00	936,000.00	-	13,644,000.00	-	-	-	-	-	-	13,644,000.00
PS			12,708,000.00	-	936,000.00	-	13,644,000.00	-	12,708,000.00	936,000.00	-	13,644,000.00	-	-	-	-	-	-	13,644,000.00
MOOE			12,708,000.00	-	936,000.00	-	13,644,000.00	-	12,708,000.00	936,000.00	-	13,644,000.00	-	-	-	-	-	-	13,644,000.00
SOCPEN	24-03-02234	3/21/2024	12,708,000.00				12,708,000.00		12,708,000.00			12,708,000.00							12,708,000.00
SFP	24-09-11525	9/24/2024			936,000.00		936,000.00			936,000.00		936,000.00							936,000.00
FE																			
CO																			
LGU - MALILIPOT			3,000,000.00	15,804,000.00	9,069,000.00	-	27,873,000.00	3,000,000.00	15,804,000.00	1,062,000.00	-	19,866,000.00	-	-	18,735,000.00	-	18,735,000.00	8,007,000.00	1,131,000.00
PS			3,000,000.00	15,804,000.00	9,069,000.00	-	27,873,000.00	3,000,000.00	15,804,000.00	1,062,000.00	-	19,866,000.00	-	-	18,735,000.00	-	18,735,000.00	8,007,000.00	1,131,000.00
MOOE			3,000,000.00	15,804,000.00	9,069,000.00	-	27,873,000.00	3,000,000.00	15,804,000.00	1,062,000.00	-	19,866,000.00	-	-	18,735,000.00	-	18,735,000.00	8,007,000.00	1,131,000.00

CO																			
LGU - CARAMOAN				17,364,000.00	13,401,600.00		30,765,600.00		17,364,000.00	2,361,600.00		19,725,600.00			17,298,000.00		17,298,000.00	11,040,000.00	2,427,600.00
PS				17,364,000.00	13,401,600.00		30,765,600.00		17,364,000.00	2,361,600.00		19,725,600.00			17,298,000.00		17,298,000.00	11,040,000.00	2,427,600.00
MOOE				17,364,000.00	13,401,600.00		30,765,600.00		17,364,000.00	2,361,600.00		19,725,600.00			17,298,000.00		17,298,000.00	11,040,000.00	2,427,600.00
SOCPEN	24-06-05784	6/10/2024		17,364,000.00	11,040,000.00		28,404,000.00		17,364,000.00			17,364,000.00			17,298,000.00		17,298,000.00	11,040,000.00	66,000.00
SFP	24-06-06675	6/27/2024			2,361,600.00		2,361,600.00			2,361,600.00		2,361,600.00							2,361,600.00
FE																			
CO																			
LGU - CASIGURAN				11,826,000.00	2,379,600.00		14,205,600.00		11,826,000.00	2,379,600.00		14,205,600.00			12,330,240.00		12,330,240.00		1,875,360.00
PS				11,826,000.00	2,379,600.00		14,205,600.00		11,826,000.00	2,379,600.00		14,205,600.00			12,330,240.00		12,330,240.00		1,875,360.00
MOOE				11,826,000.00	2,379,600.00		14,205,600.00		11,826,000.00	2,379,600.00		14,205,600.00			12,330,240.00		12,330,240.00		1,875,360.00
SOCPEN	24-06-05383	6/4/2024		11,826,000.00			11,826,000.00		11,826,000.00			11,826,000.00			11,775,000.00		11,775,000.00		51,000.00
SFP	24-07-07239	7/8/2024			2,379,600.00		2,379,600.00			2,379,600.00		2,379,600.00			555,240.00		555,240.00		1,824,360.00
FE																			
CO																			
LGU - CATAINGAN				14,526,000.00	2,082,600.00		16,608,600.00		14,526,000.00	2,082,600.00		16,608,600.00							16,608,600.00
PS				14,526,000.00	2,082,600.00		16,608,600.00		14,526,000.00	2,082,600.00		16,608,600.00							16,608,600.00
MOOE				14,526,000.00	2,082,600.00		16,608,600.00		14,526,000.00	2,082,600.00		16,608,600.00							16,608,600.00
SOCPEN	24-04-03075	4/17/2024		14,526,000.00			14,526,000.00		14,526,000.00			14,526,000.00							14,526,000.00
SFP	24-07-08617	7/29/2024			2,082,600.00		2,082,600.00			2,082,600.00		2,082,600.00							2,082,600.00
FE																			
CO																			
LGU - CAWAYAN				20,346,000.00	3,745,800.00		24,091,800.00		20,346,000.00	3,745,800.00		24,091,800.00							24,091,800.00
PS				20,346,000.00	3,745,800.00		24,091,800.00		20,346,000.00	3,745,800.00		24,091,800.00							24,091,800.00
MOOE				20,346,000.00	3,745,800.00		24,091,800.00		20,346,000.00	3,745,800.00		24,091,800.00							24,091,800.00
SOCPEN	24-06-05267	6/3/2024		20,346,000.00			20,346,000.00		20,346,000.00			20,346,000.00							20,346,000.00
SFP	24-07-07130	7/3/2024			3,745,800.00		3,745,800.00			3,745,800.00		3,745,800.00							3,745,800.00
FE																			
CO																			
LGU - DAET				17,802,000.00	3,058,200.00		20,860,200.00		17,802,000.00	3,058,200.00		20,860,200.00			17,493,000.00		17,493,000.00		3,367,200.00
PS				17,802,000.00	3,058,200.00		20,860,200.00		17,802,000.00	3,058,200.00		20,860,200.00			17,493,000.00		17,493,000.00		3,367,200.00
MOOE				17,802,000.00	3,058,200.00		20,860,200.00		17,802,000.00	3,058,200.00		20,860,200.00			17,493,000.00		17,493,000.00		3,367,200.00
SOCPEN	24-06-05261	6/3/2024		17,802,000.00			17,802,000.00		17,802,000.00			17,802,000.00			17,493,000.00		17,493,000.00		309,000.00
SFP	24-09-10258	9/3/2024			3,058,200.00		3,058,200.00			3,058,200.00		3,058,200.00							3,058,200.00
FE																			
CO																			
LGU - ESPERANZA				10,740,000.00	936,000.00		11,676,000.00		10,740,000.00	936,000.00		11,676,000.00							11,676,000.00
PS				10,740,000.00	936,000.00		11,676,000.00		10,740,000.00	936,000.00		11,676,000.00							11,676,000.00
MOOE				10,740,000.00	936,000.00		11,676,000.00		10,740,000.00	936,000.00		11,676,000.00							11,676,000.00
SOCPEN	24-05-0414	5/7/2024		10,740,000.00			10,740,000.00		10,740,000.00			10,740,000.00							10,740,000.00
SFP	24-09-10853	9/12/2024			936,000.00		936,000.00			936,000.00		936,000.00							936,000.00
FE																			
CO																			
LGU - GAINZA				5,496,000.00	3,196,800.00		8,692,800.00		5,496,000.00	3,196,800.00		8,692,800.00			5,484,000.00		5,484,000.00		3,208,800.00
PS				5,496,000.00	3,196,800.00		8,692,800.00		5,496,000.00	3,196,800.00		8,692,800.00			5,484,000.00		5,484,000.00		3,208,800.00
MOOE				5,496,000.00	3,196,800.00		8,692,800.00		5,496,000.00	3,196,800.00		8,692,800.00			5,484,000.00		5,484,000.00		3,208,800.00
SOCPEN	24-06-05462	6/5/2024		5,496,000.00	2,772,000.00		8,268,000.00		5,496,000.00	2,772,000.00		8,268,000.00			5,484,000.00		5,484,000.00		2,784,000.00
SFP	24-07-07960	7/18/2024			424,800.00		424,800.00			424,800.00		424,800.00							424,800.00
FE																			
CO																			
LGU - GARCHITORENA				12,252,000.00	8,325,600.00		20,577,600.00		12,252,000.00	1,533,600.00		13,785,600.00			11,667,000.00		11,667,000.00	6,792,000.00	2,118,600.00

PS MOOE SOCPEN SFP	24-05-04423 24-09-11524	5/13/2024 9/24/2024	-	12,252,000.00 12,252,000.00	8,325,600.00 6,792,000.00 1,533,600.00	-	20,577,600.00 19,044,000.00 1,533,600.00	-	12,252,000.00 12,252,000.00	1,533,600.00 1,533,600.00	-	13,785,600.00 12,252,000.00 1,533,600.00	-	-	11,667,000.00 11,667,000.00	-	11,667,000.00 11,667,000.00	6,792,000.00 6,792,000.00	2,118,600.00 585,000.00 1,533,600.00
FE CO																			
LGU - GIGMOTO			-	4,992,000.00	2,005,800.00	-	6,997,800.00	-	4,992,000.00	2,005,800.00	-	6,997,800.00	-	-	4,914,000.00	-	4,914,000.00	-	2,083,800.00
PS MOOE SOCPEN SFP PSIF	24-04-03654 24-07-08084 24-08-08993	4/26/2024 7/22/2024 8/6/2024	-	4,992,000.00 4,992,000.00	2,005,800.00 505,800.00 1,500,000.00	-	6,997,800.00 4,992,000.00 505,800.00 1,500,000.00	-	4,992,000.00 4,992,000.00	2,005,800.00 505,800.00 1,500,000.00	-	6,997,800.00 4,992,000.00 505,800.00 1,500,000.00	-	-	4,914,000.00 4,914,000.00	-	4,914,000.00 4,914,000.00	-	2,083,800.00 78,000.00 505,800.00 1,500,000.00
FE CO																			
LGU - GOA			-	16,944,000.00	12,091,200.00	-	29,035,200.00	-	16,944,000.00	12,091,200.00	-	29,035,200.00	-	-	16,456,500.00	-	16,456,500.00	-	12,578,700.00
PS MOOE SOCPEN SFP	24-04-03074 24-06-09696	4/17/2024 8/19/2024	-	16,944,000.00 16,944,000.00	12,091,200.00 9,060,000.00 3,031,200.00	-	29,035,200.00 26,004,000.00 3,031,200.00	-	16,944,000.00 16,944,000.00	12,091,200.00 9,060,000.00 3,031,200.00	-	29,035,200.00 26,004,000.00 3,031,200.00	-	-	16,456,500.00 16,456,500.00	-	16,456,500.00 16,456,500.00	-	12,578,700.00 9,547,500.00 3,031,200.00
FE CO																			
LGU - GUBAT			-	23,688,000.00	14,260,200.00	-	37,948,200.00	-	23,688,000.00	14,260,200.00	-	37,948,200.00	-	-	23,673,000.00	-	23,673,000.00	-	14,275,200.00
PS MOOE SOCPEN SFP	24-04-03746 24-07-08079	4/29/2024 7/22/2024	-	23,688,000.00 23,688,000.00	14,260,200.00 12,084,000.00 2,176,200.00	-	37,948,200.00 35,772,000.00 2,176,200.00	-	23,688,000.00 23,688,000.00	14,260,200.00 12,084,000.00 2,176,200.00	-	37,948,200.00 35,772,000.00 2,176,200.00	-	-	23,673,000.00 23,673,000.00	-	23,673,000.00 23,673,000.00	-	14,275,200.00 12,099,000.00 2,176,200.00
FE CO																			
LGU - IROSIN			-	21,034,600.00	13,204,200.00	-	34,238,800.00	-	21,034,600.00	13,204,200.00	-	34,238,800.00	-	-	20,992,600.00	-	20,992,600.00	-	13,246,200.00
PS MOOE SOCPEN KKB SFP	24-04-03073 24-05-04233 24-08-09158	4/17/2024 5/9/2024 8/9/2024	-	21,034,600.00 20,292,000.00 742,600.00	13,204,200.00 10,308,000.00 2,896,200.00	-	34,238,800.00 30,600,000.00 742,600.00 2,896,200.00	-	21,034,600.00 20,292,000.00 742,600.00	13,204,200.00 10,308,000.00 2,896,200.00	-	34,238,800.00 30,600,000.00 742,600.00 2,896,200.00	-	-	20,992,600.00 20,250,000.00 742,600.00	-	20,992,600.00 20,250,000.00 742,600.00	-	13,246,200.00 10,350,000.00 - 2,896,200.00
FE CO																			
LGU - JOSE PANGANIBAN			-	16,585,350.00	-	-	16,585,350.00	-	16,585,350.00	-	-	16,585,350.00	-	-	13,303,350.00	-	13,303,350.00	-	3,282,000.00
PS MOOE SOCPEN KKB	24-04-03131 24-05-05203	4/17/2024 5/31/2024	-	16,585,350.00 15,270,000.00 1,315,350.00	-	-	16,585,350.00 15,270,000.00 1,315,350.00	-	16,585,350.00 15,270,000.00 1,315,350.00	-	-	16,585,350.00 15,270,000.00 1,315,350.00	-	-	13,303,350.00 11,988,000.00 1,315,350.00	-	13,303,350.00 11,988,000.00 1,315,350.00	-	3,282,000.00 3,282,000.00 -
FE CO																			
LGU - JOVELLAR			-	12,894,000.00	6,409,800.00	-	19,303,800.00	-	12,894,000.00	1,054,800.00	-	13,948,800.00	-	-	9,558,000.00	-	9,558,000.00	5,355,000.00	4,390,800.00
PS MOOE PSIF SOCPEN SFP	24-05-04524 24-06-05894 24-08-08998	5/13/2024 6/13/2024 8/7/2024	-	12,894,000.00 3,000,000.00 9,894,000.00	6,409,800.00 3,000,000.00 5,355,000.00 1,054,800.00	-	19,303,800.00 3,000,000.00 15,249,000.00 1,054,800.00	-	12,894,000.00 3,000,000.00 9,894,000.00	1,054,800.00 1,054,800.00	-	13,948,800.00 3,000,000.00 9,894,000.00 1,054,800.00	-	-	9,558,000.00 9,558,000.00	-	9,558,000.00 9,558,000.00	5,355,000.00 5,355,000.00	4,390,800.00 3,000,000.00 336,000.00 1,054,800.00
FE CO																			
LGU - JUBAN			-	16,824,500.00	2,073,600.00	-	18,898,100.00	-	16,824,500.00	2,073,600.00	-	18,898,100.00	-	-	14,877,000.00	-	14,877,000.00	-	4,021,100.00
PS MOOE SOCPEN KKB	24-05-04236 24-06-05761	5/9/2024 6/10/2024	-	16,824,500.00 15,600,000.00 1,224,500.00	2,073,600.00	-	18,898,100.00 15,600,000.00 1,224,500.00	-	16,824,500.00 15,600,000.00 1,224,500.00	2,073,600.00	-	18,898,100.00 15,600,000.00 1,224,500.00	-	-	14,877,000.00 14,877,000.00	-	14,877,000.00 14,877,000.00	-	4,021,100.00 723,000.00 1,224,500.00

LGU - MANITO			-	10,608,000.00	6,363,600.00	-	16,971,600.00	-	10,608,000.00	6,363,600.00	-	16,971,600.00	-	10,542,000.00	-	10,542,000.00	-	6,429,600.00
PS			-	10,608,000.00	6,363,600.00	-	16,971,600.00	-	10,608,000.00	6,363,600.00	-	16,971,600.00	-	10,542,000.00	-	10,542,000.00	-	6,429,600.00
MOOE			-	10,608,000.00	6,363,600.00	-	16,971,600.00	-	10,608,000.00	6,363,600.00	-	16,971,600.00	-	10,542,000.00	-	10,542,000.00	-	6,429,600.00
SOCPEN	24-05-04546	5/14/2024		10,608,000.00	5,406,000.00		16,014,000.00		10,608,000.00	5,406,000.00		16,014,000.00		10,542,000.00		10,542,000.00		5,472,000.00
SFP	24-07-08772	7/30/2024			957,600.00		957,600.00			957,600.00		957,600.00						957,600.00
FE																		
CO																		
LGU - MERCEDES			-	15,420,000.00	-	15,420,000.00	-	15,420,000.00	-	15,420,000.00	-	15,420,000.00	-	15,285,000.00	-	15,285,000.00	-	135,000.00
PS			-	15,420,000.00	-	15,420,000.00	-	15,420,000.00	-	15,420,000.00	-	15,420,000.00	-	15,285,000.00	-	15,285,000.00	-	135,000.00
MOOE			-	15,420,000.00	-	15,420,000.00	-	15,420,000.00	-	15,420,000.00	-	15,420,000.00	-	15,285,000.00	-	15,285,000.00	-	135,000.00
SOCPEN	24-05-04966	5/22/2024		15,420,000.00		15,420,000.00		15,420,000.00		15,420,000.00		15,420,000.00		15,285,000.00		15,285,000.00		135,000.00
FE																		
CO																		
LGU - MILAGROS			-	16,716,000.00	4,555,800.00	-	21,271,800.00	-	16,716,000.00	4,555,800.00	-	21,271,800.00	-	-	-	-	-	21,271,800.00
PS			-	16,716,000.00	4,555,800.00	-	21,271,800.00	-	16,716,000.00	4,555,800.00	-	21,271,800.00	-	-	-	-	-	21,271,800.00
MOOE			-	16,716,000.00	4,555,800.00	-	21,271,800.00	-	16,716,000.00	4,555,800.00	-	21,271,800.00	-	-	-	-	-	21,271,800.00
SOCPEN	24-06-06289	6/24/2024		16,716,000.00		16,716,000.00		16,716,000.00		4,555,800.00		16,716,000.00		-	-	-	-	16,716,000.00
SFP	24-09-10567	9/9/2024			4,555,800.00		4,555,800.00			4,555,800.00		4,555,800.00		-	-	-	-	4,555,800.00
FE																		
CO																		
LGU - MINALABAC			-	11,274,000.00	1,510,200.00	-	12,784,200.00	-	11,274,000.00	1,510,200.00	-	12,784,200.00	-	-	-	-	-	12,784,200.00
PS			-	11,274,000.00	1,510,200.00	-	12,784,200.00	-	11,274,000.00	1,510,200.00	-	12,784,200.00	-	-	-	-	-	12,784,200.00
MOOE			-	11,274,000.00	1,510,200.00	-	12,784,200.00	-	11,274,000.00	1,510,200.00	-	12,784,200.00	-	-	-	-	-	12,784,200.00
SOCPEN	24-06-05556	6/6/2024		11,274,000.00		11,274,000.00		11,274,000.00				11,274,000.00		-	-	-	-	11,274,000.00
SFP	24-09-10852	9/12/2024			1,510,200.00		1,510,200.00			1,510,200.00		1,510,200.00		-	-	-	-	1,510,200.00
FE																		
CO																		
LGU - MONREAL			-	12,048,000.00	1,470,600.00	-	13,518,600.00	-	12,048,000.00	1,470,600.00	-	13,518,600.00	-	-	-	-	-	13,518,600.00
PS			-	12,048,000.00	1,470,600.00	-	13,518,600.00	-	12,048,000.00	1,470,600.00	-	13,518,600.00	-	-	-	-	-	13,518,600.00
MOOE			-	12,048,000.00	1,470,600.00	-	13,518,600.00	-	12,048,000.00	1,470,600.00	-	13,518,600.00	-	-	-	-	-	13,518,600.00
SOCPEN	24-04-02836	4/11/2024		12,048,000.00		12,048,000.00		12,048,000.00				12,048,000.00		-	-	-	-	12,048,000.00
SFP	24-09-10390	9/4/2024			1,470,600.00		1,470,600.00			1,470,600.00		1,470,600.00		-	-	-	-	1,470,600.00
FE																		
CO																		
LGU - NAGA CITY			-	23,542,500.00	5,567,400.00	-	29,109,900.00	-	23,542,500.00	5,567,400.00	-	29,109,900.00	-	1,998,700.00	-	1,998,700.00	-	27,111,200.00
PS			-	23,542,500.00	5,567,400.00	-	29,109,900.00	-	23,542,500.00	5,567,400.00	-	29,109,900.00	-	1,998,700.00	-	1,998,700.00	-	27,111,200.00
MOOE			-	23,542,500.00	5,567,400.00	-	29,109,900.00	-	23,542,500.00	5,567,400.00	-	29,109,900.00	-	1,998,700.00	-	1,998,700.00	-	27,111,200.00
KKB	24-05-04230	5/9/2024		2,014,500.00		2,014,500.00		2,014,500.00				2,014,500.00		-	-	-	-	15,800.00
SOCPEN	24-06-06046	6/18/2024		21,528,000.00		21,528,000.00		21,528,000.00				21,528,000.00		-	-	-	-	21,528,000.00
SFP	24-07-07492	7/11/2024			5,567,400.00		5,567,400.00			5,567,400.00		5,567,400.00		-	-	-	-	5,567,400.00
FE																		
CO																		
LGU - PANDAN			-	11,604,000.00	950,400.00	-	12,554,400.00	-	11,604,000.00	950,400.00	-	12,554,400.00	-	-	-	-	-	12,554,400.00
PS			-	11,604,000.00	950,400.00	-	12,554,400.00	-	11,604,000.00	950,400.00	-	12,554,400.00	-	-	-	-	-	12,554,400.00
MOOE			-	11,604,000.00	950,400.00	-	12,554,400.00	-	11,604,000.00	950,400.00	-	12,554,400.00	-	-	-	-	-	12,554,400.00
SOCPEN	24-05-03992	5/6/2024		11,604,000.00		11,604,000.00		11,604,000.00				11,604,000.00		-	-	-	-	11,604,000.00
SFP	24-07-07319	7/9/2024			950,400.00		950,400.00			950,400.00		950,400.00		-	-	-	-	950,400.00
FE																		
CO																		
LGU - PANGANIBAN			-	5,226,000.00	3,409,200.00	-	8,635,200.00	-	5,226,000.00	484,200.00	-	5,710,200.00	-	4,986,000.00	-	4,986,000.00	2,925,000.00	724,200.00
PS			-	5,226,000.00	3,409,200.00	-	8,635,200.00	-	5,226,000.00	484,200.00	-	5,710,200.00	-	4,986,000.00	-	4,986,000.00	2,925,000.00	724,200.00

MOOE				-	5,226,000.00	3,409,200.00	-	8,635,200.00	-	5,226,000.00	484,200.00	-	5,710,200.00	-	4,986,000.00	-	4,986,000.00	2,925,000.00	724,200.00
SOCPEN	24-04-03794	4/29/2024			5,226,000.00	2,925,000.00		8,151,000.00		5,226,000.00			5,226,000.00		4,986,000.00		4,986,000.00	2,925,000.00	240,000.00
SFP	24-07-07117	7/3/2024				484,200.00		484,200.00			484,200.00		484,200.00					2,925,000.00	484,200.00
FE																			
CO																			
LGU - PASACAO					15,120,000.00	9,530,400.00		24,650,400.00		15,120,000.00	7,680,000.00		22,800,000.00		14,982,000.00		14,982,000.00	1,850,400.00	7,818,000.00
PS					15,120,000.00	9,530,400.00		24,650,400.00		15,120,000.00	7,680,000.00		22,800,000.00		14,982,000.00		14,982,000.00	1,850,400.00	7,818,000.00
MOOE	24-09-10260	9/3/2024				1,850,400.00		1,850,400.00										1,850,400.00	
SFP	24-04-02874	4/12/2024			15,120,000.00	7,680,000.00		22,800,000.00		15,120,000.00	7,680,000.00		22,800,000.00		14,982,000.00		14,982,000.00		7,818,000.00
SOCPEN																			
FE																			
CO																			
LGU - PILI					18,522,000.00	4,134,600.00		22,656,600.00		18,522,000.00	4,134,600.00		22,656,600.00						22,656,600.00
PS					18,522,000.00	4,134,600.00		22,656,600.00		18,522,000.00	4,134,600.00		22,656,600.00						22,656,600.00
MOOE	24-05-04788	5/20/2024			18,522,000.00		18,522,000.00		18,522,000.00				18,522,000.00						18,522,000.00
SFP	24-09-10455	9/5/2024				4,134,600.00	4,134,600.00			4,134,600.00			4,134,600.00						4,134,600.00
SOCPEN																			
FE																			
CO																			
LGU - PIO V. CORPUZ					12,662,100.00	966,600.00		13,628,700.00		12,662,100.00	966,600.00		13,628,700.00						13,628,700.00
PS					12,662,100.00	966,600.00		13,628,700.00		12,662,100.00	966,600.00		13,628,700.00						13,628,700.00
MOOE	24-06-05556	6/6/2024			12,354,000.00		12,354,000.00		12,354,000.00				12,354,000.00						12,354,000.00
SFP	24-05-05202	5/31/2024			308,100.00		308,100.00		308,100.00				308,100.00						308,100.00
SOCPEN	24-07-08620	7/29/2024				966,600.00	966,600.00			966,600.00			966,600.00						966,600.00
FE																			
CO																			
LGU - POLANGUI					18,036,000.00	2,368,800.00		20,404,800.00		18,036,000.00	2,368,800.00		20,404,800.00						20,404,800.00
PS					18,036,000.00	2,368,800.00		20,404,800.00		18,036,000.00	2,368,800.00		20,404,800.00						20,404,800.00
MOOE	24-05-04235	5/9/2024			18,036,000.00		18,036,000.00		18,036,000.00				18,036,000.00						18,036,000.00
SFP	24-07-08773	7/30/2024				2,368,800.00	2,368,800.00			2,368,800.00			2,368,800.00						2,368,800.00
SOCPEN																			
FE																			
CO																			
LGU - PRESENTACION					10,722,000.00	6,691,200.00		17,413,200.00		10,722,000.00	1,195,200.00		11,917,200.00		10,698,000.00		10,698,000.00	5,496,000.00	1,219,200.00
PS					10,722,000.00	6,691,200.00		17,413,200.00		10,722,000.00	1,195,200.00		11,917,200.00		10,698,000.00		10,698,000.00	5,496,000.00	1,219,200.00
MOOE	24-06-05390	6/4/2024			10,722,000.00	5,496,000.00		16,218,000.00		10,722,000.00			10,722,000.00		10,698,000.00		10,698,000.00	5,496,000.00	24,000.00
SFP	24-08-09695	8/19/2024				1,195,200.00	1,195,200.00			1,195,200.00			1,195,200.00					5,496,000.00	1,195,200.00
SOCPEN																			
FE																			
CO																			
LGU - RAPU-RAPU					8,610,000.00	6,507,000.00		15,117,000.00		8,610,000.00	6,507,000.00		15,117,000.00		8,424,000.00		8,424,000.00		6,693,000.00
PS					8,610,000.00	6,507,000.00		15,117,000.00		8,610,000.00	6,507,000.00		15,117,000.00		8,424,000.00		8,424,000.00		6,693,000.00
MOOE	24-06-05394	6/4/2024			8,610,000.00	4,491,000.00		13,101,000.00		8,610,000.00	4,491,000.00		13,101,000.00		8,424,000.00		8,424,000.00		4,677,000.00
SFP	24-07-07133	7/3/2024				2,016,000.00	2,016,000.00			2,016,000.00			2,016,000.00						2,016,000.00
SOCPEN																			
FE																			
CO																			
LGU - SAGNAY					14,964,000.00	5,099,800.00		20,063,800.00		14,964,000.00	5,099,800.00		20,063,800.00		14,847,000.00		14,847,000.00		5,216,800.00
PS					14,964,000.00	5,099,800.00		20,063,800.00		14,964,000.00	5,099,800.00		20,063,800.00		14,847,000.00		14,847,000.00		5,216,800.00
MOOE	24-09-11003	9/17/2024			14,964,000.00	1,099,800.00		16,063,800.00		14,964,000.00	1,099,800.00		16,063,800.00		14,847,000.00		14,847,000.00		1,099,800.00
SFP	24-06-05258	6/3/2024																	
SOCPEN	24-08-08992	8/6/2024			14,964,000.00		14,964,000.00		14,964,000.00				14,964,000.00		14,847,000.00		14,847,000.00		117,000.00
PSIF						1,000,000.00	1,000,000.00			1,000,000.00			1,000,000.00						4,000,000.00

STATEMENT OF OBLIGATIONS, DISBURSEMENTS, LIQUIDATIONS AND BALANCES for INTER-AGENCY FUND TRANSFERS

(for Source Agency use only)

As at the Quarter Ending September 30, 2024

Department : Department of Social Welfare and Development (DSWD)
 Agency/Entity : Office of the Secretary
 Operating Unit : Regional Office - VI
 Organization Code : 20 001 0300006
 Fund Cluster : 01 - Regular Agency Fund

X	Current Year Appropriations
	Supplemental Appropriations
	Continuing Appropriations

(e.g. UACS Fund Cluster: 01-Regular Agency Fund, 02-Foreign Assisted Projects Fund, 03-Special Account-Locally Funded/Domestic Grants Fund, and 04-Special Account-Foreign Assisted/Foreign Grants Fund)

Implementing Agencies and Projects	Obligations							Disbursements (Funds Transferred To)					Liquidations					Unpaid Obligations	Unliquidated Fund Transfers
	Obligation Request and Status		1st Quarter Ending March 31	2nd Quarter Ending June 30	3rd Quarter Ending September 30	4th Quarter Ending December	Total	1st Quarter Ending March 31	2nd Quarter Ending June 30	3rd Quarter Ending September 30	4th Quarter Ending December	Total	1st Quarter Ending March 31	2nd Quarter Ending June 30	3rd Quarter Ending September 30	4th Quarter Ending December	Total		
	Number	Date	4	5	6	7	8=(4+5+6+7)	9	10	11	12	13=(9+10+11+12)	14	15	16	17	18=(14+15+16+17)		
1	2	3	4	5	6	7	8=(4+5+6+7)	9	10	11	12	13=(9+10+11+12)	14	15	16	17	18=(14+15+16+17)	19=(8-13)	20=(13-18)
			29,922,000.00	0.00	29,922,000.00	0.00	59,844,000.00	29,922,000.00	0.00	14,961,000.00	0.00	44,883,000.00	0.00	0.00	14,961,000.00	0.00	14,961,000.00	14,961,000.00	29,922,000.00
AJUY, ILOILO			29,922,000.00	0.00	29,922,000.00	0.00	59,844,000.00	29,922,000.00	0.00	14,961,000.00	0.00	44,883,000.00	0.00	0.00	14,961,000.00	0.00	14,961,000.00	14,961,000.00	29,922,000.00
AJUY, ILOILO			29,922,000.00	0.00	29,922,000.00	0.00	59,844,000.00	29,922,000.00	0.00	14,961,000.00	0.00	44,883,000.00	0.00	0.00	14,961,000.00	0.00	14,961,000.00	14,961,000.00	29,922,000.00
Social Pension			29,922,000.00	0.00	29,922,000.00	0.00	59,844,000.00	29,922,000.00	0.00	14,961,000.00	0.00	44,883,000.00	0.00	0.00	14,961,000.00	0.00	14,961,000.00	14,961,000.00	29,922,000.00
MOOE	02-101101-2024-01-250020 / 02-101101-2024-07-250303 / 02-101101-2024-09	23-Jan-24	29,922,000.00	0.00	29,922,000.00	0.00	59,844,000.00	29,922,000.00	0.00	14,961,000.00	0.00	44,883,000.00	0.00	0.00	14,961,000.00	0.00	14,961,000.00	14,961,000.00	29,922,000.00
			14,322,000.00	0.00	14,322,000.00	0.00	28,644,000.00	14,322,000.00	0.00	7,161,000.00	0.00	21,483,000.00	0.00	14,322,000.00	7,161,000.00	0.00	21,483,000.00	7,161,000.00	0.00
ANILAO, ILOILO			14,322,000.00	0.00	14,322,000.00	0.00	28,644,000.00	14,322,000.00	0.00	7,161,000.00	0.00	21,483,000.00	0.00	14,322,000.00	7,161,000.00	0.00	21,483,000.00	7,161,000.00	0.00
ANILAO, ILOILO			14,322,000.00	0.00	14,322,000.00	0.00	28,644,000.00	14,322,000.00	0.00	7,161,000.00	0.00	21,483,000.00	0.00	14,322,000.00	7,161,000.00	0.00	21,483,000.00	7,161,000.00	0.00
Social Pension			14,322,000.00	0.00	14,322,000.00	0.00	28,644,000.00	14,322,000.00	0.00	7,161,000.00	0.00	21,483,000.00	0.00	14,322,000.00	7,161,000.00	0.00	21,483,000.00	7,161,000.00	0.00
MOOE	02-101101-2024-02-250066	15-Feb-24	14,322,000.00	0.00	14,322,000.00	0.00	28,644,000.00	14,322,000.00	0.00	7,161,000.00	0.00	21,483,000.00	0.00	14,322,000.00	7,161,000.00	0.00	21,483,000.00	7,161,000.00	0.00
			13,086,000.00	0.00	13,086,000.00	0.00	26,172,000.00	13,086,000.00	0.00	6,543,000.00	0.00	19,629,000.00	0.00	0.00	6,543,000.00	0.00	6,543,000.00	6,543,000.00	13,086,000.00
ANINI-Y, ANTIQUE			13,086,000.00	0.00	13,086,000.00	0.00	26,172,000.00	13,086,000.00	0.00	6,543,000.00	0.00	19,629,000.00	0.00	0.00	6,543,000.00	0.00	6,543,000.00	6,543,000.00	13,086,000.00
ANINI-Y, ANTIQUE			13,086,000.00	0.00	13,086,000.00	0.00	26,172,000.00	13,086,000.00	0.00	6,543,000.00	0.00	19,629,000.00	0.00	0.00	6,543,000.00	0.00	6,543,000.00	6,543,000.00	13,086,000.00
Social Pension			13,086,000.00	0.00	13,086,000.00	0.00	26,172,000.00	13,086,000.00	0.00	6,543,000.00	0.00	19,629,000.00	0.00	0.00	6,543,000.00	0.00	6,543,000.00	6,543,000.00	13,086,000.00
MOOE	02-101101-2024-01-250021	23-Jan-24	13,086,000.00	0.00	13,086,000.00	0.00	26,172,000.00	13,086,000.00	0.00	6,543,000.00	0.00	19,629,000.00	0.00	0.00	6,543,000.00	0.00	6,543,000.00	6,543,000.00	13,086,000.00
			17,970,000.00	0.00	17,970,000.00	0.00	35,940,000.00	17,970,000.00	0.00	8,985,000.00	0.00	26,955,000.00	0.00	0.00	8,985,000.00	0.00	8,985,000.00	8,985,000.00	17,970,000.00
BALASAN, ILOILO			17,970,000.00	0.00	17,970,000.00	0.00	35,940,000.00	17,970,000.00	0.00	8,985,000.00	0.00	26,955,000.00	0.00	0.00	8,985,000.00	0.00	8,985,000.00	8,985,000.00	17,970,000.00
BALASAN, ILOILO			17,970,000.00	0.00	17,970,000.00	0.00	35,940,000.00	17,970,000.00	0.00	8,985,000.00	0.00	26,955,000.00	0.00	0.00	8,985,000.00	0.00	8,985,000.00	8,985,000.00	17,970,000.00
Social Pension			17,970,000.00	0.00	17,970,000.00	0.00	35,940,000.00	17,970,000.00	0.00	8,985,000.00	0.00	26,955,000.00	0.00	0.00	8,985,000.00	0.00	8,985,000.00	8,985,000.00	17,970,000.00
MOOE	02-101101-2024-01-250011	18-Jan-24	17,970,000.00	0.00	17,970,000.00	0.00	35,940,000.00	17,970,000.00	0.00	8,985,000.00	0.00	26,955,000.00	0.00	0.00	8,985,000.00	0.00	8,985,000.00	8,985,000.00	17,970,000.00
			20,364,000.00	0.00	20,364,000.00	0.00	40,728,000.00	20,364,000.00	0.00	10,182,000.00	0.00	30,546,000.00	0.00	0.00	10,182,000.00	0.00	10,182,000.00	10,182,000.00	20,364,000.00
BANGA, AKLAN			20,364,000.00	0.00	20,364,000.00	0.00	40,728,000.00	20,364,000.00	0.00	10,182,000.00	0.00	30,546,000.00	0.00	0.00	10,182,000.00	0.00	10,182,000.00	10,182,000.00	20,364,000.00
BANGA, AKLAN			20,364,000.00	0.00	20,364,000.00	0.00	40,728,000.00	20,364,000.00	0.00	10,182,000.00	0.00	30,546,000.00	0.00	0.00	10,182,000.00	0.00	10,182,000.00	10,182,000.00	20,364,000.00
Social Pension			20,364,000.00	0.00	20,364,000.00	0.00	40,728,000.00	20,364,000.00	0.00	10,182,000.00	0.00	30,546,000.00	0.00	0.00	10,182,000.00	0.00	10,182,000.00	10,182,000.00	20,364,000.00
MOOE	02-101101-2024-01-250024	23-Jan-24	20,364,000.00	0.00	20,364,000.00	0.00	40,728,000.00	20,364,000.00	0.00	10,182,000.00	0.00	30,546,000.00	0.00	0.00	10,182,000.00	0.00	10,182,000.00	10,182,000.00	20,364,000.00
			12,054,000.00	0.00	12,054,000.00	0.00	24,108,000.00	12,054,000.00	0.00	6,027,000.00	0.00	18,081,000.00	0.00	12,054,000.00	6,027,000.00	0.00	18,081,000.00	6,027,000.00	0.00
BARBAZA, ANTIQUE			12,054,000.00	0.00	12,054,000.00	0.00	24,108,000.00	12,054,000.00	0.00	6,027,000.00	0.00	18,081,000.00	0.00	12,054,000.00	6,027,000.00	0.00	18,081,000.00	6,027,000.00	0.00
BARBAZA, ANTIQUE			12,054,000.00	0.00	12,054,000.00	0.00	24,108,000.00	12,054,000.00	0.00	6,027,000.00	0.00	18,081,000.00	0.00	12,054,000.00	6,027,000.00	0.00	18,081,000.00	6,027,000.00	0.00
Social Pension			12,054,000.00	0.00	12,054,000.00	0.00	24,108,000.00	12,054,000.00	0.00	6,027,000.00	0.00	18,081,000.00	0.00	12,054,000.00	6,027,000.00	0.00	18,081,000.00	6,027,000.00	0.00
MOOE	02-101101-2024-02-250035	2-Feb-24	12,054,000.00	0.00	12,054,000.00	0.00	24,108,000.00	12,054,000.00	0.00	6,027,000.00	0.00	18,081,000.00	0.00	12,054,000.00	6,027,000.00	0.00	18,081,000.00	6,027,000.00	0.00
			11,100,000.00	0.00	11,100,000.00	0.00	22,200,000.00	11,100,000.00	0.00	5,550,000.00	0.00	16,650,000.00	0.00	0.00	5,550,000.00	0.00	5,550,000.00	5,550,000.00	11,100,000.00
BATAD, ILOILO			11,100,000.00	0.00	11,100,000.00	0.00	22,200,000.00	11,100,000.00	0.00	5,550,000.00	0.00	16,650,000.00	0.00	0.00	5,550,000.00	0.00	5,550,000.00	5,550,000.00	11,100,000.00
BATAD, ILOILO			11,100,000.00	0.00	11,100,000.00	0.00	22,200,000.00	11,100,000.00	0.00	5,550,000.00	0.00	16,650,000.00	0.00	0.00	5,550,000.00	0.00	5,550,000.00	5,550,000.00	11,100,000.00
Social Pension			11,100,000.00	0.00	11,100,000.00	0.00	22,200,000.00	11,100,000.00	0.00	5,550,000.00	0.00	16,650,000.00	0.00	0.00	5,550,000.00	0.00	5,550,000.00	5,550,000.00	11,100,000.00
MOOE	02-101101-2024-01-250013	18-Jan-24	11,100,000.00	0.00	11,100,000.00	0.00	22,200,000.00	11,100,000.00	0.00	5,550,000.00	0.00	16,650,000.00	0.00	0.00	5,550,000.00	0.00	5,550,000.00	5,550,000.00	11,100,000.00
			5,928,000.00	0.00	2,964,000.00	0.00	8,892,000.00	5,928,000.00	0.00	2,964,000.00	0.00	8,892,000.00	5,928,000.00	0.00	2,964,000.00	0.00	8,892,000.00	0.00	0.00
BELISON, ANTIQUE			5,928,000.00	0.00	2,964,000.00	0.00	8,892,000.00	5,928,000.00	0.00	2,964,000.00	0.00	8,892,000.00	5,928,000.00	0.00	2,964,000.00	0.00	8,892,000.00	0.00	0.00
BELISON, ANTIQUE			5,928,000.00	0.00	2,964,000.00	0.00	8,892,000.00	5,928,000.00	0.00	2,964,000.00	0.00	8,892,000.00	5,928,000.00	0.00	2,964,000.00	0.00	8,892,000.00	0.00	0.00
Social Pension			5,928,000.00	0.00	2,964,000.00	0.00	8,892,000.00	5,928,000.00	0.00	2,964,000.00	0.								

			30,906,000.00	0.00	30,906,000.00	0.00	61,812,000.00	30,906,000.00	0.00	15,453,000.00	0.00	46,359,000.00	0.00	30,906,000.00	15,453,000.00	0.00	46,359,000.00	15,453,000.00	0.00
BUENAVISTA, GUIMARAS			30,906,000.00	0.00	30,906,000.00	0.00	61,812,000.00	30,906,000.00	0.00	15,453,000.00	0.00	46,359,000.00	0.00	30,906,000.00	15,453,000.00	0.00	46,359,000.00	15,453,000.00	0.00
BUENAVISTA, GUIMARAS			30,906,000.00	0.00	30,906,000.00	0.00	61,812,000.00	30,906,000.00	0.00	15,453,000.00	0.00	46,359,000.00	0.00	30,906,000.00	15,453,000.00	0.00	46,359,000.00	15,453,000.00	0.00
Social Pension			30,906,000.00	0.00	30,906,000.00	0.00	61,812,000.00	30,906,000.00	0.00	15,453,000.00	0.00	46,359,000.00	0.00	30,906,000.00	15,453,000.00	0.00	46,359,000.00	15,453,000.00	0.00
MOOE	02-101101-2024-02-250068	15-Feb-24	30,906,000.00	0.00	30,906,000.00	0.00	61,812,000.00	30,906,000.00	0.00	15,453,000.00	0.00	46,359,000.00	0.00	30,906,000.00	15,453,000.00	0.00	46,359,000.00	15,453,000.00	0.00
			16,878,000.00	0.00	16,878,000.00	0.00	33,756,000.00	0.00	16,878,000.00	8,439,000.00	0.00	25,317,000.00	0.00	16,878,000.00	8,439,000.00	0.00	25,317,000.00	8,439,000.00	0.00
BUGASONG, ANTIQUE			16,878,000.00	0.00	16,878,000.00	0.00	33,756,000.00	0.00	16,878,000.00	8,439,000.00	0.00	25,317,000.00	0.00	16,878,000.00	8,439,000.00	0.00	25,317,000.00	8,439,000.00	0.00
BUGASONG, ANTIQUE			16,878,000.00	0.00	16,878,000.00	0.00	33,756,000.00	0.00	16,878,000.00	8,439,000.00	0.00	25,317,000.00	0.00	16,878,000.00	8,439,000.00	0.00	25,317,000.00	8,439,000.00	0.00
Social Pension			16,878,000.00	0.00	16,878,000.00	0.00	33,756,000.00	0.00	16,878,000.00	8,439,000.00	0.00	25,317,000.00	0.00	16,878,000.00	8,439,000.00	0.00	25,317,000.00	8,439,000.00	0.00

This report was generated using the Unified Reporting System on October 5, 2024 4:09 PM; Status: PENDING

Department : Department of Social Welfare and Development (DSWD)
Agency/Entity : Office of the Secretary
Operating Unit : Regional Office - VI
Organization Code (UACS) : 20 001 0300006
Fund Cluster : 01 - Regular Agency Fund

X	Current Year Appropriations
	Supplemental Appropriations
	Continuing Appropriations

(e.g. UACS Fund Cluster: 01-Regular Agency Fund, 02-Foreign Assisted Projects Fund, 03-Special Account-Locally Funded/Domestic Grants Fund, and 04-Special Account-Foreign Assisted/Foreign Grants Fund)

Implementing Agencies and Projects	Obligations							Disbursements (Funds Transferred To)					Liquidations					Unpaid Obligations	Unliquidated Fund Transfers
	Obligation Request and Status		1st Quarter Ending March 31	2nd Quarter Ending June 30	3rd Quarter Ending September 30	4th Quarter Ending December	Total	1st Quarter Ending March 31	2nd Quarter Ending June 30	3rd Quarter Ending September 30	4th Quarter Ending December	Total	1st Quarter Ending March 31	2nd Quarter Ending June 30	3rd Quarter Ending September 30	4th Quarter Ending December	Total		
	Number	Date	4	5	6	7	8=(4+5+6+7)	9	10	11	12	13=(9+10+11+12)	14	15	16	17	18=(14+15+16+17)		
MOOE	02-101101-2024-02-250063	21-Feb-24	16,878,000.00	0.00	16,878,000.00	0.00	33,756,000.00	0.00	16,878,000.00	8,439,000.00	0.00	25,317,000.00	0.00	16,878,000.00	8,439,000.00	0.00	25,317,000.00	8,439,000.00	0.00
			10,566,000.00	0.00	13,530,000.00	0.00	24,096,000.00	0.00	10,566,000.00	5,283,000.00	0.00	15,849,000.00	0.00	10,566,000.00	0.00	0.00	10,566,000.00	8,247,000.00	5,283,000.00
BURUANGA, AKLAN			10,566,000.00	0.00	13,530,000.00	0.00	24,096,000.00	0.00	10,566,000.00	5,283,000.00	0.00	15,849,000.00	0.00	10,566,000.00	0.00	0.00	10,566,000.00	8,247,000.00	5,283,000.00
BURUANGA, AKLAN			10,566,000.00	0.00	13,530,000.00	0.00	24,096,000.00	0.00	10,566,000.00	5,283,000.00	0.00	15,849,000.00	0.00	10,566,000.00	0.00	0.00	10,566,000.00	8,247,000.00	5,283,000.00
Social Pension			10,566,000.00	0.00	13,530,000.00	0.00	24,096,000.00	0.00	10,566,000.00	5,283,000.00	0.00	15,849,000.00	0.00	10,566,000.00	0.00	0.00	10,566,000.00	8,247,000.00	5,283,000.00
MOOE	02-101101-2024-02-250069	21-Feb-24	10,566,000.00	0.00	13,530,000.00	0.00	24,096,000.00	0.00	10,566,000.00	5,283,000.00	0.00	15,849,000.00	0.00	10,566,000.00	0.00	0.00	10,566,000.00	8,247,000.00	5,283,000.00
			17,658,000.00	0.00	17,658,000.00	0.00	35,316,000.00	17,658,000.00	0.00	8,829,000.00	0.00	26,487,000.00	0.00	17,658,000.00	0.00	0.00	17,658,000.00	8,829,000.00	8,829,000.00
CUARTERO, CAPIZ			17,658,000.00	0.00	17,658,000.00	0.00	35,316,000.00	17,658,000.00	0.00	8,829,000.00	0.00	26,487,000.00	0.00	17,658,000.00	0.00	0.00	17,658,000.00	8,829,000.00	8,829,000.00
CUARTERO, CAPIZ			17,658,000.00	0.00	17,658,000.00	0.00	35,316,000.00	17,658,000.00	0.00	8,829,000.00	0.00	26,487,000.00	0.00	17,658,000.00	0.00	0.00	17,658,000.00	8,829,000.00	8,829,000.00
Social Pension			17,658,000.00	0.00	17,658,000.00	0.00	35,316,000.00	17,658,000.00	0.00	8,829,000.00	0.00	26,487,000.00	0.00	17,658,000.00	0.00	0.00	17,658,000.00	8,829,000.00	8,829,000.00
MOOE	02-101101-2024-02-250053	13-Feb-24	17,658,000.00	0.00	17,658,000.00	0.00	35,316,000.00	17,658,000.00	0.00	8,829,000.00	0.00	26,487,000.00	0.00	17,658,000.00	0.00	0.00	17,658,000.00	8,829,000.00	8,829,000.00
			21,024,000.00	0.00	21,024,000.00	0.00	42,048,000.00	21,024,000.00	0.00	10,512,000.00	0.00	31,536,000.00	21,024,000.00	0.00	0.00	0.00	21,024,000.00	10,512,000.00	10,512,000.00
DAO, CAPIZ			21,024,000.00	0.00	21,024,000.00	0.00	42,048,000.00	21,024,000.00	0.00	10,512,000.00	0.00	31,536,000.00	21,024,000.00	0.00	0.00	0.00	21,024,000.00	10,512,000.00	10,512,000.00
DAO, CAPIZ			21,024,000.00	0.00	21,024,000.00	0.00	42,048,000.00	21,024,000.00	0.00	10,512,000.00	0.00	31,536,000.00	21,024,000.00	0.00	0.00	0.00	21,024,000.00	10,512,000.00	10,512,000.00
Social Pension			21,024,000.00	0.00	21,024,000.00	0.00	42,048,000.00	21,024,000.00	0.00	10,512,000.00	0.00	31,536,000.00	21,024,000.00	0.00	0.00	0.00	21,024,000.00	10,512,000.00	10,512,000.00
MOOE	02-101101-2024-01-250025	23-Jan-24	21,024,000.00	0.00	21,024,000.00	0.00	42,048,000.00	21,024,000.00	0.00	10,512,000.00	0.00	31,536,000.00	21,024,000.00	0.00	0.00	0.00	21,024,000.00	10,512,000.00	10,512,000.00
			19,674,000.00	0.00	19,674,000.00	0.00	39,348,000.00	19,674,000.00	0.00	9,837,000.00	0.00	29,511,000.00	0.00	19,674,000.00	9,837,000.00	0.00	29,511,000.00	9,837,000.00	0.00
DUMALAG, CAPIZ			19,674,000.00	0.00	19,674,000.00	0.00	39,348,000.00	19,674,000.00	0.00	9,837,000.00	0.00	29,511,000.00	0.00	19,674,000.00	9,837,000.00	0.00	29,511,000.00	9,837,000.00	0.00
DUMALAG, CAPIZ			19,674,000.00	0.00	19,674,000.00	0.00	39,348,000.00	19,674,000.00	0.00	9,837,000.00	0.00	29,511,000.00	0.00	19,674,000.00	9,837,000.00	0.00	29,511,000.00	9,837,000.00	0.00
Social Pension			19,674,000.00	0.00	19,674,000.00	0.00	39,348,000.00	19,674,000.00	0.00	9,837,000.00	0.00	29,511,000.00	0.00	19,674,000.00	9,837,000.00	0.00	29,511,000.00	9,837,000.00	0.00
MOOE	02-101101-2024-01-250026	24-Jan-24	19,674,000.00	0.00	19,674,000.00	0.00	39,348,000.00	19,674,000.00	0.00	9,837,000.00	0.00	29,511,000.00	0.00	19,674,000.00	9,837,000.00	0.00	29,511,000.00	9,837,000.00	0.00
			0.00	39,738,000.00	39,738,000.00	0.00	79,476,000.00	0.00	39,738,000.00	19,869,000.00	0.00	59,607,000.00	0.00	0.00	39,738,000.00	0.00	39,738,000.00	19,869,000.00	19,869,000.00
DUMANGAS, ILOILO			0.00	39,738,000.00	39,738,000.00	0.00	79,476,000.00	0.00	39,738,000.00	19,869,000.00	0.00	59,607,000.00	0.00	0.00	39,738,000.00	0.00	39,738,000.00	19,869,000.00	19,869,000.00
DUMANGAS, ILOILO			0.00	39,738,000.00	39,738,000.00	0.00	79,476,000.00	0.00	39,738,000.00	19,869,000.00	0.00	59,607,000.00	0.00	0.00	39,738,000.00	0.00	39,738,000.00	19,869,000.00	19,869,000.00
Social Pension			0.00	39,738,000.00	39,738,000.00	0.00	79,476,000.00	0.00	39,738,000.00	19,869,000.00	0.00	59,607,000.00	0.00	0.00	39,738,000.00	0.00	39,738,000.00	19,869,000.00	19,869,000.00
MOOE	02-101101-2024-04-250160	5-Apr-24	0.00	39,738,000.00	39,738,000.00	0.00	79,476,000.00	0.00	39,738,000.00	19,869,000.00	0.00	59,607,000.00	0.00	0.00	39,738,000.00	0.00	39,738,000.00	19,869,000.00	19,869,000.00
			25,896,000.00	0.00	25,896,000.00	0.00	51,792,000.00	0.00	25,896,000.00	12,948,000.00	0.00	38,844,000.00	0.00	0.00	25,896,000.00	0.00	25,896,000.00	12,948,000.00	12,948,000.00
DUMARAO, CAPIZ			25,896,000.00	0.00	25,896,000.00	0.00	51,792,000.00	0.00	25,896,000.00	12,948,000.00	0.00	38,844,000.00	0.00	0.00	25,896,000.00	0.00	25,896,000.00	12,948,000.00	12,948,000.00
DUMARAO, CAPIZ			25,896,000.00	0.00	25,896,000.00	0.00	51,792,000.00	0.00	25,896,000.00	12,948,000.00	0.00	38,844,000.00	0.00	0.00	25,896,000.00	0.00	25,896,000.00	12,948,000.00	12,948,000.00
Social Pension			25,896,000.00	0.00	25,896,000.00	0.00	51,792,000.00	0.00	25,896,000.00	12,948,000.00	0.00	38,844,000.00	0.00	0.00	25,896,000.00	0.00	25,896,000.00	12,948,000.00	12,948,000.00
MOOE	02-101101-2024-02-250086	21-Feb-24	25,896,000																

MOOE	02-101101-2024-03-250149	25-Mar-24	14,502,000.00	0.00	14,502,000.00	0.00	29,004,000.00	0.00	14,502,000.00	7,251,000.00	0.00	21,753,000.00	0.00	14,502,000.00	4,260,000.00	0.00	14,502,000.00	7,251,000.00	7,251,000.00
MINUS: PIV, NEGROS OCCIDENTAL			8,520,000.00	0.00	8,520,000.00	0.00	17,040,000.00	8,520,000.00	0.00	4,260,000.00	0.00	12,780,000.00	0.00	8,520,000.00	4,260,000.00	0.00	12,780,000.00	4,260,000.00	0.00
MINUS: PIV, NEGROS OCCIDENTAL			8,520,000.00	0.00	8,520,000.00	0.00	17,040,000.00	8,520,000.00	0.00	4,260,000.00	0.00	12,780,000.00	0.00	8,520,000.00	4,260,000.00	0.00	12,780,000.00	4,260,000.00	0.00
Social Pension			8,520,000.00	0.00	8,520,000.00	0.00	17,040,000.00	8,520,000.00	0.00	4,260,000.00	0.00	12,780,000.00	0.00	8,520,000.00	4,260,000.00	0.00	12,780,000.00	4,260,000.00	0.00
MOOE	02-101101-2024-02-250037	2-Feb-24	8,520,000.00	0.00	8,520,000.00	0.00	17,040,000.00	8,520,000.00	0.00	4,260,000.00	0.00	12,780,000.00	0.00	8,520,000.00	4,260,000.00	0.00	12,780,000.00	4,260,000.00	0.00
			0.00	12,570,000.00	12,570,000.00	0.00	25,140,000.00	0.00	12,570,000.00	6,285,000.00	0.00	18,855,000.00	0.00	0.00	18,855,000.00	0.00	18,855,000.00	6,285,000.00	0.00
IGBARAS, ILOILO			0.00	12,570,000.00	12,570,000.00	0.00	25,140,000.00	0.00	12,570,000.00	6,285,000.00	0.00	18,855,000.00	0.00	0.00	18,855,000.00	0.00	18,855,000.00	6,285,000.00	0.00
IGBARAS, ILOILO			0.00	12,570,000.00	12,570,000.00	0.00	25,140,000.00	0.00	12,570,000.00	6,285,000.00	0.00	18,855,000.00	0.00	0.00	18,855,000.00	0.00	18,855,000.00	6,285,000.00	0.00
Social Pension			0.00	12,570,000.00	12,570,000.00	0.00	25,140,000.00	0.00	12,570,000.00	6,285,000.00	0.00	18,855,000.00	0.00	0.00	18,855,000.00	0.00	18,855,000.00	6,285,000.00	0.00
MOOE	02-101101-2024-04-250153	1-Apr-24	0.00	12,570,000.00	12,570,000.00	0.00	25,140,000.00	0.00	12,570,000.00	6,285,000.00	0.00	18,855,000.00	0.00	0.00	18,855,000.00	0.00	18,855,000.00	6,285,000.00	0.00
			13,116,000.00	0.00	13,116,000.00	0.00	26,232,000.00	13,116,000.00	0.00	6,558,000.00	0.00	19,674,000.00	0.00	13,116,000.00	6,558,000.00	0.00	19,674,000.00	6,558,000.00	0.00
IVISAN, CAPIZ			13,116,000.00	0.00	13,116,000.00	0.00	26,232,000.00	13,116,000.00	0.00	6,558,000.00	0.00	19,674,000.00	0.00	13,116,000.00	6,558,000.00	0.00	19,674,000.00	6,558,000.00	0.00
IVISAN, CAPIZ			13,116,000.00	0.00	13,116,000.00	0.00	26,232,000.00	13,116,000.00	0.00	6,558,000.00	0.00	19,674,000.00	0.00	13,116,000.00	6,558,000.00	0.00	19,674,000.00	6,558,000.00	0.00
Social Pension			13,116,000.00	0.00	13,116,000.00	0.00	26,232,000.00	13,116,000.00	0.00	6,558,000.00	0.00	19,674,000.00	0.00	13,116,000.00	6,558,000.00	0.00	19,674,000.00	6,558,000.00	0.00
MOOE	02-101101-2024-02-250082	21-Feb-24	13,116,000.00	0.00	13,116,000.00	0.00	26,232,000.00	13,116,000.00	0.00	6,558,000.00	0.00	19,674,000.00	0.00	13,116,000.00	6,558,000.00	0.00	19,674,000.00	6,558,000.00	0.00
			12,444,000.00	0.00	12,444,000.00	0.00	24,888,000.00	12,444,000.00	0.00	6,222,000.00	0.00	18,666,000.00	0.00	12,444,000.00	6,222,000.00	0.00	18,666,000.00	6,222,000.00	0.00
JAMINDAN, CAPIZ			12,444,000.00	0.00	12,444,000.00	0.00	24,888,000.00	12,444,000.00	0.00	6,222,000.00	0.00	18,666,000.00	0.00	12,444,000.00	6,222,000.00	0.00	18,666,000.00	6,222,000.00	0.00
JAMINDAN, CAPIZ			12,444,000.00	0.00	12,444,000.00	0.00	24,888,000.00	12,444,000.00	0.00	6,222,000.00	0.00	18,666,000.00	0.00	12,444,000.00	6,222,000.00	0.00	18,666,000.00	6,222,000.00	0.00

This report was generated using the Unified Reporting System on October 5, 2024 4:09 PM. Status : PENDING

Department : Department of Social Welfare and Development (DSWD)
 Agency/Entity : Office of the Secretary
 Operating Unit : Regional Office - VI
 Organization Code (UACS) : 20 001 0300006
 Fund Cluster : 01 - Regular Agency Fund

X	Current Year Appropriations
	Supplemental Appropriations
	Continuing Appropriations

(e.g. UACS Fund Cluster: 01-Regular Agency Fund, 02-Foreign Assisted Projects Fund, 03-Special Account-Locally Funded/Domestic Grants Fund, and 04-Special Account-Foreign Assisted/Foreign Grants Fund)

Implementing Agencies and Projects	Obligations							Disbursements (Funds Transferred To)					Liquidations					Unpaid Obligations	Unliquidated Fund Transfers
	Obligation Request and Status		1st Quarter Ending March 31	2nd Quarter Ending June 30	3rd Quarter Ending September 30	4th Quarter Ending December	Total	1st Quarter Ending March 31	2nd Quarter Ending June 30	3rd Quarter Ending September 30	4th Quarter Ending December	Total	1st Quarter Ending March 31	2nd Quarter Ending June 30	3rd Quarter Ending September 30	4th Quarter Ending December	Total		
	Number	Date	4	5	6	7	8=(4+5+6+7)	9	10	11	12	13=(9+10+11+12)	14	15	16	17	18=(14+15+16+17)		
Social Pension			12,444,000.00	0.00	12,444,000.00	0.00	24,888,000.00	12,444,000.00	0.00	6,222,000.00	0.00	18,666,000.00	0.00	12,444,000.00	0.00	0.00	12,444,000.00	6,222,000.00	6,222,000.00
MOOE	02-101101-2024-02-250044	5-Feb-24	12,444,000.00	0.00	12,444,000.00	0.00	24,888,000.00	12,444,000.00	0.00	6,222,000.00	0.00	18,666,000.00	0.00	12,444,000.00	0.00	0.00	12,444,000.00	6,222,000.00	6,222,000.00
JORDAN, GUIMARAS			0.00	11,328,000.00	11,328,000.00	0.00	22,656,000.00	0.00	11,328,000.00	5,664,000.00	0.00	16,992,000.00	0.00	11,328,000.00	3,776,000.00	0.00	15,104,000.00	5,664,000.00	1,888,000.00
JORDAN, GUIMARAS			0.00	11,328,000.00	11,328,000.00	0.00	22,656,000.00	0.00	11,328,000.00	5,664,000.00	0.00	16,992,000.00	0.00	11,328,000.00	3,776,000.00	0.00	15,104,000.00	5,664,000.00	1,888,000.00
Social Pension			0.00	11,328,000.00	11,328,000.00	0.00	22,656,000.00	0.00	11,328,000.00	5,664,000.00	0.00	16,992,000.00	0.00	11,328,000.00	3,776,000.00	0.00	15,104,000.00	5,664,000.00	1,888,000.00
MOOE	02-101101-2024-04-250155	1-Apr-24	0.00	11,328,000.00	11,328,000.00	0.00	22,656,000.00	0.00	11,328,000.00	5,664,000.00	0.00	16,992,000.00	0.00	11,328,000.00	3,776,000.00	0.00	15,104,000.00	5,664,000.00	1,888,000.00
KABANKUAN CITY, NEGROS OCCIDENTAL			0.00	19,932,000.00	0.00	0.00	19,932,000.00	0.00	19,932,000.00	0.00	0.00	19,932,000.00	0.00	0.00	19,932,000.00	0.00	19,932,000.00	0.00	0.00
KABANKUAN CITY, NEGROS OCCIDENTAL			0.00	19,932,000.00	0.00	0.00	19,932,000.00	0.00	19,932,000.00	0.00	0.00	19,932,000.00	0.00	0.00	19,932,000.00	0.00	19,932,000.00	0.00	0.00
Social Pension			0.00	19,932,000.00	0.00	0.00	19,932,000.00	0.00	19,932,000.00	0.00	0.00	19,932,000.00	0.00	0.00	19,932,000.00	0.00	19,932,000.00	0.00	0.00
MOOE	02-101101-2024-04-250174	18-Apr-24	0.00	19,932,000.00	0.00	0.00	19,932,000.00	0.00	19,932,000.00	0.00	0.00	19,932,000.00	0.00	0.00	19,932,000.00	0.00	19,932,000.00	0.00	0.00
LAUA-AN, ANTIQUE			15,576,000.00	0.00	15,576,000.00	0.00	31,152,000.00	0.00	15,576,000.00	7,788,000.00	0.00	23,364,000.00	0.00	15,576,000.00	0.00	0.00	15,576,000.00	7,788,000.00	7,788,000.00
LAUA-AN, ANTIQUE			15,576,000.00	0.00	15,576,000.00	0.00	31,152,000.00	0.00	15,576,000.00	7,788,000.00	0.00	23,364,000.00	0.00	15,576,000.00	0.00	0.00	15,576,000.00	7,788,000.00	7,788,000.00
Social Pension			15,576,000.00	0.00	15,576,000.00	0.00	31,152,000.00	0.00	15,576,000.00	7,788,000.00	0.00	23,364,000.00	0.00	15,576,000.00	0.00	0.00	15,576,000.00	7,788,000.00	7,788,000.00
MOOE	02-101101-2024-02-250087	21-Feb-24	15,576,000.00	0.00	15,576,000.00	0.00	31,152,000.00	0.00	15,576,000.00	7,788,000.00	0.00	23,364,000.00	0.00	15,576,000.00	0.00	0.00	15,576,000.00	7,788,000.00	7,788,000.00
LEGANES, ILOILO			14,976,000.00	0.00	14,976,000.00	0.00	29,952,000.00	14,976,000.00	0.00	7,488,000.00	0.00	22,464,000.00	0.00	14,976,000.00	7,488,000.00	0.00	22,464,000.00	7,488,000.00	0.00
LEGANES, ILOILO			14,976,000.00	0.00	14,976,000.00	0.00	29,952,000.00	14,976,000.00	0.00	7,488,000.00	0.00	22,464,000.00	0.00	14,976,000.00	7,488,000.00	0.00	22,464,000.00	7,488,000.00	0.00
Social Pension			14,976,000.00	0.00	14,976,000.00	0.00	29,952,000.00	14,976,000.00	0.00	7,488,000.00	0.00	22,464,000.00	0.00	14,976,000.00	7,488,000.00	0.00	22,464,000.00	7,488,000.00	0.00
MOOE	02-101101-2024-02-250038	2-Feb-24	14,976,000.00	0.00	14,976,000.00	0.00	29,952,000.00	14,976,000.00	0.00	7,488,000.00	0.00	22,464,000.00	0.00	14,976,000.00	7,488,000.00	0.00	22,464,000.00	7,488,000.00	0.00
			8,448,000.00	0.00	4,224,000.00	0.00	12,672,000.00	8,448,000.00	0.00	0.00	0.00	8,448,000.00	8,448,000.00	0.00	0.00	0.00	8,448,000.00	4,224,000.00	0.00
LEZO, AKLAN			8,448,000.00	0.00	4,224,000.00	0.00	12,672,000.00	8,448,000.00	0.00	0.00	0.00	8,448,000.00	8,448,000.00	0.00	0.00	0.00	8,448,000.00	4,224,000.00	0.00

LEZO, AKLAN			8,448,000.00	0.00	4,224,000.00	0.00	12,672,000.00	8,448,000.00	0.00	0.00	0.00	8,448,000.00	8,448,000.00	0.00	0.00	0.00	8,448,000.00	4,224,000.00	0.00
Social Pension			8,448,000.00	0.00	4,224,000.00	0.00	12,672,000.00	8,448,000.00	0.00	0.00	0.00	8,448,000.00	8,448,000.00	0.00	0.00	0.00	8,448,000.00	4,224,000.00	0.00
MOOE	02-101101-2024-01-250023	23-Jan-24	8,448,000.00	0.00	4,224,000.00	0.00	12,672,000.00	8,448,000.00	0.00	0.00	0.00	8,448,000.00	8,448,000.00	0.00	0.00	0.00	8,448,000.00	4,224,000.00	0.00
			0.00	13,308,000.00	13,308,000.00	0.00	26,616,000.00	0.00	13,308,000.00	6,654,000.00	0.00	19,962,000.00	0.00	0.00	13,308,000.00	0.00	13,308,000.00	6,654,000.00	6,654,000.00
LIBACAO, AKLAN			0.00	13,308,000.00	13,308,000.00	0.00	26,616,000.00	0.00	13,308,000.00	6,654,000.00	0.00	19,962,000.00	0.00	0.00	13,308,000.00	0.00	13,308,000.00	6,654,000.00	6,654,000.00
LIBACAO, AKLAN			0.00	13,308,000.00	13,308,000.00	0.00	26,616,000.00	0.00	13,308,000.00	6,654,000.00	0.00	19,962,000.00	0.00	0.00	13,308,000.00	0.00	13,308,000.00	6,654,000.00	6,654,000.00
Social Pension			0.00	13,308,000.00	13,308,000.00	0.00	26,616,000.00	0.00	13,308,000.00	6,654,000.00	0.00	19,962,000.00	0.00	0.00	13,308,000.00	0.00	13,308,000.00	6,654,000.00	6,654,000.00
MOOE	02-101101-2024-04-250161	5-Apr-24	0.00	13,308,000.00	13,308,000.00	0.00	26,616,000.00	0.00	13,308,000.00	6,654,000.00	0.00	19,962,000.00	0.00	0.00	13,308,000.00	0.00	13,308,000.00	6,654,000.00	6,654,000.00
			19,782,000.00	0.00	19,782,000.00	0.00	39,564,000.00	19,782,000.00	0.00	9,891,000.00	0.00	29,673,000.00	0.00	0.00	19,782,000.00	0.00	19,782,000.00	9,891,000.00	9,891,000.00
MAAYON, CAPIZ			19,782,000.00	0.00	19,782,000.00	0.00	39,564,000.00	19,782,000.00	0.00	9,891,000.00	0.00	29,673,000.00	0.00	0.00	19,782,000.00	0.00	19,782,000.00	9,891,000.00	9,891,000.00
MAAYON, CAPIZ			19,782,000.00	0.00	19,782,000.00	0.00	39,564,000.00	19,782,000.00	0.00	9,891,000.00	0.00	29,673,000.00	0.00	0.00	19,782,000.00	0.00	19,782,000.00	9,891,000.00	9,891,000.00
Social Pension			19,782,000.00	0.00	19,782,000.00	0.00	39,564,000.00	19,782,000.00	0.00	9,891,000.00	0.00	29,673,000.00	0.00	0.00	19,782,000.00	0.00	19,782,000.00	9,891,000.00	9,891,000.00
MOOE	02-101101-2024-03-250103	1-Mar-24	10,782,000.00	0.00	10,782,000.00	0.00	30,564,000.00	19,782,000.00	0.00	9,891,000.00	0.00	29,673,000.00	0.00	0.00	19,782,000.00	0.00	19,782,000.00	9,891,000.00	9,891,000.00
			11,556,000.00	0.00	11,556,000.00	0.00	23,112,000.00	11,556,000.00	0.00	5,778,000.00	0.00	17,334,000.00	11,556,000.00	0.00	5,778,000.00	0.00	17,334,000.00	5,778,000.00	0.00
MADALAG, AKLAN			11,556,000.00	0.00	11,556,000.00	0.00	23,112,000.00	11,556,000.00	0.00	5,778,000.00	0.00	17,334,000.00	11,556,000.00	0.00	5,778,000.00	0.00	17,334,000.00	5,778,000.00	0.00
MADALAG, AKLAN			11,556,000.00	0.00	11,556,000.00	0.00	23,112,000.00	11,556,000.00	0.00	5,778,000.00	0.00	17,334,000.00	11,556,000.00	0.00	5,778,000.00	0.00	17,334,000.00	5,778,000.00	0.00
Social Pension			11,556,000.00	0.00	11,556,000.00	0.00	23,112,000.00	11,556,000.00	0.00	5,778,000.00	0.00	17,334,000.00	11,556,000.00	0.00	5,778,000.00	0.00	17,334,000.00	5,778,000.00	0.00
MOOE	02-101101-2024-02-250032	1-Feb-24	11,556,000.00	0.00	11,556,000.00	0.00	23,112,000.00	11,556,000.00	0.00	5,778,000.00	0.00	17,334,000.00	11,556,000.00	0.00	5,778,000.00	0.00	17,334,000.00	5,778,000.00	0.00
			14,718,000.00	0.00	14,718,000.00	0.00	29,436,000.00	0.00	14,718,000.00	7,359,000.00	0.00	22,077,000.00	0.00	14,718,000.00	0.00	0.00	14,718,000.00	7,359,000.00	7,359,000.00
MAKATO, AKLAN			14,718,000.00	0.00	14,718,000.00	0.00	29,436,000.00	0.00	14,718,000.00	7,359,000.00	0.00	22,077,000.00	0.00	14,718,000.00	0.00	0.00	14,718,000.00	7,359,000.00	7,359,000.00
MAKATO, AKLAN			14,718,000.00	0.00	14,718,000.00	0.00	29,436,000.00	0.00	14,718,000.00	7,359,000.00	0.00	22,077,000.00	0.00	14,718,000.00	0.00	0.00	14,718,000.00	7,359,000.00	7,359,000.00
Social Pension			14,718,000.00	0.00	14,718,000.00	0.00	29,436,000.00	0.00	14,718,000.00	7,359,000.00	0.00	22,077,000.00	0.00	14,718,000.00	0.00	0.00	14,718,000.00	7,359,000.00	7,359,000.00
MOOE	02-101101-2024-03-250112	8-Mar-24	14,718,000.00	0.00	14,718,000.00	0.00	29,436,000.00	0.00	14,718,000.00	7,359,000.00	0.00	22,077,000.00	0.00	14,718,000.00	0.00	0.00	14,718,000.00	7,359,000.00	7,359,000.00
			14,370,000.00	0.00	14,370,000.00	0.00	28,740,000.00	14,370,000.00	0.00	7,185,000.00	0.00	21,555,000.00	0.00	0.00	7,185,000.00	0.00	7,185,000.00	7,185,000.00	14,370,000.00
MALINAO, AKLAN			14,370,000.00	0.00	14,370,000.00	0.00	28,740,000.00	14,370,000.00	0.00	7,185,000.00	0.00	21,555,000.00	0.00	0.00	7,185,000.00	0.00	7,185,000.00	7,185,000.00	14,370,000.00
MALINAO, AKLAN			14,370,000.00	0.00	14,370,000.00	0.00	28,740,000.00	14,370,000.00	0.00	7,185,000.00	0.00	21,555,000.00	0.00	0.00	7,185,000.00	0.00	7,185,000.00	7,185,000.00	14,370,000.00
Social Pension			14,370,000.00	0.00	14,370,000.00	0.00	28,740,000.00	14,370,000.00	0.00	7,185,000.00	0.00	21,555,000.00	0.00	0.00	7,185,000.00	0.00	7,185,000.00	7,185,000.00	14,370,000.00
MOOE	02-101101-2024-01-250019	23-Jan-24	14,370,000.00	0.00	14,370,000.00	0.00	28,740,000.00	14,370,000.00	0.00	7,185,000.00	0.00	21,555,000.00	0.00	0.00	7,185,000.00	0.00	7,185,000.00	7,185,000.00	14,370,000.00
			24,366,000.00	0.00	24,366,000.00	0.00	48,732,000.00	0.00	24,366,000.00	12,183,000.00	0.00	36,549,000.00	0.00	0.00	24,366,000.00	0.00	24,366,000.00	12,183,000.00	12,183,000.00
MAMBUSAO, CAPIZ			24,366,000.00	0.00	24,366,000.00	0.00	48,732,000.00	0.00	24,366,000.00	12,183,000.00	0.00	36,549,000.00	0.00	0.00	24,366,000.00	0.00	24,366,000.00	12,183,000.00	12,183,000.00

This report was generated using the Unified Reporting System on October 5, 2024 4:09 PM; Status : PENDING

Department : Department of Social Welfare and Development (DSWD)

Agency/Entity : Office of the Secretary

Operating Unit : Regional Office - VI

Organization Code (UACS) : 20 001 0300006

Fund Cluster : 01 - Regular Agency Fund

(e.g. UACS Fund Cluster: 01-Regular Agency Fund, 02-Foreign Assisted Projects Fund, 03-Special Account-Locally Funded/Domestic Grants Fund, and 04-Special Account-Foreign Assisted/Foreign Grants Fund)

X	Current Year Appropriations
	Supplemental Appropriations
	Continuing Appropriations

Implementing Agencies and Projects	Obligations							Disbursements (Funds Transferred To)					Liquidations					Unpaid Obligations	Unliquidated Fund Transfers
	Obligation Request and Status		1st Quarter Ending March 31	2nd Quarter Ending June 30	3rd Quarter Ending September 30	4th Quarter Ending Decemb	Total	1st Quarter Ending March 31	2nd Quarter Ending June 30	3rd Quarter Ending September 30	4th Quarter Ending December	Total	1st Quarter Ending March 31	2nd Quarter Ending June 30	3rd Quarter Ending September 30	4th Quarter Ending Decembe	Total		
	Number	Date	4	5	6	7	8=(4+5+6+7)	9	10	11	12	13=(9+10+11+12)	14	15	16	17	18=(14+15+16+17)		
MAMBUSAO, CAPIZ			24,366,000.00	0.00	24,366,000.00	0.00	48,732,000.00	0.00	24,366,000.00	12,183,000.00	0.00	36,549,000.00	0.00	0.00	24,366,000.00	0.00	24,366,000.00	12,183,000.00	12,183,000.00
Social Pension			24,366,000.00	0.00	24,366,000.00	0.00	48,732,000.00	0.00	24,366,000.00	12,183,000.00	0.00	36,549,000.00	0.00	0.00	24,366,000.00	0.00	24,366,000.00	12,183,000.00	12,183,000.00
MOOE	02-101101-2024-02-250085	21-Feb-24	24,366,000.00	0.00	24,366,000.00	0.00	48,732,000.00	0.00	24,366,000.00	12,183,000.00	0.00	36,549,000.00	0.00	0.00	24,366,000.00	0.00	24,366,000.00	12,183,000.00	12,183,000.00
			0.00	37,104,000.00	37,104,000.00	0.00	74,208,000.00	0.00	37,104,000.00	18,552,000.00	0.00	55,656,000.00	0.00	0.00	37,104,000.00	0.00	37,104,000.00	18,552,000.00	18,552,000.00
MIAG-AO, ILOILO			0.00	37,104,000.00	37,104,000.00	0.00	74,208,000.00	0.00	37,104,000.00	18,552,000.00	0.00	55,656,000.00	0.00	0.00	37,104,000.00	0.00	37,104,000.00	18,552,000.00	18,552,000.00
MIAG-AO, ILOILO			0.00	37,104,000.00	37,104,000.00	0.00	74,208,000.00	0.00	37,104,000.00	18,552,000.00	0.00	55,656,000.00	0.00	0.00	37,104,000.00	0.00	37,104,000.00	18,552,000.00	18,552,000.00
Social Pension			0.00	37,104,000.00	37,104,000.00	0.00	74,208,000.00	0.00	37,104,000.00	18,552,000.00	0.00	55,656,000.00	0.00	0.00	37,104,000.00	0.00	37,104,000.00	18,552,000.00	18,552,000.00
MOOE	02-101101-2024-04-250153	1-Apr-24	0.00	37,104,000.00	37,104,000.00	0.00	74,208,000.00	0.00	37,104,000.00	18,552,000.00	0.00	55,656,000.00	0.00	0.00	37,104,000.00	0.00	37,104,000.00	18,552,000.00	18,552,000.00
			0.00	24,012,000.00	0.00	0.00	24,012,000.00	0.00	24,012,000.00	0.00	0.00	24,012,000.00	0.00	0.00	24,012,000.00	0.00	24,012,000.00	0.00	0.00
NEW WASHINGTON, AKLAN			0.00	24,0															

NUMANCIA, AKLAN			13,152,000.00	0.00	13,152,000.00	0.00	26,304,000.00	0.00	13,152,000.00	6,576,000.00	0.00	19,728,000.00	0.00	13,152,000.00	0.00	0.00	13,152,000.00	6,576,000.00	6,576,000.00
NUMANCIA, AKLAN			13,152,000.00	0.00	13,152,000.00	0.00	26,304,000.00	0.00	13,152,000.00	6,576,000.00	0.00	19,728,000.00	0.00	13,152,000.00	0.00	0.00	13,152,000.00	6,576,000.00	6,576,000.00
Social Pension			13,152,000.00	0.00	13,152,000.00	0.00	26,304,000.00	0.00	13,152,000.00	6,576,000.00	0.00	19,728,000.00	0.00	13,152,000.00	0.00	0.00	13,152,000.00	6,576,000.00	6,576,000.00
MOOE	02-101101-2024-02-250080	21-Feb-24	13,152,000.00	0.00	13,152,000.00	0.00	26,304,000.00	0.00	13,152,000.00	6,576,000.00	0.00	19,728,000.00	0.00	13,152,000.00	0.00	0.00	13,152,000.00	6,576,000.00	6,576,000.00
			24,414,000.00	0.00	24,414,000.00	0.00	48,828,000.00	0.00	24,414,000.00	12,207,000.00	0.00	36,621,000.00	0.00	24,414,000.00	0.00	0.00	24,414,000.00	12,207,000.00	12,207,000.00
PANAY, CAPIZ			24,414,000.00	0.00	24,414,000.00	0.00	48,828,000.00	0.00	24,414,000.00	12,207,000.00	0.00	36,621,000.00	0.00	24,414,000.00	0.00	0.00	24,414,000.00	12,207,000.00	12,207,000.00
PANAY, CAPIZ			24,414,000.00	0.00	24,414,000.00	0.00	48,828,000.00	0.00	24,414,000.00	12,207,000.00	0.00	36,621,000.00	0.00	24,414,000.00	0.00	0.00	24,414,000.00	12,207,000.00	12,207,000.00
Social Pension			24,414,000.00	0.00	24,414,000.00	0.00	48,828,000.00	0.00	24,414,000.00	12,207,000.00	0.00	36,621,000.00	0.00	24,414,000.00	0.00	0.00	24,414,000.00	12,207,000.00	12,207,000.00
MOOE	02-101101-2024-02-250080	21-Feb-24	24,414,000.00	0.00	24,414,000.00	0.00	48,828,000.00	0.00	24,414,000.00	12,207,000.00	0.00	36,621,000.00	0.00	24,414,000.00	0.00	0.00	24,414,000.00	12,207,000.00	12,207,000.00
			26,682,000.00	0.00	26,682,000.00	0.00	53,364,000.00	26,682,000.00	0.00	13,341,000.00	0.00	40,023,000.00	0.00	26,682,000.00	0.00	0.00	26,682,000.00	13,341,000.00	13,341,000.00
PANIT-AN, CAPIZ			26,682,000.00	0.00	26,682,000.00	0.00	53,364,000.00	26,682,000.00	0.00	13,341,000.00	0.00	40,023,000.00	0.00	26,682,000.00	0.00	0.00	26,682,000.00	13,341,000.00	13,341,000.00
PANIT-AN, CAPIZ			26,682,000.00	0.00	26,682,000.00	0.00	53,364,000.00	26,682,000.00	0.00	13,341,000.00	0.00	40,023,000.00	0.00	26,682,000.00	0.00	0.00	26,682,000.00	13,341,000.00	13,341,000.00
Social Pension			26,682,000.00	0.00	26,682,000.00	0.00	53,364,000.00	26,682,000.00	0.00	13,341,000.00	0.00	40,023,000.00	0.00	26,682,000.00	0.00	0.00	26,682,000.00	13,341,000.00	13,341,000.00
MOOE	02-101101-2024-02-250065	15-Feb-24	26,682,000.00	0.00	26,682,000.00	0.00	53,364,000.00	26,682,000.00	0.00	13,341,000.00	0.00	40,023,000.00	0.00	26,682,000.00	0.00	0.00	26,682,000.00	13,341,000.00	13,341,000.00
			18,678,000.00	0.00	18,678,000.00	0.00	37,356,000.00	18,678,000.00	0.00	9,339,000.00	0.00	28,017,000.00	0.00	18,678,000.00	0.00	0.00	18,678,000.00	9,339,000.00	9,339,000.00
PILAR, CAPIZ			18,678,000.00	0.00	18,678,000.00	0.00	37,356,000.00	18,678,000.00	0.00	9,339,000.00	0.00	28,017,000.00	0.00	18,678,000.00	0.00	0.00	18,678,000.00	9,339,000.00	9,339,000.00
PILAR, CAPIZ			18,678,000.00	0.00	18,678,000.00	0.00	37,356,000.00	18,678,000.00	0.00	9,339,000.00	0.00	28,017,000.00	0.00	18,678,000.00	0.00	0.00	18,678,000.00	9,339,000.00	9,339,000.00
Social Pension			18,678,000.00	0.00	18,678,000.00	0.00	37,356,000.00	18,678,000.00	0.00	9,339,000.00	0.00	28,017,000.00	0.00	18,678,000.00	0.00	0.00	18,678,000.00	9,339,000.00	9,339,000.00
MOOE	02-101101-2024-01-250022	23-Jan-24	18,678,000.00	0.00	18,678,000.00	0.00	37,356,000.00	18,678,000.00	0.00	9,339,000.00	0.00	28,017,000.00	0.00	18,678,000.00	0.00	0.00	18,678,000.00	9,339,000.00	9,339,000.00
			21,984,000.00	0.00	9,150,000.00	0.00	31,134,000.00	0.00	21,984,000.00	4,575,000.00	0.00	26,559,000.00	0.00	21,984,000.00	0.00	0.00	21,984,000.00	4,575,000.00	4,575,000.00
PONTEVEDRA, NEGROS OCCIDENTAL			21,984,000.00	0.00	9,150,000.00	0.00	31,134,000.00	0.00	21,984,000.00	4,575,000.00	0.00	26,559,000.00	0.00	21,984,000.00	0.00	0.00	21,984,000.00	4,575,000.00	4,575,000.00
PONTEVEDRA, NEGROS OCCIDENTAL			21,984,000.00	0.00	9,150,000.00	0.00	31,134,000.00	0.00	21,984,000.00	4,575,000.00	0.00	26,559,000.00	0.00	21,984,000.00	0.00	0.00	21,984,000.00	4,575,000.00	4,575,000.00
Social Pension			21,984,000.00	0.00	9,150,000.00	0.00	31,134,000.00	0.00	21,984,000.00	4,575,000.00	0.00	26,559,000.00	0.00	21,984,000.00	0.00	0.00	21,984,000.00	4,575,000.00	4,575,000.00
MOOE	02-101101-2024-03-250102	1-Mar-24	21,984,000.00	0.00	9,150,000.00	0.00	31,134,000.00	0.00	21,984,000.00	4,575,000.00	0.00	26,559,000.00	0.00	21,984,000.00	0.00	0.00	21,984,000.00	4,575,000.00	4,575,000.00
			10,998,000.00	0.00	10,998,000.00	0.00	21,996,000.00	10,998,000.00	0.00	5,499,000.00	0.00	16,497,000.00	0.00	10,998,000.00	5,499,000.00	0.00	16,497,000.00	5,499,000.00	0.00
PRES. ROXAS, CAPIZ			10,998,000.00	0.00	10,998,000.00	0.00	21,996,000.00	10,998,000.00	0.00	5,499,000.00	0.00	16,497,000.00	0.00	10,998,000.00	5,499,000.00	0.00	16,497,000.00	5,499,000.00	0.00
PRES. ROXAS, CAPIZ			10,998,000.00	0.00	10,998,000.00	0.00	21,996,000.00	10,998,000.00	0.00	5,499,000.00	0.00	16,497,000.00	0.00	10,998,000.00	5,499,000.00	0.00	16,497,000.00	5,499,000.00	0.00
Social Pension			10,998,000.00	0.00	10,998,000.00	0.00	21,996,000.00	10,998,000.00	0.00	5,499,000.00	0.00	16,497,000.00	0.00	10,998,000.00	5,499,000.00	0.00	16,497,000.00	5,499,000.00	0.00
MOOE	02-101101-2024-02-250052	13-Feb-24	10,998,000.00	0.00	10,998,000.00	0.00	21,996,000.00	10,998,000.00	0.00	5,499,000.00	0.00	16,497,000.00	0.00	10,998,000.00	5,499,000.00	0.00	16,497,000.00	5,499,000.00	0.00
			19,878,000.00	0.00	19,878,000.00	0.00	39,756,000.00	0.00	19,878,000.00	9,939,000.00	0.00	29,817,000.00	0.00	19,878,000.00	0.00	0.00	19,878,000.00	9,939,000.00	9,939,000.00
ROXAS CITY, CAPIZ			19,878,000.00	0.00	19,878,000.00	0.00	39,756,000.00	0.00	19,878,000.00	9,939,000.00	0.00	29,817,000.00	0.00	19,878,000.00	0.00	0.00	19,878,000.00	9,939,000.00	9,939,000.00
ROXAS CITY, CAPIZ			19,878,000.00	0.00	19,878,000.00	0.00	39,756,000.00	0.00	19,878,000.00	9,939,000.00	0.00	29,817,000.00	0.00	19,878,000.00	0.00	0.00	19,878,000.00	9,939,000.00	9,939,000.00
Social Pension			19,878,000.00	0.00	19,878,000.00	0.00	39,756,000.00	0.00	19,878,000.00	9,939,000.00	0.00	29,817,000.00	0.00	19,878,000.00	0.00	0.00	19,878,000.00	9,939,000.00	9,939,000.00
MOOE	02-101101-2024-02-250079	21-Feb-24	19,878,000.00	0.00	19,878,000.00	0.00	39,756,000.00	0.00	19,878,000.00	9,939,000.00	0.00	29,817,000.00	0.00	19,878,000.00	0.00	0.00	19,878,000.00	9,939,000.00	9,939,000.00
			7,680,000.00	0.00	7,680,000.00	0.00	15,360,000.00	0.00	7,680,000.00	3,840,000.00	0.00	11,520,000.00	0.00	0.00	7,680,000.00	0.00	7,680,000.00	3,840,000.00	3,840,000.00
SAN JOSE, ANTIQUE			7,680,000.00	0.00	7,680,000.00	0.00	15,360,000.00	0.00	7,680,000.00	3,840,000.00	0.00	11,520,000.00	0.00	0.00	7,680,000.00	0.00	7,680,000.00	3,840,000.00	3,840,000.00
SAN JOSE, ANTIQUE			7,680,000.00	0.00	7,680,000.00	0.00	15,360,000.00	0.00	7,680,000.00	3,840,000.00	0.00	11,520,000.00	0.00	0.00	7,680,000.00	0.00	7,680,000.00	3,840,000.00	3,840,000.00
Social Pension			7,680,000.00	0.00	7,680,000.00	0.00	15,360,000.00	0.00	7,680,000.00	3,840,000.00	0.00	11,520,000.00	0.00	0.00	7,680,000.00	0.00	7,680,000.00	3,840,000.00	3,840,000.00
MOOE	02-101101-2024-02-250045	5-Feb-24	7,680,000.00	0.00	7,680,000.00	0.00	15,360,000.00	0.00	7,680,000.00	3,840,000.00	0.00	11,520,000.00	0.00	0.00	7,680,000.00	0.00	7,680,000.00	3,840,000.00	3,840,000.00
			13,098,000.00	0.00	13,098,000.00	0.00	26,136,000.00	0.00	13,098,000.00	6,534,000.00	0.00	19,602,000.00	0.00	13,098,000.00	0.00	0.00	13,098,000.00	6,534,000.00	6,534,000.00

This report was generated using the Unified Reporting System on October 5, 2024 4:09 PM; Status : PENDING

Department : Department of Social Welfare and Development (DSWD)
 Agency/Entity : Office of the Secretary
 Operating Unit : Regional Office - VI
 Organization Code (UACS) : 20 001 0300006
 Fund Cluster : 01 - Regular Agency Fund

X	Current Year Appropriations
	Supplemental Appropriations
	Continuing Appropriations

(e.g. UACS Fund Cluster: 01-Regular Agency Fund, 02-Foreign Assisted Projects Fund, 03-Special Account-Locally Funded/Domestic Grants Fund, and 04-Special Account-Foreign Assisted/Foreign Grants Fund)

Implementing Agencies and Projects	Obligation Request and Status		Obligations					Disbursements (Funds Transferred To)					Liquidations					Unpaid Obligations	Unliquidated Fund Transfers
			1st Quarter Ending March 31	2nd Quarter Ending June 30	3rd Quarter Ending September 30	4th Quarter Ending Decemb	Total	1st Quarter Ending March 31	2nd Quarter Ending June 30	3rd Quarter Ending September 30	4th Quarter Ending Decemb	Total	1st Quarter Ending March 31	2nd Quarter Ending June 30	3rd Quarter Ending September 30	4			

Implementing Agencies and Projects	Obligations							Disbursements (Funds Transferred To)					Liquidations					Unpaid Obligations	Unliquidated Fund Transfers
	Obligation Request and Status		1st Quarter Ending March 31	2nd Quarter Ending June 30	3rd Quarter Ending September 30	4th Quarter Ending Decemb	Total	1st Quarter Ending March 31	2nd Quarter Ending June 30	3rd Quarter Ending September 30	4th Quarter Ending December	Total	1st Quarter Ending March 31	2nd Quarter Ending June 30	3rd Quarter Ending September 30	4th Quarter Ending December	Total		
	Number	Date	4	5	6	7	8=(4+5+6+7)	9	10	11	12	13=(9+10+11+12)	14	15	16	17	18=(14+15+16+17)		
			14,328,000.00	0.00	14,328,000.00	0.00	28,656,000.00	14,328,000.00	0.00	7,164,000.00	0.00	21,492,000.00	0.00	14,328,000.00	7,164,000.00	0.00	21,492,000.00	7,164,000.00	0.00
TOBIAS FORNIER, ANTIQUE			14,328,000.00	0.00	14,328,000.00	0.00	28,656,000.00	14,328,000.00	0.00	7,164,000.00	0.00	21,492,000.00	0.00	14,328,000.00	7,164,000.00	0.00	21,492,000.00	7,164,000.00	0.00
TOBIAS FORNIER, ANTIQUE			14,328,000.00	0.00	14,328,000.00	0.00	28,656,000.00	14,328,000.00	0.00	7,164,000.00	0.00	21,492,000.00	0.00	14,328,000.00	7,164,000.00	0.00	21,492,000.00	7,164,000.00	0.00
Social Pension			14,328,000.00	0.00	14,328,000.00	0.00	28,656,000.00	14,328,000.00	0.00	7,164,000.00	0.00	21,492,000.00	0.00	14,328,000.00	7,164,000.00	0.00	21,492,000.00	7,164,000.00	0.00
MOOE	02-101101-2024-02-250029	1-Feb-24	14,328,000.00	0.00	14,328,000.00	0.00	28,656,000.00	14,328,000.00	0.00	7,164,000.00	0.00	21,492,000.00	0.00	14,328,000.00	7,164,000.00	0.00	21,492,000.00	7,164,000.00	0.00
			14,754,000.00	0.00	14,754,000.00	0.00	29,508,000.00	0.00	14,754,000.00	7,377,000.00	0.00	22,131,000.00	0.00	14,754,000.00	7,377,000.00	0.00	22,131,000.00	7,377,000.00	0.00
TUBUNGAN, ILOILO			14,754,000.00	0.00	14,754,000.00	0.00	29,508,000.00	0.00	14,754,000.00	7,377,000.00	0.00	22,131,000.00	0.00	14,754,000.00	7,377,000.00	0.00	22,131,000.00	7,377,000.00	0.00
TUBUNGAN, ILOILO			14,754,000.00	0.00	14,754,000.00	0.00	29,508,000.00	0.00	14,754,000.00	7,377,000.00	0.00	22,131,000.00	0.00	14,754,000.00	7,377,000.00	0.00	22,131,000.00	7,377,000.00	0.00
Social Pension			14,754,000.00	0.00	14,754,000.00	0.00	29,508,000.00	0.00	14,754,000.00	7,377,000.00	0.00	22,131,000.00	0.00	14,754,000.00	7,377,000.00	0.00	22,131,000.00	7,377,000.00	0.00
MOOE	02-101101-2024-03-250139	21-Mar-24	14,754,000.00	0.00	14,754,000.00	0.00	29,508,000.00	0.00	14,754,000.00	7,377,000.00	0.00	22,131,000.00	0.00	14,754,000.00	7,377,000.00	0.00	22,131,000.00	7,377,000.00	0.00
			10,200,000.00	0.00	10,200,000.00	0.00	20,400,000.00	0.00	10,200,000.00	5,100,000.00	0.00	15,300,000.00	0.00	10,200,000.00	5,100,000.00	0.00	15,300,000.00	5,100,000.00	0.00
VALDERRAMA, ANTIQUE			10,200,000.00	0.00	10,200,000.00	0.00	20,400,000.00	0.00	10,200,000.00	5,100,000.00	0.00	15,300,000.00	0.00	10,200,000.00	5,100,000.00	0.00	15,300,000.00	5,100,000.00	0.00
VALDERRAMA, ANTIQUE			10,200,000.00	0.00	10,200,000.00	0.00	20,400,000.00	0.00	10,200,000.00	5,100,000.00	0.00	15,300,000.00	0.00	10,200,000.00	5,100,000.00	0.00	15,300,000.00	5,100,000.00	0.00
Social Pension			10,200,000.00	0.00	10,200,000.00	0.00	20,400,000.00	0.00	10,200,000.00	5,100,000.00	0.00	15,300,000.00	0.00	10,200,000.00	5,100,000.00	0.00	15,300,000.00	5,100,000.00	0.00
MOOE	02-101101-2024-02-250088	21-Feb-24	10,200,000.00	0.00	10,200,000.00	0.00	20,400,000.00	0.00	10,200,000.00	5,100,000.00	0.00	15,300,000.00	0.00	10,200,000.00	5,100,000.00	0.00	15,300,000.00	5,100,000.00	0.00
			0.00	0.00	22,808,000.00	0.00	22,808,000.00	0.00	0.00	11,304,000.00	0.00	11,304,000.00	0.00	0.00	0.00	0.00	0.00	11,304,000.00	11,304,000.00
ALIMODIAN, ILOILO			0.00	0.00	22,808,000.00	0.00	22,808,000.00	0.00	0.00	11,304,000.00	0.00	11,304,000.00	0.00	0.00	0.00	0.00	0.00	11,304,000.00	11,304,000.00
ALIMODIAN, ILOILO			0.00	0.00	22,808,000.00	0.00	22,808,000.00	0.00	0.00	11,304,000.00	0.00	11,304,000.00	0.00	0.00	0.00	0.00	0.00	11,304,000.00	11,304,000.00
Social Pension			0.00	0.00	22,808,000.00	0.00	22,808,000.00	0.00	0.00	11,304,000.00	0.00	11,304,000.00	0.00	0.00	0.00	0.00	0.00	11,304,000.00	11,304,000.00
MOOE	02-101101-2024-07-250327 / 02-101101-2024-09-250499	07/25/2024	0.00	0.00	22,808,000.00	0.00	22,808,000.00	0.00	0.00	11,304,000.00	0.00	11,304,000.00	0.00	0.00	0.00	0.00	0.00	11,304,000.00	11,304,000.00
			0.00	0.00	2,161,800.00	0.00	2,161,800.00	0.00	0.00	2,161,800.00	0.00	2,161,800.00	0.00	0.00	0.00	0.00	0.00	0.00	2,161,800.00
ALIMODIAN, ILOILO			0.00	0.00	2,161,800.00	0.00	2,161,800.00	0.00	0.00	2,161,800.00	0.00	2,161,800.00	0.00	0.00	0.00	0.00	0.00	0.00	2,161,800.00
ALIMODIAN, ILOILO			0.00	0.00	2,161,800.00	0.00	2,161,800.00	0.00	0.00	2,161,800.00	0.00	2,161,800.00	0.00	0.00	0.00	0.00	0.00	0.00	2,161,800.00
Social Pension			0.00	0.00	2,161,800.00	0.00	2,161,800.00	0.00	0.00	2,161,800.00	0.00	2,161,800.00	0.00	0.00	0.00	0.00	0.00	0.00	2,161,800.00
MOOE	02-101101-2024-07-230058	7.11.2024	0.00	0.00	2,161,800.00	0.00	2,161,800.00	0.00	0.00	2,161,800.00	0.00	2,161,800.00	0.00	0.00	0.00	0.00	0.00	0.00	2,161,800.00
			0.00	0.00	2,728,800.00	0.00	2,728,800.00	0.00	0.00	2,728,800.00	0.00	2,728,800.00	0.00	0.00	0.00	0.00	0.00	0.00	2,728,800.00
Ajuy, Iloilo			0.00	0.00	2,728,800.00	0.00	2,728,800.00	0.00	0.00	2,728,800.00	0.00	2,728,800.00	0.00	0.00	0.00	0.00	0.00	0.00	2,728,800.00
Ajuy, Iloilo			0.00	0.00	2,728,800.00	0.00	2,728,800.00	0.00	0.00	2,728,800.00	0.00	2,728,800.00	0.00	0.00	0.00	0.00	0.00	0.00	2,728,800.00
Social Pension			0.00	0.00	2,728,800.00	0.00	2,728,800.00	0.00	0.00	2,728,800.00	0.00	2,728,800.00	0.00	0.00	0.00	0.00	0.00	0.00	2,728,800.00
MOOE	02-101101-2024-07-230047	7.11.2024	0.00	0.00	2,728,800.00	0.00	2,728,800.00	0.00	0.00	2,728,800.00	0.00	2,728,800.00	0.00	0.00	0.00	0.00	0.00	0.00	2,728,800.00
			0.00	0.00	1,634,400.00	0.00	1,634,400.00	0.00	0.00	1,634,400.00	0.00	1,634,400.00	0.00	0.00	0.00	0.00	0.00	0.00	1,634,400.00
ANILAO, ILOILO			0.00	0.00	1,634,400.00	0.00	1,634,400.00	0.00	0.00	1,634,400.00	0.00	1,634,400.00	0.00	0.00	0.00	0.00	0.00	0.00	1,634,400.00
ANILAO, ILOILO			0.00	0.00	1,634,400.00	0.00	1,634,400.00	0.00	0.00	1,634,400.00	0.00	1,634,400.00	0.00	0.00	0.00	0.00	0.00	0.00	1,634,400.00
Social Pension			0.00	0.00	1,634,400.00	0.00	1,634,400.00	0.00	0.00	1,634,400.00	0.00	1,634,400.00	0.00	0.00	0.00	0.00	0.00	0.00	1,634,400.00
MOOE	02-101101-2024-08-230185	8.22.2024	0.00	0.00	1,634,400.00	0.00	1,634,400.00	0.00	0.00	1,634,400.00	0.00	1,634,400.00	0.00	0.00	0.00	0.00	0.00	0.00	1,634,400.00
			0.00	0.00	18,366,000.00	0.00	18,366,000.00	0.00	0.00	9,183,000.00	0.00	9,183,000.00	0.00	0.00	9,183,000.00	0.00	9,183,000.00	9,183,000.00	0.00
BADIANGAN, ILOILO			0.00	0.00	18,366,000.00	0.00	18,366,000.00	0.00	0.00	9,183,000.00	0.00	9,183,000.00	0.00	0.00	9,183,000.00	0.00	9,183,000.00	9,183,000.00	0.00
BADIANGAN, ILOILO			0.00	0.00	18,366,000.00	0.00	18,366,000.00	0.00	0.00	9,183,000.00	0.00	9,183,000.00	0.00	0.00	9,183,000.00	0.00	9,183,000.00	9,183,000.00	0.00
Social Pension			0.00	0.00	18,366,000.00	0.00	18,366,000.00	0.00	0.00	9,183,000.00	0.00	9,183,000.00	0.00	0.00	9,183,000.00	0.00	9,183,000.00	9,183,000.00	0.00
MOOE	02-101101-2024-07-250315 / 02-101101-2024-09-250461	9/25/2024	0.00	0.00	18,366,000.00	0.00	18,366,000.00	0.00	0.00	9,183,000.00	0.00	9,183,000.00	0.00	0.00	9,183,000.00	0.00	9,183,000.00	9,183,000.00	0.00
			0.00	0.00	1,483,200.00	0.00	1,483,200.00	0.00	0.00	1,483,200.00	0.00	1,483,200.00	0.00	0.00	0.00	0.00	0.00	0.00	1,483,200.00
BADIANGAN, ILOILO			0.00	0.00	1,483,200.00	0.00	1,483,200.00	0.00	0.00	1,483,200.00	0.00	1,483,200.00	0.00	0.00	0.00	0.00	0.00	0.00	1,483,200.00
BADIANGAN, ILOILO			0.00	0.00	1,483,200.00	0.00	1,483,200.00	0.00	0.00	1,483,200.00	0.00	1,483,200.00	0.00	0.00	0.00	0.00	0.00	0.00	1,483,200.00
Social Pension			0.00	0.00	1,483,200.00	0.00	1,483,200.00	0.00	0.00	1,483,200.00	0.00	1,483,200.00	0.00	0.00	0.00	0.00	0.00	0.00	1,483,200.00
MOOE	02-101101-2024-07-230055	7.11.2024	0.00																

BALASAN, ILOILO			0.00	0.00	1,859,400.00	0.00	1,859,400.00	0.00	0.00	1,859,400.00	0.00	1,859,400.00	0.00	0.00	0.00	0.00	0.00	0.00	1,859,400.00
BALASAN, ILOILO			0.00	0.00	1,859,400.00	0.00	1,859,400.00	0.00	0.00	1,859,400.00	0.00	1,859,400.00	0.00	0.00	0.00	0.00	0.00	0.00	1,859,400.00
Supplementary Feeding Program			0.00	0.00	1,859,400.00	0.00	1,859,400.00	0.00	0.00	1,859,400.00	0.00	1,859,400.00	0.00	0.00	0.00	0.00	0.00	0.00	1,859,400.00
MOOE	02-101101-2024-08-230118	8.05.2024	0.00	0.00	1,859,400.00	0.00	1,859,400.00	0.00	0.00	1,859,400.00	0.00	1,859,400.00	0.00	0.00	0.00	0.00	0.00	0.00	1,859,400.00
			0.00	0.00	1,807,200.00	0.00	1,807,200.00	0.00	0.00	1,807,200.00	0.00	1,807,200.00	0.00	0.00	0.00	0.00	0.00	0.00	1,807,200.00
BANATE, ILOILO			0.00	0.00	1,807,200.00	0.00	1,807,200.00	0.00	0.00	1,807,200.00	0.00	1,807,200.00	0.00	0.00	0.00	0.00	0.00	0.00	1,807,200.00
BANATE, ILOILO			0.00	0.00	1,807,200.00	0.00	1,807,200.00	0.00	0.00	1,807,200.00	0.00	1,807,200.00	0.00	0.00	0.00	0.00	0.00	0.00	1,807,200.00

This report was generated using the Unified Reporting System on October 5, 2024 4:09 PM; Status : PENDING

Department : Department of Social Welfare and Development (DSWD)
 Agency/Entity : Office of the Secretary
 Operating Unit : Regional Office - VI
 Organization Code (UACS) : 20 001 0300006
 Fund Cluster : 01 - Regular Agency Fund

X	Current Year Appropriations
	Supplemental Appropriations
	Continuing Appropriations

(e.g. UACS Fund Cluster: 01-Regular Agency Fund, 02-Foreign Assisted Projects Fund, 03-Special Account-Locally Funded/Domestic Grants Fund, and 04-Special Account-Foreign Assisted/Foreign Grants Fund)

Implementing Agencies and Projects	Obligations							Disbursements (Funds Transferred To)					Liquidations					Unpaid Obligations	Unliquidated Fund Transfers
	Obligation Request and Status		1st Quarter Ending March 31	2nd Quarter Ending June 30	3rd Quarter Ending September 30	4th Quarter Ending Decemb	Total	1st Quarter Ending March 31	2nd Quarter Ending June 30	3rd Quarter Ending September 30	4th Quarter Ending December	Total	1st Quarter Ending March 31	2nd Quarter Ending June 30	3rd Quarter Ending September 30	4th Quarter Ending Decembe	Total		
	Number	Date	4	5	6	7	8=(4+5+6+7)	9	10	11	12	13=(9+10+11+12)	14	15	16	17	18=(14+15+16+17)		
Supplementary Feeding Program			0.00	0.00	1,807,200.00	0.00	1,807,200.00	0.00	0.00	1,807,200.00	0.00	1,807,200.00	0.00	0.00	0.00	0.00	0.00	0.00	1,807,200.00
MOOE	02-101101-2024-08-230119	8.05.2024	0.00	0.00	1,807,200.00	0.00	1,807,200.00	0.00	0.00	1,807,200.00	0.00	1,807,200.00	0.00	0.00	0.00	0.00	0.00	0.00	1,807,200.00
BAROTAC NUEVO, ILOILO			0.00	0.00	1,877,600.00	0.00	1,877,600.00	0.00	0.00	0.00	0.00	0.00	0.00	0.00	0.00	0.00	0.00	0.00	1,877,600.00
BAROTAC NUEVO, ILOILO			0.00	0.00	1,877,600.00	0.00	1,877,600.00	0.00	0.00	0.00	0.00	0.00	0.00	0.00	0.00	0.00	0.00	0.00	1,877,600.00
Supplementary Feeding Program			0.00	0.00	1,877,600.00	0.00	1,877,600.00	0.00	0.00	0.00	0.00	0.00	0.00	0.00	0.00	0.00	0.00	0.00	1,877,600.00
MOOE	02-101101-2024-09-230182	9.06.2024	0.00	0.00	1,877,600.00	0.00	1,877,600.00	0.00	0.00	0.00	0.00	0.00	0.00	0.00	0.00	0.00	0.00	0.00	1,877,600.00
BAROTAC VIEJO, ILOILO			0.00	0.00	14,256,000.00	0.00	14,256,000.00	0.00	0.00	7,128,000.00	0.00	7,128,000.00	0.00	0.00	0.00	0.00	0.00	0.00	14,256,000.00
BAROTAC VIEJO, ILOILO			0.00	0.00	14,256,000.00	0.00	14,256,000.00	0.00	0.00	7,128,000.00	0.00	7,128,000.00	0.00	0.00	0.00	0.00	0.00	0.00	14,256,000.00
Social Pension			0.00	0.00	14,256,000.00	0.00	14,256,000.00	0.00	0.00	7,128,000.00	0.00	7,128,000.00	0.00	0.00	0.00	0.00	0.00	0.00	14,256,000.00
MOOE	02-101101-2024-08-250388 / 02-101101-2024-09-250510	9/27/2024	0.00	0.00	14,256,000.00	0.00	14,256,000.00	0.00	0.00	7,128,000.00	0.00	7,128,000.00	0.00	0.00	0.00	0.00	0.00	0.00	14,256,000.00
BAROTAC VIEJO, ILOILO			0.00	0.00	1,967,400.00	0.00	1,967,400.00	0.00	0.00	1,967,400.00	0.00	1,967,400.00	0.00	0.00	0.00	0.00	0.00	0.00	1,967,400.00
BAROTAC VIEJO, ILOILO			0.00	0.00	1,967,400.00	0.00	1,967,400.00	0.00	0.00	1,967,400.00	0.00	1,967,400.00	0.00	0.00	0.00	0.00	0.00	0.00	1,967,400.00
Supplementary Feeding Program			0.00	0.00	1,967,400.00	0.00	1,967,400.00	0.00	0.00	1,967,400.00	0.00	1,967,400.00	0.00	0.00	0.00	0.00	0.00	0.00	1,967,400.00
MOOE	02-101101-2024-07-230054	7.11.2024	0.00	0.00	1,967,400.00	0.00	1,967,400.00	0.00	0.00	1,967,400.00	0.00	1,967,400.00	0.00	0.00	0.00	0.00	0.00	0.00	1,967,400.00
BATAD, ILOILO			0.00	0.00	1,346,400.00	0.00	1,346,400.00	0.00	0.00	1,346,400.00	0.00	1,346,400.00	0.00	0.00	0.00	0.00	0.00	0.00	1,346,400.00
BATAD, ILOILO			0.00	0.00	1,346,400.00	0.00	1,346,400.00	0.00	0.00	1,346,400.00	0.00	1,346,400.00	0.00	0.00	0.00	0.00	0.00	0.00	1,346,400.00
Supplementary Feeding Program			0.00	0.00	1,346,400.00	0.00	1,346,400.00	0.00	0.00	1,346,400.00	0.00	1,346,400.00	0.00	0.00	0.00	0.00	0.00	0.00	1,346,400.00
MOOE	02-101101-2024-08-230120	8.05.2024	0.00	0.00	1,346,400.00	0.00	1,346,400.00	0.00	0.00	1,346,400.00	0.00	1,346,400.00	0.00	0.00	0.00	0.00	0.00	0.00	1,346,400.00
BINGAWAN, ILOILO			0.00	0.00	9,912,000.00	0.00	9,912,000.00	0.00	0.00	4,956,000.00	0.00	4,956,000.00	0.00	0.00	0.00	0.00	0.00	0.00	9,912,000.00
BINGAWAN, ILOILO			0.00	0.00	9,912,000.00	0.00	9,912,000.00	0.00	0.00	4,956,000.00	0.00	4,956,000.00	0.00	0.00	0.00	0.00	0.00	0.00	9,912,000.00
Social Pension			0.00	0.00	9,912,000.00	0.00	9,912,000.00	0.00	0.00	4,956,000.00	0.00	4,956,000.00	0.00	0.00	0.00	0.00	0.00	0.00	9,912,000.00
MOOE	02-101101-2024-07-250311 / 02-101101-2024-09-250458	9/25/2024	0.00	0.00	9,912,000.00	0.00	9,912,000.00	0.00	0.00	4,956,000.00	0.00	4,956,000.00	0.00	0.00	0.00	0.00	0.00	0.00	9,912,000.00
BINGAWAN, ILOILO			0.00	0.00	988,200.00	0.00	988,200.00	0.00	0.00	988,200.00	0.00	988,200.00	0.00	0.00	0.00	0.00	0.00	0.00	988,200.00
BINGAWAN, ILOILO			0.00	0.00	988,200.00	0.00	988,200.00	0.00	0.00	988,200.00	0.00	988,200.00	0.00	0.00	0.00	0.00	0.00	0.00	988,200.00
Supplementary Feeding Program			0.00	0.00	988,200.00	0.00	988,200.00	0.00	0.00	988,200.00	0.00	988,200.00	0.00	0.00	0.00	0.00	0.00	0.00	988,200.00
MOOE	02-101101-2024-09-230175	9.06.2024	0.00	0.00	988,200.00	0.00	988,200.00	0.00	0.00	988,200.00	0.00	988,200.00	0.00	0.00	0.00	0.00	0.00	0.00	988,200.00
CABATUAN, ILOILO			0.00	0.00	32,526,000.00	0.00	32,526,000.00	0.00	0.00	16,263,000.00	0.00	16,263,000.00	0.00	0.00	16,263,000.00	0.00	16,263,000.00	16,263,000.00	0.00
CABATUAN, ILOILO			0.00	0.00	32,526,000.00	0.00	32,526,000.00	0.00	0.00	16,263,000.00	0.00	16,263,000.00	0.00	0.00	16,263,000.00	0.00	16,263,000.00	16,263,000.00	0.00

MOOE	02-101101-2024-07-230058	7.11.2024	0.00	0.00	1,477,800.00	0.00	1,477,800.00	0.00	0.00	1,477,800.00	0.00	1,477,800.00	0.00	0.00	0.00	0.00	0.00	0.00	0.00	1,477,800.00
DUMANGAS, ILOILO			0.00	0.00	3,029,400.00	0.00	3,029,400.00	0.00	0.00	3,029,400.00	0.00	3,029,400.00	0.00	0.00	0.00	0.00	0.00	0.00	0.00	3,029,400.00
Supplementary Feeding Program			0.00	0.00	3,029,400.00	0.00	3,029,400.00	0.00	0.00	3,029,400.00	0.00	3,029,400.00	0.00	0.00	0.00	0.00	0.00	0.00	0.00	3,029,400.00
MOOE	02-101101-2024-08-230117	8.05.2024	0.00	0.00	3,029,400.00	0.00	3,029,400.00	0.00	0.00	3,029,400.00	0.00	3,029,400.00	0.00	0.00	0.00	0.00	0.00	0.00	0.00	3,029,400.00
ESTANCIA, ILOILO			0.00	0.00	20,454,000.00	0.00	20,454,000.00	0.00	0.00	10,227,000.00	0.00	10,227,000.00	0.00	0.00	0.00	0.00	0.00	0.00	0.00	10,227,000.00
ESTANCIA, ILOILO			0.00	0.00	20,454,000.00	0.00	20,454,000.00	0.00	0.00	10,227,000.00	0.00	10,227,000.00	0.00	0.00	0.00	0.00	0.00	0.00	0.00	10,227,000.00
Social Pension			0.00	0.00	20,454,000.00	0.00	20,454,000.00	0.00	0.00	10,227,000.00	0.00	10,227,000.00	0.00	0.00	0.00	0.00	0.00	0.00	0.00	10,227,000.00
MOOE	02-101101-2024-08-250385 / 02-101101-2024-09-250511	9/27/2024	0.00	0.00	2,295,000.00	0.00	2,295,000.00	0.00	0.00	2,295,000.00	0.00	2,295,000.00	0.00	0.00	0.00	0.00	0.00	0.00	0.00	2,295,000.00
ESTANCIA, ILOILO			0.00	0.00	2,295,000.00	0.00	2,295,000.00	0.00	0.00	2,295,000.00	0.00	2,295,000.00	0.00	0.00	0.00	0.00	0.00	0.00	0.00	2,295,000.00
ESTANCIA, ILOILO			0.00	0.00	2,295,000.00	0.00	2,295,000.00	0.00	0.00	2,295,000.00	0.00	2,295,000.00	0.00	0.00	0.00	0.00	0.00	0.00	0.00	2,295,000.00
Supplementary Feeding Program			0.00	0.00	2,295,000.00	0.00	2,295,000.00	0.00	0.00	2,295,000.00	0.00	2,295,000.00	0.00	0.00	0.00	0.00	0.00	0.00	0.00	2,295,000.00
MOOE	02-101101-2024-07-230050	7.11.2024	0.00	0.00	2,295,000.00	0.00	2,295,000.00	0.00	0.00	2,295,000.00	0.00	2,295,000.00	0.00	0.00	0.00	0.00	0.00	0.00	0.00	2,295,000.00
IGBARAS, ILOILO			0.00	0.00	1,170,000.00	0.00	1,170,000.00	0.00	0.00	1,170,000.00	0.00	1,170,000.00	0.00	0.00	0.00	0.00	0.00	0.00	0.00	1,170,000.00
IGBARAS, ILOILO			0.00	0.00	1,170,000.00	0.00	1,170,000.00	0.00	0.00	1,170,000.00	0.00	1,170,000.00	0.00	0.00	0.00	0.00	0.00	0.00	0.00	1,170,000.00
Supplementary Feeding Program			0.00	0.00	1,170,000.00	0.00	1,170,000.00	0.00	0.00	1,170,000.00	0.00	1,170,000.00	0.00	0.00	0.00	0.00	0.00	0.00	0.00	1,170,000.00
MOOE	02-101101-2024-07-230048	7.11.2024	0.00	0.00	1,170,000.00	0.00	1,170,000.00	0.00	0.00	1,170,000.00	0.00	1,170,000.00	0.00	0.00	0.00	0.00	0.00	0.00	0.00	1,170,000.00
GUIMBAL, ILOILO			0.00	0.00	1,002,600.00	0.00	1,002,600.00	0.00	0.00	0.00	0.00	0.00	0.00	0.00	0.00	0.00	0.00	0.00	0.00	1,002,600.00
GUIMBAL, ILOILO			0.00	0.00	1,002,600.00	0.00	1,002,600.00	0.00	0.00	0.00	0.00	0.00	0.00	0.00	0.00	0.00	0.00	0.00	0.00	1,002,600.00
Supplementary Feeding Program			0.00	0.00	1,002,600.00	0.00	1,002,600.00	0.00	0.00	0.00	0.00	0.00	0.00	0.00	0.00	0.00	0.00	0.00	0.00	1,002,600.00
MOOE	02-101101-2024-09-230168	9.03.2024	0.00	0.00	1,002,600.00	0.00	1,002,600.00	0.00	0.00	0.00	0.00	0.00	0.00	0.00	0.00	0.00	0.00	0.00	0.00	1,002,600.00
JANUJAY, ILOILO			0.00	0.00	35,526,000.00	0.00	35,526,000.00	0.00	0.00	17,763,000.00	0.00	17,763,000.00	0.00	0.00	17,763,000.00	0.00	17,763,000.00	0.00	17,763,000.00	0.00
JANUJAY, ILOILO			0.00	0.00	35,526,000.00	0.00	35,526,000.00	0.00	0.00	17,763,000.00	0.00	17,763,000.00	0.00	0.00	17,763,000.00	0.00	17,763,000.00	0.00	17,763,000.00	0.00
JANUJAY, ILOILO			0.00	0.00	35,526,000.00	0.00	35,526,000.00	0.00	0.00	17,763,000.00	0.00	17,763,000.00	0.00	0.00	17,763,000.00	0.00	17,763,000.00	0.00	17,763,000.00	0.00

This report was generated using the Unified Reporting System on October 5, 2024 4:09 PM, Status : PENDING

Department : Department of Social Welfare and Development (DSWD)
 Agency/Entity : Office of the Secretary
 Operating Unit : Regional Office - VI
 Organization Code (UACS) : 20 001 0300006
 Fund Cluster : 01 - Regular Agency Fund
 (e.g. UACS Fund Cluster: 01-Regular Agency Fund, 02-Foreign Assisted Projects Fund, 03-Special Account-Locally Funded/Domestic Grants Fund, and 04-Special Account-Foreign Assisted/Foreign Grants Fund)

X	Current Year Appropriations
	Supplemental Appropriations
	Continuing Appropriations

Implementing Agencies and Projects	Obligation Request and Status		Obligations					Disbursements (Funds Transferred To)					Liquidations					Unpaid Obligations	Unliquidated Fund Transfers	
			1st Quarter Ending March 31	2nd Quarter Ending June 30	3rd Quarter Ending September 30	4th Quarter Ending Decemb	Total	1st Quarter Ending March 31	2nd Quarter Ending June 30	3rd Quarter Ending September 30	4th Quarter Ending December	Total	1st Quarter Ending March 31	2nd Quarter Ending June 30	3rd Quarter Ending September 30	4th Quarter Ending Decembe	Total			
	Number	Date	4	5	6	7	8=(4+5+6+7)	9	10	11	12	13=(9+10+11+12)	14	15	16	17	18=(14+15+16+17)			19=(8-13)
Social Pension			0.00	0.00	35,526,000.00	0.00	35,526,000.00	0.00	0.00	17,763,000.00	0.00	17,763,000.00	0.00	0.00	17,763,000.00	0.00	17,763,000.00	0.00	17,763,000.00	0.00
MOOE	02-101101-2024-07-250285 / 02-101101-2024-09-250462	9/25/2024	0.00	0.00	35,526,000.00	0.00	35,526,000.00	0.00	0.00	17,763,000.00	0.00	17,763,000.00	0.00	0.00	17,763,000.00	0.00	17,763,000.00	0.00	17,763,000.00	0.00
JANUJAY, ILOILO			0.00	0.00	3,292,200.00	0.00	3,292,200.00	0.00	0.00	3,292,200.00	0.00	3,292,200.00	0.00	0.00	3,292,200.00	0.00	3,292,200.00	0.00	3,292,200.00	0.00
JANUJAY, ILOILO			0.00	0.00	3,292,200.00	0.00	3,292,200.00	0.00	0.00	3,292,200.00	0.00	3,292,200.00	0.00	0.00	3,292,200.00	0.00	3,292,200.00	0.00	3,292,200.00	0.00
Supplementary Feeding Program			0.00	0.00	3,292,200.00	0.00	3,292,200.00	0.00	0.00	3,292,200.00	0.00	3,292,200.00	0.00	0.00	3,292,200.00	0.00	3,292,200.00	0.00	3,292,200.00	0.00
MOOE	02-101101-2024-07-230049	7.11.2024	0.00	0.00	3,292,200.00	0.00	3,292,200.00	0.00	0.00	3,292,200.00	0.00	3,292,200.00	0.00	0.00	3,292,200.00	0.00	3,292,200.00	0.00	3,292,200.00	0.00
LAMBUNAO, ILOILO			0.00	0.00	4,453,200.00	0.00	4,453,200.00	0.00	0.00	4,453,200.00	0.00	4,453,200.00	0.00	0.00	4,453,200.00	0.00	4,453,200.00	0.00	4,453,200.00	0.00
LAMBUNAO, ILOILO			0.00	0.00	4,453,200.00	0.00	4,453,200.00	0.00	0.00	4,453,200.00	0.00	4,453,200.00	0.00	0.00	4,453,200.00	0.00	4,453,200.00	0.00	4,453,200.00	0.00
Supplementary Feeding Program			0.00	0.00	4,453,200.00	0.00	4,453,200.00	0.00	0.00	4,453,200.00	0.00	4,453,200.00	0.00	0.00	4,453,200.00	0.00	4,453,200.00	0.00	4,453,200.00	0.00
MOOE	02-101101-2024-08-230116	8.05.2024	0.00	0.00	4,453,200.00	0.00	4,453,200.00	0.00	0.00	4,453,200.00	0.00	4,453,200.00	0.00	0.00	4,453,200.00	0.00	4,453,200.00	0.00	4,453,200.00	0.00
LEGANES, ILOILO			0.00	0.00	1,288,800.00	0.00	1,288,800.00	0.00	0.00	1,288,800.00	0.00	1,288,800.00	0.00	0.00	1,288,800.00	0.00	1,288,800.00	0.00	1,288,800.00	0.00
LEGANES, ILOILO			0.00	0.00	1,288,800.00	0.00	1,288,800.00	0.00	0.00	1,288,800.00	0.00	1,288,800.00	0.00	0.00	1,288,800.00	0.00	1,288,800.00	0.00	1,288,800.00	0.00

MOOE	02-101101-2024-07-230064	7.11.2024	0.00	0.00	1,422,000.00	0.00	1,422,000.00	0.00	0.00	1,422,000.00	0.00	1,422,000.00	0.00	0.00	0.00	0.00	0.00	0.00	1,422,000.00
SIBUNAG, GUIMARAS			0.00	0.00	1,224,000.00	0.00	1,224,000.00	0.00	0.00	1,224,000.00	0.00	1,224,000.00	0.00	0.00	0.00	0.00	0.00	0.00	1,224,000.00
SIBUNAG, GUIMARAS			0.00	0.00	1,224,000.00	0.00	1,224,000.00	0.00	0.00	1,224,000.00	0.00	1,224,000.00	0.00	0.00	0.00	0.00	0.00	0.00	1,224,000.00
Supplementary Feeding Program			0.00	0.00	1,224,000.00	0.00	1,224,000.00	0.00	0.00	1,224,000.00	0.00	1,224,000.00	0.00	0.00	0.00	0.00	0.00	0.00	1,224,000.00
MOOE	02-101101-2024-07-230066	7.11.2024	0.00	0.00	1,224,000.00	0.00	1,224,000.00	0.00	0.00	1,224,000.00	0.00	1,224,000.00	0.00	0.00	0.00	0.00	0.00	0.00	1,224,000.00
ALTAVAS, AKLAN			0.00	0.00	16,440,000.00	0.00	16,440,000.00	0.00	0.00	8,220,000.00	0.00	8,220,000.00	0.00	0.00	8,220,000.00	0.00	8,220,000.00	8,220,000.00	0.00
ALTAVAS, AKLAN			0.00	0.00	16,440,000.00	0.00	16,440,000.00	0.00	0.00	8,220,000.00	0.00	8,220,000.00	0.00	0.00	8,220,000.00	0.00	8,220,000.00	8,220,000.00	0.00
Social Pension			0.00	0.00	16,440,000.00	0.00	16,440,000.00	0.00	0.00	8,220,000.00	0.00	8,220,000.00	0.00	0.00	8,220,000.00	0.00	8,220,000.00	8,220,000.00	0.00
MOOE	02-101101-2024-08-250363 / 02-101101-2024-08-250441	9/26/2024	0.00	0.00	16,440,000.00	0.00	16,440,000.00	0.00	0.00	8,220,000.00	0.00	8,220,000.00	0.00	0.00	8,220,000.00	0.00	8,220,000.00	8,220,000.00	0.00
ALTAVAS, AKLAN			0.00	0.00	973,800.00	0.00	973,800.00	0.00	0.00	973,800.00	0.00	973,800.00	0.00	0.00	0.00	0.00	0.00	0.00	973,800.00
ALTAVAS, AKLAN			0.00	0.00	973,800.00	0.00	973,800.00	0.00	0.00	973,800.00	0.00	973,800.00	0.00	0.00	0.00	0.00	0.00	0.00	973,800.00
Supplementary Feeding Program			0.00	0.00	973,800.00	0.00	973,800.00	0.00	0.00	973,800.00	0.00	973,800.00	0.00	0.00	0.00	0.00	0.00	0.00	973,800.00
MOOE	02-101101-2024-07-230066	7.11.2024	0.00	0.00	973,800.00	0.00	973,800.00	0.00	0.00	973,800.00	0.00	973,800.00	0.00	0.00	0.00	0.00	0.00	0.00	973,800.00
BALETE, AKLAN			0.00	0.00	968,400.00	0.00	968,400.00	0.00	0.00	968,400.00	0.00	968,400.00	0.00	0.00	0.00	0.00	0.00	0.00	968,400.00

This report was generated using the Unified Reporting System on October 5, 2024 4:09 PM; Status : PENDING

Department : Department of Social Welfare and Development (DSWD)
Agency/Entity : Office of the Secretary
Operating Unit : Regional Office - VI
Organization Code : 20 001 0300006
IUACS :
Fund Cluster : 01 - Regular Agency Fund

X	Current Year Appropriations
	Supplemental Appropriations
	Continuing Appropriations

(e.g. UACS Fund Cluster: 01-Regular Agency Fund, 02-Foreign Assisted Projects Fund, 03-Special Account-Locally Funded/Domestic Grants Fund, and 04-Special Account-Foreign Assisted/Foreign Grants Fund)

Implementing Agencies and Projects	Obligation Request and Status		Obligations					Disbursements (Funds Transferred To)					Liquidations					Unpaid Obligations	Unliquidated Fund Transfers	
	Number	Date	1st Quarter Ending March 31	2nd Quarter Ending June 30	3rd Quarter Ending September 30	4th Quarter Ending December	Total	1st Quarter Ending March 31	2nd Quarter Ending June 30	3rd Quarter Ending September 30	4th Quarter Ending December	Total	1st Quarter Ending March 31	2nd Quarter Ending June 30	3rd Quarter Ending September 30	4th Quarter Ending December	Total			
	2	3	4	5	6	7	8=(4+5+6+7)	9	10	11	12	13=(9+10+11+12)	14	15	16	17	18=(14+15+16+17)			19=(8-13)
BALETE, AKLAN			0.00	0.00	968,400.00	0.00	968,400.00	0.00	0.00	968,400.00	0.00	968,400.00	0.00	0.00	0.00	0.00	0.00	0.00	0.00	968,400.00
Supplementary Feeding Program			0.00	0.00	968,400.00	0.00	968,400.00	0.00	0.00	968,400.00	0.00	968,400.00	0.00	0.00	0.00	0.00	0.00	0.00	0.00	968,400.00
MOOE	02-101101-2024-08-230108	8.05.2024	0.00	0.00	968,400.00	0.00	968,400.00	0.00	0.00	968,400.00	0.00	968,400.00	0.00	0.00	0.00	0.00	0.00	0.00	0.00	968,400.00
BANGA, AKLAN			0.00	0.00	1,465,200.00	0.00	1,465,200.00	0.00	0.00	0.00	0.00	0.00	0.00	0.00	0.00	0.00	0.00	0.00	1,465,200.00	0.00
BANGA, AKLAN			0.00	0.00	1,465,200.00	0.00	1,465,200.00	0.00	0.00	0.00	0.00	0.00	0.00	0.00	0.00	0.00	0.00	0.00	1,465,200.00	0.00
Supplementary Feeding Program			0.00	0.00	1,465,200.00	0.00	1,465,200.00	0.00	0.00	0.00	0.00	0.00	0.00	0.00	0.00	0.00	0.00	0.00	1,465,200.00	0.00
MOOE	02-101101-2024-08-230156	8.22.2024	0.00	0.00	1,465,200.00	0.00	1,465,200.00	0.00	0.00	0.00	0.00	0.00	0.00	0.00	0.00	0.00	0.00	0.00	1,465,200.00	0.00
BATAN, AKLAN			0.00	0.00	7,071,000.00	0.00	7,071,000.00	0.00	0.00	0.00	0.00	0.00	0.00	0.00	0.00	0.00	0.00	0.00	7,071,000.00	0.00
BATAN, AKLAN			0.00	0.00	7,071,000.00	0.00	7,071,000.00	0.00	0.00	0.00	0.00	0.00	0.00	0.00	0.00	0.00	0.00	0.00	7,071,000.00	0.00
Social Pension			0.00	0.00	7,071,000.00	0.00	7,071,000.00	0.00	0.00	0.00	0.00	0.00	0.00	0.00	0.00	0.00	0.00	0.00	7,071,000.00	0.00
MOOE	02-101101-2024-08-250435	25-Sep-24	0.00	0.00	7,071,000.00	0.00	7,071,000.00	0.00	0.00	0.00	0.00	0.00	0.00	0.00	0.00	0.00	0.00	0.00	7,071,000.00	0.00
BATAN, AKLAN			0.00	0.00	1,233,000.00	0.00	1,233,000.00	0.00	0.00	1,233,000.00	0.00	1,233,000.00	0.00	0.00	0.00	0.00	0.00	0.00	0.00	1,233,000.00
BATAN, AKLAN			0.00	0.00	1,233,000.00	0.00	1,233,000.00	0.00	0.00	1,233,000.00	0.00	1,233,000.00	0.00	0.00	0.00	0.00	0.00	0.00	0.00	1,233,000.00
Supplementary Feeding Program			0.00	0.00	1,233,000.00	0.00	1,233,000.00	0.00	0.00	1,233,000.00	0.00	1,233,000.00	0.00	0.00	0.00	0.00	0.00	0.00	0.00	1,233,000.00
MOOE	02-101101-2024-08-230114	8.05.2024	0.00	0.00	1,233,000.00	0.00	1,233,000.00	0.00	0.00	1,233,000.00	0.00	1,233,000.00	0.00	0.00	0.00	0.00	0.00	0.00	0.00	1,233,000.00
BURUANGA, AKLAN			0.00	0.00	982,800.00	0.00	982,800.00	0.00	0.00	982,800.00	0.00	982,800.00	0.00	0.00	0.00	0.00	0.00	0.00	0.00	982,800.00
BURUANGA, AKLAN			0.00	0.00	982,800.00	0.00	982,800.00	0.00	0.00	982,800.00	0.00	982,800.00	0.00	0.00	0.00	0.00	0.00	0.00	0.00	982,800.00
Supplementary Feeding Program			0.00	0.00	982,800.00	0.00	982,800.00	0.00	0.00	982,800.00	0.00	982,800.00	0.00	0.00	0.00	0.00	0.00	0.00	0.00	982,800.00
MOOE	02-101101-2024-07-230059	7.11.2024	0.00	0.00	982,800.00	0.00	982,800.00	0.00	0.00	982,800.00	0.00	982,800.00	0.00	0.00	0.00	0.00	0.00	0.00	0.00	982,800.00
IBAJAY, AKLAN			0.00	0.00	27,876,000.00	0.00	27,876,000.00	0.00	0.00	13,938,000.00	0.00	13,938,000.00	0.00	0.00	0.00	0.00	0.00	0.00	13,938,000.00	13,938,000.00

MOOE	02-101101-2024-08-230157	8.22.2024	0.00	0.00	2,223,000.00	0.00	2,223,000.00	0.00	2,223,000.00	0.00	2,223,000.00	0.00	0.00	0.00	0.00	0.00	0.00	0.00	2,223,000.00
			0.00	0.00	1,049,400.00	0.00	1,049,400.00	0.00	1,049,400.00	0.00	1,049,400.00	0.00	0.00	0.00	0.00	0.00	0.00	0.00	1,049,400.00
MALINAO, AKLAN			0.00	0.00	1,049,400.00	0.00	1,049,400.00	0.00	1,049,400.00	0.00	1,049,400.00	0.00	0.00	0.00	0.00	0.00	0.00	0.00	1,049,400.00
Supplementary Feeding Program			0.00	0.00	1,049,400.00	0.00	1,049,400.00	0.00	1,049,400.00	0.00	1,049,400.00	0.00	0.00	0.00	0.00	0.00	0.00	0.00	1,049,400.00
MOOE	02-101101-2024-07-230060	7.11.2024	0.00	0.00	1,049,400.00	0.00	1,049,400.00	0.00	1,049,400.00	0.00	1,049,400.00	0.00	0.00	0.00	0.00	0.00	0.00	0.00	1,049,400.00
			0.00	0.00	15,576,000.00	0.00	15,576,000.00	0.00	15,576,000.00	0.00	15,576,000.00	0.00	0.00	0.00	0.00	0.00	0.00	0.00	15,576,000.00
NABAS, AKLAN			0.00	0.00	15,576,000.00	0.00	15,576,000.00	0.00	15,576,000.00	0.00	15,576,000.00	0.00	0.00	0.00	0.00	0.00	0.00	0.00	15,576,000.00
NABAS, AKLAN			0.00	0.00	15,576,000.00	0.00	15,576,000.00	0.00	15,576,000.00	0.00	15,576,000.00	0.00	0.00	0.00	0.00	0.00	0.00	0.00	15,576,000.00
Social Pension			0.00	0.00	15,576,000.00	0.00	15,576,000.00	0.00	15,576,000.00	0.00	15,576,000.00	0.00	0.00	0.00	0.00	0.00	0.00	0.00	15,576,000.00
MOOE	02-101101-2024-07-250281 / 02-101101-2024-09-250437	9/25/2024	0.00	0.00	15,576,000.00	0.00	15,576,000.00	0.00	15,576,000.00	0.00	15,576,000.00	0.00	0.00	0.00	0.00	0.00	0.00	0.00	15,576,000.00
			0.00	0.00	2,017,800.00	0.00	2,017,800.00	0.00	2,017,800.00	0.00	2,017,800.00	0.00	0.00	0.00	0.00	0.00	0.00	0.00	2,017,800.00
NABAS, AKLAN			0.00	0.00	2,017,800.00	0.00	2,017,800.00	0.00	2,017,800.00	0.00	2,017,800.00	0.00	0.00	0.00	0.00	0.00	0.00	0.00	2,017,800.00
NABAS, AKLAN			0.00	0.00	2,017,800.00	0.00	2,017,800.00	0.00	2,017,800.00	0.00	2,017,800.00	0.00	0.00	0.00	0.00	0.00	0.00	0.00	2,017,800.00
Supplementary Feeding Program			0.00	0.00	2,017,800.00	0.00	2,017,800.00	0.00	2,017,800.00	0.00	2,017,800.00	0.00	0.00	0.00	0.00	0.00	0.00	0.00	2,017,800.00
MOOE	02-101101-2024-08-230115	8.05.2024	0.00	0.00	2,017,800.00	0.00	2,017,800.00	0.00	2,017,800.00	0.00	2,017,800.00	0.00	0.00	0.00	0.00	0.00	0.00	0.00	2,017,800.00
			0.00	0.00	1,519,200.00	0.00	1,519,200.00	0.00	1,519,200.00	0.00	1,519,200.00	0.00	0.00	0.00	0.00	0.00	0.00	0.00	1,519,200.00
NEW WASHINGTON, AKLAN			0.00	0.00	1,519,200.00	0.00	1,519,200.00	0.00	1,519,200.00	0.00	1,519,200.00	0.00	0.00	0.00	0.00	0.00	0.00	0.00	1,519,200.00
NEW WASHINGTON, AKLAN			0.00	0.00	1,519,200.00	0.00	1,519,200.00	0.00	1,519,200.00	0.00	1,519,200.00	0.00	0.00	0.00	0.00	0.00	0.00	0.00	1,519,200.00
Supplementary Feeding Program			0.00	0.00	1,519,200.00	0.00	1,519,200.00	0.00	1,519,200.00	0.00	1,519,200.00	0.00	0.00	0.00	0.00	0.00	0.00	0.00	1,519,200.00
MOOE	02-101101-2024-08-230158	8.22.2024	0.00	0.00	1,519,200.00	0.00	1,519,200.00	0.00	1,519,200.00	0.00	1,519,200.00	0.00	0.00	0.00	0.00	0.00	0.00	0.00	1,519,200.00
			0.00	0.00	1,188,000.00	0.00	1,188,000.00	0.00	1,188,000.00	0.00	1,188,000.00	0.00	0.00	0.00	0.00	0.00	0.00	0.00	1,188,000.00
NUMANCIA, AKLAN			0.00	0.00	1,188,000.00	0.00	1,188,000.00	0.00	1,188,000.00	0.00	1,188,000.00	0.00	0.00	0.00	0.00	0.00	0.00	0.00	1,188,000.00
NUMANCIA, AKLAN			0.00	0.00	1,188,000.00	0.00	1,188,000.00	0.00	1,188,000.00	0.00	1,188,000.00	0.00	0.00	0.00	0.00	0.00	0.00	0.00	1,188,000.00
Supplementary Feeding Program			0.00	0.00	1,188,000.00	0.00	1,188,000.00	0.00	1,188,000.00	0.00	1,188,000.00	0.00	0.00	0.00	0.00	0.00	0.00	0.00	1,188,000.00
MOOE	02-101101-2024-08-230155	8.22.2024	0.00	0.00	1,188,000.00	0.00	1,188,000.00	0.00	1,188,000.00	0.00	1,188,000.00	0.00	0.00	0.00	0.00	0.00	0.00	0.00	1,188,000.00
			0.00	0.00	1,179,000.00	0.00	1,179,000.00	0.00	1,179,000.00	0.00	1,179,000.00	0.00	0.00	0.00	0.00	0.00	0.00	0.00	1,179,000.00
TANGALAN, AKLAN			0.00	0.00	1,179,000.00	0.00	1,179,000.00	0.00	1,179,000.00	0.00	1,179,000.00	0.00	0.00	0.00	0.00	0.00	0.00	0.00	1,179,000.00
TANGALAN, AKLAN			0.00	0.00	1,179,000.00	0.00	1,179,000.00	0.00	1,179,000.00	0.00	1,179,000.00	0.00	0.00	0.00	0.00	0.00	0.00	0.00	1,179,000.00
Supplementary Feeding Program			0.00	0.00	1,179,000.00	0.00	1,179,000.00	0.00	1,179,000.00	0.00	1,179,000.00	0.00	0.00	0.00	0.00	0.00	0.00	0.00	1,179,000.00
MOOE	02-101101-2024-08-230111	8.05.2024	0.00	0.00	1,179,000.00	0.00	1,179,000.00	0.00	1,179,000.00	0.00	1,179,000.00	0.00	0.00	0.00	0.00	0.00	0.00	0.00	1,179,000.00
			0.00	0.00	1,317,600.00	0.00	1,317,600.00	0.00	1,317,600.00	0.00	1,317,600.00	0.00	0.00	0.00	0.00	0.00	0.00	0.00	1,317,600.00
CUARTERO, CAPIZ			0.00	0.00	1,317,600.00	0.00	1,317,600.00	0.00	1,317,600.00	0.00	1,317,600.00	0.00	0.00	0.00	0.00	0.00	0.00	0.00	1,317,600.00
CUARTERO, CAPIZ			0.00	0.00	1,317,600.00	0.00	1,317,600.00	0.00	1,317,600.00	0.00	1,317,600.00	0.00	0.00	0.00	0.00	0.00	0.00	0.00	1,317,600.00
Supplementary Feeding Program			0.00	0.00	1,317,600.00	0.00	1,317,600.00	0.00	1,317,600.00	0.00	1,317,600.00	0.00	0.00	0.00	0.00	0.00	0.00	0.00	1,317,600.00
MOOE	02-101101-2024-08-230095	8.05.2024	0.00	0.00	1,317,600.00	0.00	1,317,600.00	0.00	1,317,600.00	0.00	1,317,600.00	0.00	0.00	0.00	0.00	0.00	0.00	0.00	1,317,600.00
			0.00	0.00	1,530,000.00	0.00	1,530,000.00	0.00	1,530,000.00	0.00	1,530,000.00	0.00	0.00	0.00	0.00	0.00	0.00	0.00	1,530,000.00
DAO, CAPIZ			0.00	0.00	1,530,000.00	0.00	1,530,000.00	0.00	1,530,000.00	0.00	1,530,000.00	0.00	0.00	0.00	0.00	0.00	0.00	0.00	1,530,000.00
DAO, CAPIZ			0.00	0.00	1,530,000.00	0.00	1,530,000.00	0.00	1,530,000.00	0.00	1,530,000.00	0.00	0.00	0.00	0.00	0.00	0.00	0.00	1,530,000.00

This report was generated using the Unified Reporting System on October 5, 2024 4:09 PM; Status : PENDING

Department : Department of Social Welfare and Development (DSWD)
 Agency/Entity : Office of the Secretary
 Operating Unit : Regional Office - VI
 Organization Code : 20 001 0300006
 Fund Cluster : 01 - Regular Agency Fund
 (e.g. UAACS Fund Cluster: 01-Regular Agency Fund, 02-Foreign Assisted Projects Fund, 03-Special Account-Locally Funded/Domestic Grants Fund, and 04-Special Account-Foreign Assisted/Foreign Grants Fund)

X	Current Year Appropriations
	Supplemental Appropriations
	Continuing Appropriations

Implementing Agencies and Projects	Obligation Request and Status		Obligations					Disbursements (Funds Transferred To)					Liquidations					Unpaid Obligations	Unliquidated Fund Transfers			
	Number	Date	1st Quarter Ending March 31	2nd Quarter Ending June 30	3rd Quarter Ending September 30	4th Quarter Ending December	Total	1st Quarter Ending March 31	2nd Quarter Ending June 30	3rd Quarter Ending September 30	4th Quarter Ending December	Total	1st Quarter Ending March 31	2nd Quarter Ending June 30	3rd Quarter Ending September 30	4th Quarter Ending December	Total					
			4	5	6	7	8=(4+5+6+7)	9	10	11	12	13=(9+10+11+12)	14	15	16	17	18=(14+15+16+17)					
Supplementary Feeding Program			0.00	0.00	1,530,000.00	0.00	1,530,000.00	0.00	0.00	1,530,000.00	0.00	1,530,000.00	0.00	0.00	0.00	0.00	0.00	0.00	0.00	0.00	0.00	1,530,000.00
MOOE	02-101101-2024-08-230095	8.05.2024	0.00	0.00	1,530,000.00	0.00	1,530,000.00	0.00	0.00	1,530,000.00	0.00	1,530,000.00	0.00	0.00	0.00	0.00	0.00	0.00	0.00	0.00	0.00	1,530,000.00
DUMALAG, CAPIZ			0.00	0.00	1,296,000.00	0.00	1,296,000.00	0.00	0.00	0.00	0.00	0.00	0.00	0.00	0.00	0.00	0.00	0.00	0.00	0.00	1,296,000.00	0.00

Implementing Agencies and Projects	Obligation Request and Status		Obligations					Disbursements (Funds Transferred To)					Liquidations					Unpaid Obligations	Unliquidated Fund Transfers	
	Number	Date	1st Quarter Ending March 31	2nd Quarter Ending June 30	3rd Quarter Ending September 30	4th Quarter Ending December 31	Total	1st Quarter Ending March 31	2nd Quarter Ending June 30	3rd Quarter Ending September 30	4th Quarter Ending December 31	Total	1st Quarter Ending March 31	2nd Quarter Ending June 30	3rd Quarter Ending September 30	4th Quarter Ending December 31	Total			
																				8=(4+5+6+7)
1	2	3	4	5	6	7	8=(4+5+6+7)	9	10	11	12	13=(9+10+11+12)	14	15	16	17	18=(14+15+16+17)	19=(8-13)	20=(13-18)	
POITEVEDRA, CAPIZ			0.00	0.00	2,700,000.00	0.00	2,700,000.00	0.00	0.00	2,700,000.00	0.00	2,700,000.00	0.00	0.00	0.00	0.00	0.00	0.00	0.00	2,700,000.00
POITEVEDRA, CAPIZ			0.00	0.00	2,700,000.00	0.00	2,700,000.00	0.00	0.00	2,700,000.00	0.00	2,700,000.00	0.00	0.00	0.00	0.00	0.00	0.00	0.00	2,700,000.00
Supplementary Feeding Program			0.00	0.00	2,700,000.00	0.00	2,700,000.00	0.00	0.00	2,700,000.00	0.00	2,700,000.00	0.00	0.00	0.00	0.00	0.00	0.00	0.00	2,700,000.00
MOOE	02-101101-2024-08-230105	8.05.2024	0.00	0.00	2,700,000.00	0.00	2,700,000.00	0.00	0.00	2,700,000.00	0.00	2,700,000.00	0.00	0.00	0.00	0.00	0.00	0.00	0.00	2,700,000.00
			0.00	0.00	1,677,600.00	0.00	1,677,600.00	0.00	0.00	1,677,600.00	0.00	1,677,600.00	0.00	0.00	0.00	0.00	0.00	0.00	0.00	1,677,600.00
PRES. ROXAS, CAPIZ			0.00	0.00	1,677,600.00	0.00	1,677,600.00	0.00	0.00	1,677,600.00	0.00	1,677,600.00	0.00	0.00	0.00	0.00	0.00	0.00	0.00	1,677,600.00
PRES. ROXAS, CAPIZ			0.00	0.00	1,677,600.00	0.00	1,677,600.00	0.00	0.00	1,677,600.00	0.00	1,677,600.00	0.00	0.00	0.00	0.00	0.00	0.00	0.00	1,677,600.00
Supplementary Feeding Program			0.00	0.00	1,677,600.00	0.00	1,677,600.00	0.00	0.00	1,677,600.00	0.00	1,677,600.00	0.00	0.00	0.00	0.00	0.00	0.00	0.00	1,677,600.00
MOOE	02-101101-2024-08-230190	8.22.2024	0.00	0.00	1,677,600.00	0.00	1,677,600.00	0.00	0.00	1,677,600.00	0.00	1,677,600.00	0.00	0.00	0.00	0.00	0.00	0.00	0.00	1,677,600.00
			0.00	0.00	5,374,800.00	0.00	5,374,800.00	0.00	0.00	5,374,800.00	0.00	5,374,800.00	0.00	0.00	0.00	0.00	0.00	0.00	0.00	5,374,800.00
ROXAS CITY, CAPIZ			0.00	0.00	5,374,800.00	0.00	5,374,800.00	0.00	0.00	5,374,800.00	0.00	5,374,800.00	0.00	0.00	0.00	0.00	0.00	0.00	0.00	5,374,800.00
ROXAS CITY, CAPIZ			0.00	0.00	5,374,800.00	0.00	5,374,800.00	0.00	0.00	5,374,800.00	0.00	5,374,800.00	0.00	0.00	0.00	0.00	0.00	0.00	0.00	5,374,800.00
Supplementary Feeding Program			0.00	0.00	5,374,800.00	0.00	5,374,800.00	0.00	0.00	5,374,800.00	0.00	5,374,800.00	0.00	0.00	0.00	0.00	0.00	0.00	0.00	5,374,800.00
MOOE	02-101101-2024-08-230100	8.05.2024	0.00	0.00	5,374,800.00	0.00	5,374,800.00	0.00	0.00	5,374,800.00	0.00	5,374,800.00	0.00	0.00	0.00	0.00	0.00	0.00	0.00	5,374,800.00
			0.00	0.00	1,693,800.00	0.00	1,693,800.00	0.00	0.00	1,693,800.00	0.00	1,693,800.00	0.00	0.00	0.00	0.00	0.00	0.00	0.00	1,693,800.00
SAPIAN, CAPIZ			0.00	0.00	1,693,800.00	0.00	1,693,800.00	0.00	0.00	1,693,800.00	0.00	1,693,800.00	0.00	0.00	0.00	0.00	0.00	0.00	0.00	1,693,800.00
SAPIAN, CAPIZ			0.00	0.00	1,693,800.00	0.00	1,693,800.00	0.00	0.00	1,693,800.00	0.00	1,693,800.00	0.00	0.00	0.00	0.00	0.00	0.00	0.00	1,693,800.00
Supplementary Feeding Program			0.00	0.00	1,693,800.00	0.00	1,693,800.00	0.00	0.00	1,693,800.00	0.00	1,693,800.00	0.00	0.00	0.00	0.00	0.00	0.00	0.00	1,693,800.00
MOOE	02-101101-2024-08-230106	8.05.2024	0.00	0.00	1,693,800.00	0.00	1,693,800.00	0.00	0.00	1,693,800.00	0.00	1,693,800.00	0.00	0.00	0.00	0.00	0.00	0.00	0.00	1,693,800.00
			0.00	0.00	1,654,200.00	0.00	1,654,200.00	0.00	0.00	1,654,200.00	0.00	1,654,200.00	0.00	0.00	0.00	0.00	0.00	0.00	0.00	1,654,200.00
SIGMA, CAPIZ			0.00	0.00	1,654,200.00	0.00	1,654,200.00	0.00	0.00	1,654,200.00	0.00	1,654,200.00	0.00	0.00	0.00	0.00	0.00	0.00	0.00	1,654,200.00
SIGMA, CAPIZ			0.00	0.00	1,654,200.00	0.00	1,654,200.00	0.00	0.00	1,654,200.00	0.00	1,654,200.00	0.00	0.00	0.00	0.00	0.00	0.00	0.00	1,654,200.00
Supplementary Feeding Program			0.00	0.00	1,654,200.00	0.00	1,654,200.00	0.00	0.00	1,654,200.00	0.00	1,654,200.00	0.00	0.00	0.00	0.00	0.00	0.00	0.00	1,654,200.00
MOOE	02-101101-2024-08-230096	8.05.2024	0.00	0.00	1,654,200.00	0.00	1,654,200.00	0.00	0.00	1,654,200.00	0.00	1,654,200.00	0.00	0.00	0.00	0.00	0.00	0.00	0.00	1,654,200.00
			0.00	0.00	2,723,400.00	0.00	2,723,400.00	0.00	0.00	2,723,400.00	0.00	2,723,400.00	0.00	0.00	0.00	0.00	0.00	0.00	0.00	2,723,400.00
TAPAZ, CAPIZ			0.00	0.00	2,723,400.00	0.00	2,723,400.00	0.00	0.00	2,723,400.00	0.00	2,723,400.00	0.00	0.00	0.00	0.00	0.00	0.00	0.00	2,723,400.00
TAPAZ, CAPIZ			0.00	0.00	2,723,400.00	0.00	2,723,400.00	0.00	0.00	2,723,400.00	0.00	2,723,400.00	0.00	0.00	0.00	0.00	0.00	0.00	0.00	2,723,400.00
Supplementary Feeding Program			0.00	0.00	2,723,400.00	0.00	2,723,400.00	0.00	0.00	2,723,400.00	0.00	2,723,400.00	0.00	0.00	0.00	0.00	0.00	0.00	0.00	2,723,400.00
MOOE	02-101101-2024-08-230128	8.06.2024	0.00	0.00	2,723,400.00	0.00	2,723,400.00	0.00	0.00	2,723,400.00	0.00	2,723,400.00	0.00	0.00	0.00	0.00	0.00	0.00	0.00	2,723,400.00
			0.00	0.00	1,215,000.00	0.00	1,215,000.00	0.00	0.00	1,215,000.00	0.00	1,215,000.00	0.00	0.00	0.00	0.00	0.00	0.00	0.00	1,215,000.00
ANINI-Y, ANTIQUE			0.00	0.00	1,215,000.00	0.00	1,215,000.00	0.00	0.00	1,215,000.00	0.00	1,215,000.00	0.00	0.00	0.00	0.00	0.00	0.00	0.00	1,215,000.00
ANINI-Y, ANTIQUE			0.00	0.00	1,215,000.00	0.00	1,215,000.00	0.00	0.00	1,215,000.00	0.00	1,215,000.00	0.00	0.00	0.00	0.00	0.00	0.00	0.00	1,215,000.00
Supplementary Feeding Program			0.00	0.00	1,215,000.00	0.00	1,215,000.00	0.00	0.00	1,215,000.00	0.00	1,215,000.00	0.00	0.00	0.00	0.00	0.00	0.00	0.00	1,215,000.00
MOOE	02-101101-2024-07-230052	7.11.2024	0.00	0.00	1,215,000.00	0.00	1,215,000.00	0.00	0.00	1,215,000.00	0.00	1,215,000.00	0.00	0.00	0.00	0.00	0.00	0.00	0.00	1,215,000.00
			0.00	0.00	3,038,400.00	0.00	3,038,400.00	0.00	0.00	0.00	0.00	0.00	0.00	0.00	0.00	0.00	0.00	0.00	3,038,400.00	0.00
BARBAZA, ANTIQUE			0.00	0.00	3,038,400.00	0.00	3,038,400.00	0.00	0.00	0.00	0.00	0.00	0.00	0.00	0.00	0.00	0.00	0.00	3,038,400.00	0.00
BARBAZA, ANTIQUE			0.00	0.00	3,038,400.00	0.00	3,038,400.00	0.00	0.00	0.00	0.00	0.00	0.00	0.00	0.00	0.00	0.00	0.00	3,038,400.00	0.00
Supplementary Feeding Program			0.00	0.00	3,038,400.00	0.00	3,038,400.00	0.00	0.00	0.00	0.00	0.00	0.00	0.00	0.00	0.00	0.00	0.00	3,038,400.00	0.00
MOOE	02-101101-2024-09-230181	9.06.2024	0.00	0.00	3,038,400.00	0.00	3,038,400.00	0.00	0.00	0.00	0.00	0.00	0.00	0.00	0.00	0.00	0.00	0.00	3,038,400.00	0.00
			0.00	0.00	721,800.00	0.00	721,800.00	0.00	0.00	721,800.00	0.00	721,800.00	0.00	0.00	0.00	0.00	0.00	0.00	0.00	721,800.00
BELISON, ANTIQUE			0.00	0.00	721,800.00	0.00	721,800.00	0.00	0.00	721,800.00	0.00	721,800.00	0.00	0.00	0.00	0.00	0.00	0.00	0.00	721,800.00
BELISON, ANTIQUE			0.00	0.00	721,800.00	0.00	721,800.00	0.00	0.00	721,800.00	0.00	721,800.00	0.00	0.00	0.00	0.00	0.00	0.00	0.00	721,800.00
Supplementary Feeding Program			0.00	0.00	721,800.00	0.00	721,800.00	0.00	0.00	721,800.00	0.00	721,800.00	0.00	0.00	0.00	0.00	0.00	0.00	0.00	721,800.00
MOOE	02-101101-2024-08-230086	8.05.2024	0.00	0.00	721,800.00	0.00	721,800.00	0.00	0.00	721,800.00	0.00	721,800.00	0.00	0.00	0.00	0.00	0.00	0.00	0.00	721,800.00
			0.00	0.00	2,142,000.00	0.00	2,142,000.00	0.00	0.00	2,142,000.00	0.00	2,142,000.00	0.00	0.00	0.00	0.00	0.00	0.00	0.00	2,142,000.00
BUGASONG, ANTIQUE			0.00	0.00	2,142,000.00	0.00	2,142,000.00	0.00												

SIBALOM, ANTIQUE			0.00	0.00	3,331,800.00	0.00	3,331,800.00	0.00	0.00	0.00	0.00	0.00	0.00	0.00	0.00	0.00	0.00	0.00	3,331,800.00	0.00
SIBALOM, ANTIQUE			0.00	0.00	3,331,800.00	0.00	3,331,800.00	0.00	0.00	0.00	0.00	0.00	0.00	0.00	0.00	0.00	0.00	0.00	3,331,800.00	0.00
Supplementary Feeding Program			0.00	0.00	3,331,800.00	0.00	3,331,800.00	0.00	0.00	0.00	0.00	0.00	0.00	0.00	0.00	0.00	0.00	0.00	3,331,800.00	0.00
MOOE	02-101101-2024-09-230190	9.06.2024	0.00	0.00	3,331,800.00	0.00	3,331,800.00	0.00	0.00	0.00	0.00	0.00	0.00	0.00	0.00	0.00	0.00	0.00	3,331,800.00	0.00
			0.00	0.00	2,149,200.00	0.00	2,149,200.00	0.00	0.00	2,149,200.00	0.00	2,149,200.00	0.00	0.00	0.00	0.00	0.00	0.00	0.00	2,149,200.00
TIBIAO, ANTIQUE			0.00	0.00	2,149,200.00	0.00	2,149,200.00	0.00	0.00	2,149,200.00	0.00	2,149,200.00	0.00	0.00	0.00	0.00	0.00	0.00	2,149,200.00	0.00
TIBIAO, ANTIQUE			0.00	0.00	2,149,200.00	0.00	2,149,200.00	0.00	0.00	2,149,200.00	0.00	2,149,200.00	0.00	0.00	0.00	0.00	0.00	0.00	2,149,200.00	0.00
Supplementary Feeding Program			0.00	0.00	2,149,200.00	0.00	2,149,200.00	0.00	0.00	2,149,200.00	0.00	2,149,200.00	0.00	0.00	0.00	0.00	0.00	0.00	2,149,200.00	0.00
MOOE	02-101101-2024-08-230083	8.05.2024	0.00	0.00	2,149,200.00	0.00	2,149,200.00	0.00	0.00	2,149,200.00	0.00	2,149,200.00	0.00	0.00	0.00	0.00	0.00	0.00	0.00	2,149,200.00
			0.00	0.00	2,163,600.00	0.00	2,163,600.00	0.00	0.00	0.00	0.00	0.00	0.00	0.00	0.00	0.00	0.00	0.00	2,163,600.00	0.00
TOBIAS FORNIER, ANTIQUE			0.00	0.00	2,163,600.00	0.00	2,163,600.00	0.00	0.00	0.00	0.00	0.00	0.00	0.00	0.00	0.00	0.00	0.00	2,163,600.00	0.00
TOBIAS FORNIER, ANTIQUE			0.00	0.00	2,163,600.00	0.00	2,163,600.00	0.00	0.00	0.00	0.00	0.00	0.00	0.00	0.00	0.00	0.00	0.00	2,163,600.00	0.00
Supplementary Feeding Program			0.00	0.00	2,163,600.00	0.00	2,163,600.00	0.00	0.00	0.00	0.00	0.00	0.00	0.00	0.00	0.00	0.00	0.00	2,163,600.00	0.00
MOOE	02-101101-2024-09-230191	9.06.2024	0.00	0.00	2,163,600.00	0.00	2,163,600.00	0.00	0.00	0.00	0.00	0.00	0.00	0.00	0.00	0.00	0.00	0.00	2,163,600.00	0.00
			0.00	0.00	1,459,800.00	0.00	1,459,800.00	0.00	0.00	1,459,800.00	0.00	1,459,800.00	0.00	0.00	0.00	0.00	0.00	0.00	0.00	1,459,800.00
VALDERRAMA, ANTIQUE			0.00	0.00	1,459,800.00	0.00	1,459,800.00	0.00	0.00	1,459,800.00	0.00	1,459,800.00	0.00	0.00	0.00	0.00	0.00	0.00	0.00	1,459,800.00
VALDERRAMA, ANTIQUE			0.00	0.00	1,459,800.00	0.00	1,459,800.00	0.00	0.00	1,459,800.00	0.00	1,459,800.00	0.00	0.00	0.00	0.00	0.00	0.00	0.00	1,459,800.00
Supplementary Feeding Program			0.00	0.00	1,459,800.00	0.00	1,459,800.00	0.00	0.00	1,459,800.00	0.00	1,459,800.00	0.00	0.00	0.00	0.00	0.00	0.00	0.00	1,459,800.00
MOOE	02-101101-2024-08-230084	8.05.2024	0.00	0.00	1,459,800.00	0.00	1,459,800.00	0.00	0.00	1,459,800.00	0.00	1,459,800.00	0.00	0.00	0.00	0.00	0.00	0.00	0.00	1,459,800.00
			0.00	0.00	14,034,000.00	0.00	14,034,000.00	0.00	0.00	7,017,000.00	0.00	7,017,000.00	0.00	0.00	7,017,000.00	0.00	7,017,000.00	7,017,000.00	7,017,000.00	0.00
BAGO CITY, NEGROS OCCIDENTAL			0.00	0.00	14,034,000.00	0.00	14,034,000.00	0.00	0.00	7,017,000.00	0.00	7,017,000.00	0.00	0.00	7,017,000.00	0.00	7,017,000.00	7,017,000.00	7,017,000.00	0.00
BAGO CITY, NEGROS OCCIDENTAL			0.00	0.00	14,034,000.00	0.00	14,034,000.00	0.00	0.00	7,017,000.00	0.00	7,017,000.00	0.00	0.00	7,017,000.00	0.00	7,017,000.00	7,017,000.00	7,017,000.00	0.00
Social Pension			0.00	0.00	14,034,000.00	0.00	14,034,000.00	0.00	0.00	7,017,000.00	0.00	7,017,000.00	0.00	0.00	7,017,000.00	0.00	7,017,000.00	7,017,000.00	7,017,000.00	0.00
MOOE	02-101101-2024-08-250374 / 02-101101-2024-09-250519	9/27/2024	0.00	0.00	14,034,000.00	0.00	14,034,000.00	0.00	0.00	7,017,000.00	0.00	7,017,000.00	0.00	0.00	7,017,000.00	0.00	7,017,000.00	7,017,000.00	7,017,000.00	0.00
			0.00	0.00	7,209,000.00	0.00	7,209,000.00	0.00	0.00	0.00	0.00	0.00	0.00	0.00	0.00	0.00	0.00	0.00	7,209,000.00	0.00
BAGO CITY, NEGROS OCCIDENTAL			0.00	0.00	7,209,000.00	0.00	7,209,000.00	0.00	0.00	0.00	0.00	0.00	0.00	0.00	0.00	0.00	0.00	0.00	7,209,000.00	0.00
BAGO CITY, NEGROS OCCIDENTAL			0.00	0.00	7,209,000.00	0.00	7,209,000.00	0.00	0.00	0.00	0.00	0.00	0.00	0.00	0.00	0.00	0.00	0.00	7,209,000.00	0.00
Supplementary Feeding Program			0.00	0.00	7,209,000.00	0.00	7,209,000.00	0.00	0.00	0.00	0.00	0.00	0.00	0.00	0.00	0.00	0.00	0.00	7,209,000.00	0.00

This report was generated using the Unified Reporting System on October 5, 2024 4:09 PM, Status : PENDING

Department : Department of Social Welfare and Development (DSWD)
Agency/Entity : Office of the Secretary
Operating Unit : Regional Office - VI
Organization Code (UACS) : 20 001 0300006
Fund Cluster : 01 - Regular Agency Fund
(e.g. UACS Fund Cluster: 01-Regular Agency Fund, 02-Foreign Assisted Projects Fund, 03-Special Account-Locally Funded/Domestic Grants Fund, and 04-Special Account-Foreign Assisted/Foreign Grants Fund)

X	Current Year Appropriations
	Supplemental Appropriations
	Continuing Appropriations

Implementing Agencies and Projects	Obligation Request and Status		Obligations					Disbursements (Funds Transferred To)					Liquidations					Unpaid Obligations	Unliquidated Fund Transfers
			1st Quarter Ending March 31	2nd Quarter Ending June 30	3rd Quarter Ending September 30	4th Quarter Ending December	Total	1st Quarter Ending March 31	2nd Quarter Ending June 30	3rd Quarter Ending September 30	4th Quarter Ending December	Total	1st Quarter Ending March 31	2nd Quarter Ending June 30	3rd Quarter Ending September 30	4th Quarter Ending December	Total		
	Number	Date	4	5	6	7	8=(4+5+6+7)	9	10	11	12	13=(9+10+11+12)	14	15	16	17	18=(14+15+16+17)		
MOOE	02-101101-2024-08-230136	8.12.2024	0.00	0.00	7,209,000.00	0.00	7,209,000.00	0.00	0.00	0.00	0.00	0.00	0.00	0.00	0.00	0.00	0.00	7,209,000.00	0.00
BINALBAGAN, NEGROS OCCIDENTAL			0.00	0.00	9,000,000.00	0.00	9,000,000.00	0.00	0.00	4,500,000.00	0.00	4,500,000.00	0.00	0.00	4,500,000.00	0.00	4,500,000.00	4,500,000.00	0.00
BINALBAGAN, NEGROS OCCIDENTAL			0.00	0.00	9,000,000.00	0.00	9,000,000.00	0.00	0.00	4,500,000.00	0.00	4,500,000.00	0.00	0.00	4,500,000.00	0.00	4,500,000.00	4,500,000.00	0.00
Social Pension			0.00	0.00	9,000,000.00	0.00	9,000,000.00	0.00	0.00	4,500,000.00	0.00	4,500,000.00	0.00	0.00	4,500,000.00	0.00	4,500,000.00	4,500,000.00	0.00
MOOE	02-101101-2024-07-250342 / 02-101101-2024-09-250487	9/26/2024	0.00	0.00	9,000,000.00	0.00	9,000,000.00	0.00	0.00	4,500,000.00	0.00	4,500,000.00	0.00	0.00	4,500,000.00	0.00	4,500,000.00	4,500,000.00	0.00
BINALBAGAN, NEGROS OCCIDENTAL			0.00	0.00	3,623,400.00	0.00	3,623,400.00	0.00	0.00	3,623,400.00	0.00	3,623,400.00	0.00	0.00	3,623,400.00	0.00	3,623,400.00	3,623,400.00	0.00
BINALBAGAN, NEGROS OCCIDENTAL			0.00	0.00	3,623,400.00	0.00	3,623,400.00	0.00	0.00	3,623,400.00	0.00	3,623,400.00	0.00	0.00	3,623,400.00	0.00	3,623,400.00	3,623,400.00	0.00
Supplementary Feeding Program			0.00	0.00	3,623,400.00	0.00	3,623,400.00	0.00	0.00	3,623,400.00	0.00	3,623,400.00	0.00	0.00	3,623,400.00	0.00	3,623,400.00	3,623,400.00	0.00
MOOE	02-101101-2024-08-230138	8.12.2024	0.00	0.00	3,623,400.00	0.00	3,623,400.00	0.00	0.00	3,623,400.00	0.00	3,623,400.00	0.00	0.00	3,623,400.00	0.00	3,623,400.00	3,623,400.00	0.00
CARIG CITY, NEGROS OCCIDENTAL			0.00	0.00	10,584,000.00	0.00	10,584,000.00	0.00	0.00	5,292,000.00	0.00	5,292,000.00	0.00	0.00	5,292,000.00	0.00	5,292,000.00	5,292,000.00	5,292,000.00
CARIG CITY, NEGROS OCCIDENTAL			0.00	0.00	10,584,000.00	0.00	10,584,000.00	0.00	0.00	5,292,000.00	0.00	5,292,000.00	0.00	0.00	5,292,000.00	0.00	5,292,000.00	5,292,000.00	5,292,000.00

MOOE	02-101101-2024-08-230139	8.12.2024	0.00	0.00	4,082,400.00	0.00	4,082,400.00	0.00	0.00	4,082,400.00	0.00	4,082,400.00	0.00	0.00	0.00	0.00	0.00	0.00	4,082,400.00
ESCALANTE CITY, NEGROS OCCIDENTAL			0.00	0.00	4,507,200.00	0.00	4,507,200.00	0.00	0.00	4,507,200.00	0.00	4,507,200.00	0.00	0.00	0.00	0.00	0.00	0.00	4,507,200.00
ESCALANTE CITY, NEGROS OCCIDENTAL			0.00	0.00	4,507,200.00	0.00	4,507,200.00	0.00	0.00	4,507,200.00	0.00	4,507,200.00	0.00	0.00	0.00	0.00	0.00	0.00	4,507,200.00
Supplementary Feeding Program			0.00	0.00	4,507,200.00	0.00	4,507,200.00	0.00	0.00	4,507,200.00	0.00	4,507,200.00	0.00	0.00	0.00	0.00	0.00	0.00	4,507,200.00
MOOE	02-101101-2024-08-230140	8.12.2024	0.00	0.00	4,507,200.00	0.00	4,507,200.00	0.00	0.00	4,507,200.00	0.00	4,507,200.00	0.00	0.00	0.00	0.00	0.00	0.00	4,507,200.00
HINAGAYAN, NEGROS OCCIDENTAL			0.00	0.00	9,072,000.00	0.00	9,072,000.00	0.00	0.00	4,536,000.00	0.00	4,536,000.00	0.00	0.00	0.00	0.00	0.00	0.00	4,536,000.00
HINAGAYAN, NEGROS OCCIDENTAL			0.00	0.00	9,072,000.00	0.00	9,072,000.00	0.00	0.00	4,536,000.00	0.00	4,536,000.00	0.00	0.00	0.00	0.00	0.00	0.00	4,536,000.00
Social Pension			0.00	0.00	9,072,000.00	0.00	9,072,000.00	0.00	0.00	4,536,000.00	0.00	4,536,000.00	0.00	0.00	0.00	0.00	0.00	0.00	4,536,000.00
MOOE	02-101101-2024-08-250398 / 02-101101-2024-09-250524	9/27/2024	0.00	0.00	9,072,000.00	0.00	9,072,000.00	0.00	0.00	4,536,000.00	0.00	4,536,000.00	0.00	0.00	0.00	0.00	0.00	0.00	4,536,000.00
HINAGAYAN, NEGROS OCCIDENTAL			0.00	0.00	12,366,000.00	0.00	12,366,000.00	0.00	0.00	12,366,000.00	0.00	12,366,000.00	0.00	0.00	0.00	0.00	0.00	0.00	12,366,000.00
HINAGAYAN, NEGROS OCCIDENTAL			0.00	0.00	12,366,000.00	0.00	12,366,000.00	0.00	0.00	12,366,000.00	0.00	12,366,000.00	0.00	0.00	0.00	0.00	0.00	0.00	12,366,000.00
Supplementary Feeding Program			0.00	0.00	12,366,000.00	0.00	12,366,000.00	0.00	0.00	12,366,000.00	0.00	12,366,000.00	0.00	0.00	0.00	0.00	0.00	0.00	12,366,000.00
MOOE	02-101101-2024-08-230132	8.12.2024	0.00	0.00	12,366,000.00	0.00	12,366,000.00	0.00	0.00	12,366,000.00	0.00	12,366,000.00	0.00	0.00	0.00	0.00	0.00	0.00	12,366,000.00
HINAGAYAN, NEGROS OCCIDENTAL			0.00	0.00	9,870,000.00	0.00	9,870,000.00	0.00	0.00	4,935,000.00	0.00	4,935,000.00	0.00	0.00	4,935,000.00	0.00	4,935,000.00	0.00	9,870,000.00
HINAGAYAN, NEGROS OCCIDENTAL			0.00	0.00	9,870,000.00	0.00	9,870,000.00	0.00	0.00	4,935,000.00	0.00	4,935,000.00	0.00	0.00	4,935,000.00	0.00	4,935,000.00	0.00	9,870,000.00
Social Pension			0.00	0.00	9,870,000.00	0.00	9,870,000.00	0.00	0.00	4,935,000.00	0.00	4,935,000.00	0.00	0.00	4,935,000.00	0.00	4,935,000.00	0.00	9,870,000.00
MOOE	02-101101-2024-08-250347 / 02-101101-2024-09-250532	9/27/2024	0.00	0.00	9,870,000.00	0.00	9,870,000.00	0.00	0.00	4,935,000.00	0.00	4,935,000.00	0.00	0.00	4,935,000.00	0.00	4,935,000.00	0.00	9,870,000.00
HINAGAYAN, NEGROS OCCIDENTAL			0.00	0.00	6,215,400.00	0.00	6,215,400.00	0.00	0.00	6,215,400.00	0.00	6,215,400.00	0.00	0.00	0.00	0.00	0.00	0.00	6,215,400.00
HINAGAYAN, NEGROS OCCIDENTAL			0.00	0.00	6,215,400.00	0.00	6,215,400.00	0.00	0.00	6,215,400.00	0.00	6,215,400.00	0.00	0.00	0.00	0.00	0.00	0.00	6,215,400.00
Supplementary Feeding Program			0.00	0.00	6,215,400.00	0.00	6,215,400.00	0.00	0.00	6,215,400.00	0.00	6,215,400.00	0.00	0.00	0.00	0.00	0.00	0.00	6,215,400.00
MOOE	02-101101-2024-08-230143	8.12.2024	0.00	0.00	6,215,400.00	0.00	6,215,400.00	0.00	0.00	6,215,400.00	0.00	6,215,400.00	0.00	0.00	0.00	0.00	0.00	0.00	6,215,400.00
HINAGAYAN, NEGROS OCCIDENTAL			0.00	0.00	3,340,800.00	0.00	3,340,800.00	0.00	0.00	3,340,800.00	0.00	3,340,800.00	0.00	0.00	0.00	0.00	0.00	0.00	3,340,800.00
HINAGAYAN, NEGROS OCCIDENTAL			0.00	0.00	3,340,800.00	0.00	3,340,800.00	0.00	0.00	3,340,800.00	0.00	3,340,800.00	0.00	0.00	0.00	0.00	0.00	0.00	3,340,800.00
Supplementary Feeding Program			0.00	0.00	3,340,800.00	0.00	3,340,800.00	0.00	0.00	3,340,800.00	0.00	3,340,800.00	0.00	0.00	0.00	0.00	0.00	0.00	3,340,800.00
MOOE	02-101101-2024-08-230134	8.12.2024	0.00	0.00	3,340,800.00	0.00	3,340,800.00	0.00	0.00	3,340,800.00	0.00	3,340,800.00	0.00	0.00	0.00	0.00	0.00	0.00	3,340,800.00
ILOG, NEGROS OCCIDENTAL			0.00	0.00	11,742,000.00	0.00	11,742,000.00	0.00	0.00	5,871,000.00	0.00	5,871,000.00	0.00	0.00	5,871,000.00	0.00	5,871,000.00	0.00	11,742,000.00
ILOG, NEGROS OCCIDENTAL			0.00	0.00	11,742,000.00	0.00	11,742,000.00	0.00	0.00	5,871,000.00	0.00	5,871,000.00	0.00	0.00	5,871,000.00	0.00	5,871,000.00	0.00	11,742,000.00
Social Pension			0.00	0.00	11,742,000.00	0.00	11,742,000.00	0.00	0.00	5,871,000.00	0.00	5,871,000.00	0.00	0.00	5,871,000.00	0.00	5,871,000.00	0.00	11,742,000.00
MOOE	02-101101-2024-08-250353 / 02-101101-2024-09-250531	9/27/2024	0.00	0.00	11,742,000.00	0.00	11,742,000.00	0.00	0.00	5,871,000.00	0.00	5,871,000.00	0.00	0.00	5,871,000.00	0.00	5,871,000.00	0.00	11,742,000.00
ILOG, NEGROS OCCIDENTAL			0.00	0.00	2,910,600.00	0.00	2,910,600.00	0.00	0.00	2,910,600.00	0.00	2,910,600.00	0.00	0.00	0.00	0.00	0.00	0.00	2,910,600.00
ILOG, NEGROS OCCIDENTAL			0.00	0.00	2,910,600.00	0.00	2,910,600.00	0.00	0.00	2,910,600.00	0.00	2,910,600.00	0.00	0.00	0.00	0.00	0.00	0.00	2,910,600.00
Supplementary Feeding Program			0.00	0.00	2,910,600.00	0.00	2,910,600.00	0.00	0.00	2,910,600.00	0.00	2,910,600.00	0.00	0.00	0.00	0.00	0.00	0.00	2,910,600.00
MOOE	02-101101-2024-08-230135	8.12.2024	0.00	0.00	2,910,600.00	0.00	2,910,600.00	0.00	0.00	2,910,600.00	0.00	2,910,600.00	0.00	0.00	0.00	0.00	0.00	0.00	2,910,600.00
ISABELA, NEGROS OCCIDENTAL			0.00	0.00	9,066,000.00	0.00	9,066,000.00	0.00	0.00	4,533,000.00	0.00	4,533,000.00	0.00	0.00	0.00	0.00	0.00	0.00	4,533,000.00
ISABELA, NEGROS OCCIDENTAL			0.00	0.00	9,066,000.00	0.00	9,066,000.00	0.00	0.00	4,533,000.00	0.00	4,533,000.00	0.00	0.00	0.00	0.00	0.00	0.00	4,533,000.00
Social Pension			0.00	0.00	9,066,000.00	0.00	9,066,000.00	0.00	0.00	4,533,000.00	0.00	4,533,000.00	0.00	0.00	0.00	0.00	0.00	0.00	4,533,000.00
MOOE	02-101101-2024-08-250361 / 02-101101-2024-09-250525	9/27/2024	0.00	0.00	9,066,000.00	0.00	9,066,000.00	0.00	0.00	4,533,000.00	0.00	4,533,000.00	0.00	0.00	0.00	0.00	0.00	0.00	4,533,000.00
ISABELA, NEGROS OCCIDENTAL			0.00	0.00	3,353,400.00	0.00	3,353,400.00	0.00	0.00	0.00	0.00	0.00	0.00	0.00	0.00	0.00	0.00	0.00	3,353,400.00
ISABELA, NEGROS OCCIDENTAL			0.00	0.00	3,353,400.00	0.00	3,353,400.00	0.00	0.00	0.00	0.00	0.00	0.00	0.00	0.00	0.00	0.00	0.00	3,353,400.00

Supplementary Feeding Program	02-101101-2024-08-230133	8.12.2024	0.00	0.00	2,151,000.00	0.00	2,151,000.00	0.00	0.00	2,151,000.00	0.00	2,151,000.00	0.00	0.00	0.00	0.00	0.00	0.00	0.00	2,151,000.00
MOOE			0.00	0.00	2,151,000.00	0.00	2,151,000.00	0.00	0.00	2,151,000.00	0.00	2,151,000.00	0.00	0.00	0.00	0.00	0.00	0.00	0.00	2,151,000.00
POLUPANDAN, NEGROS OCCIDENTAL			0.00	0.00	8,838,000.00	0.00	8,838,000.00	0.00	0.00	4,419,000.00	0.00	4,419,000.00	0.00	0.00	0.00	0.00	0.00	0.00	0.00	4,419,000.00
POLUPANDAN, NEGROS OCCIDENTAL			0.00	0.00	8,838,000.00	0.00	8,838,000.00	0.00	0.00	4,419,000.00	0.00	4,419,000.00	0.00	0.00	0.00	0.00	0.00	0.00	0.00	4,419,000.00
Social Pension			0.00	0.00	8,838,000.00	0.00	8,838,000.00	0.00	0.00	4,419,000.00	0.00	4,419,000.00	0.00	0.00	0.00	0.00	0.00	0.00	0.00	4,419,000.00
MOOE	02-101101-2024-08-250384 / 02-101101-2024-09-250521	9/27/2024	0.00	0.00	8,838,000.00	0.00	8,838,000.00	0.00	0.00	4,419,000.00	0.00	4,419,000.00	0.00	0.00	0.00	0.00	0.00	0.00	0.00	4,419,000.00

This report was generated using the Unified Reporting System on October 5, 2024 4:09 PM; Status : PENDING

Department : Department of Social Welfare and Development (DSWD)
 Agency/Entity : Office of the Secretary
 Operating Unit : Regional Office - VI
 Organization Code (UACS) : 20 001 0300006
 Fund Cluster : 01 - Regular Agency Fund

X	Current Year Appropriations
	Supplemental Appropriations
	Continuing Appropriations

(e.g. UACS Fund Cluster: 01-Regular Agency Fund, 02-Foreign Assisted Projects Fund, 03-Special Account-Locally Funded/Domestic Grants Fund, and 04-Special Account-Foreign Assisted/Foreign Grants Fund)

Implementing Agencies and Projects	Obligations							Disbursements (Funds Transferred To)					Liquidations					Unpaid Obligations	Unliquidated Fund Transfers	
	Obligation Request and Status		1st Quarter Ending March 31	2nd Quarter Ending June 30	3rd Quarter Ending September 30	4th Quarter Ending December	Total	1st Quarter Ending March 31	2nd Quarter Ending June 30	3rd Quarter Ending September 30	4th Quarter Ending December	Total	1st Quarter Ending March 31	2nd Quarter Ending June 30	3rd Quarter Ending September 30	4th Quarter Ending December	Total			
	Number	Date	4	5	6	7	8=(4+5+6+7)	9	10	11	12	13=(9+10+11+12)	14	15	16	17	18=(14+15+16+17)			19=(8-13)
1	2	3	4	5	6	7	8=(4+5+6+7)	9	10	11	12	13=(9+10+11+12)	14	15	16	17	18=(14+15+16+17)	19=(8-13)	20=(13-18)	
POLUPANDAN, NEGROS OCCIDENTAL			0.00	0.00	1,881,000.00	0.00	1,881,000.00	0.00	0.00	0.00	0.00	0.00	0.00	0.00	0.00	0.00	0.00	0.00	1,881,000.00	0.00
POLUPANDAN, NEGROS OCCIDENTAL			0.00	0.00	1,881,000.00	0.00	1,881,000.00	0.00	0.00	0.00	0.00	0.00	0.00	0.00	0.00	0.00	0.00	0.00	1,881,000.00	0.00
Supplementary Feeding Program			0.00	0.00	1,881,000.00	0.00	1,881,000.00	0.00	0.00	0.00	0.00	0.00	0.00	0.00	0.00	0.00	0.00	0.00	1,881,000.00	0.00
MOOE	02-101101-2024-09-230186	9.06.2024	0.00	0.00	1,881,000.00	0.00	1,881,000.00	0.00	0.00	0.00	0.00	0.00	0.00	0.00	0.00	0.00	0.00	0.00	1,881,000.00	0.00
SARAY CITY, NEGROS OCCIDENTAL			0.00	0.00	15,180,000.00	0.00	15,180,000.00	0.00	0.00	7,590,000.00	0.00	7,590,000.00	0.00	0.00	7,590,000.00	0.00	7,590,000.00	0.00	7,590,000.00	0.00
SARAY CITY, NEGROS OCCIDENTAL			0.00	0.00	15,180,000.00	0.00	15,180,000.00	0.00	0.00	7,590,000.00	0.00	7,590,000.00	0.00	0.00	7,590,000.00	0.00	7,590,000.00	0.00	7,590,000.00	0.00
Social Pension			0.00	0.00	15,180,000.00	0.00	15,180,000.00	0.00	0.00	7,590,000.00	0.00	7,590,000.00	0.00	0.00	7,590,000.00	0.00	7,590,000.00	0.00	7,590,000.00	0.00
MOOE	02-101101-2024-08-230147	9/28/2024	0.00	0.00	15,180,000.00	0.00	15,180,000.00	0.00	0.00	7,590,000.00	0.00	7,590,000.00	0.00	0.00	7,590,000.00	0.00	7,590,000.00	0.00	7,590,000.00	0.00
SARAY CITY, NEGROS OCCIDENTAL			0.00	0.00	7,327,800.00	0.00	7,327,800.00	0.00	0.00	7,327,800.00	0.00	7,327,800.00	0.00	0.00	0.00	0.00	0.00	0.00	7,327,800.00	0.00
SARAY CITY, NEGROS OCCIDENTAL			0.00	0.00	7,327,800.00	0.00	7,327,800.00	0.00	0.00	7,327,800.00	0.00	7,327,800.00	0.00	0.00	0.00	0.00	0.00	0.00	7,327,800.00	0.00
Supplementary Feeding Program			0.00	0.00	7,327,800.00	0.00	7,327,800.00	0.00	0.00	7,327,800.00	0.00	7,327,800.00	0.00	0.00	0.00	0.00	0.00	0.00	7,327,800.00	0.00
MOOE	02-101101-2024-07-250331 / 02-101101-2024-09-250488	8.12.2024	0.00	0.00	7,327,800.00	0.00	7,327,800.00	0.00	0.00	7,327,800.00	0.00	7,327,800.00	0.00	0.00	0.00	0.00	0.00	0.00	7,327,800.00	0.00
SAN CARLOS, NEGROS OCCIDENTAL			0.00	0.00	11,442,000.00	0.00	11,442,000.00	0.00	0.00	5,721,000.00	0.00	5,721,000.00	0.00	0.00	5,721,000.00	0.00	5,721,000.00	0.00	5,721,000.00	0.00
SAN CARLOS, NEGROS OCCIDENTAL			0.00	0.00	11,442,000.00	0.00	11,442,000.00	0.00	0.00	5,721,000.00	0.00	5,721,000.00	0.00	0.00	5,721,000.00	0.00	5,721,000.00	0.00	5,721,000.00	0.00
Social Pension			0.00	0.00	11,442,000.00	0.00	11,442,000.00	0.00	0.00	5,721,000.00	0.00	5,721,000.00	0.00	0.00	5,721,000.00	0.00	5,721,000.00	0.00	5,721,000.00	0.00
MOOE	02-101101-2024-08-250384 / 02-101101-2024-09-250513	9/27/2024	0.00	0.00	11,442,000.00	0.00	11,442,000.00	0.00	0.00	5,721,000.00	0.00	5,721,000.00	0.00	0.00	5,721,000.00	0.00	5,721,000.00	0.00	5,721,000.00	0.00
SAN CARLOS, NEGROS OCCIDENTAL			0.00	0.00	5,479,200.00	0.00	5,479,200.00	0.00	0.00	0.00	0.00	0.00	0.00	0.00	0.00	0.00	0.00	0.00	5,479,200.00	0.00
SAN CARLOS, NEGROS OCCIDENTAL			0.00	0.00	5,479,200.00	0.00	5,479,200.00	0.00	0.00	0.00	0.00	0.00	0.00	0.00	0.00	0.00	0.00	0.00	5,479,200.00	0.00
Supplementary Feeding Program			0.00	0.00	5,479,200.00	0.00	5,479,200.00	0.00	0.00	0.00	0.00	0.00	0.00	0.00	0.00	0.00	0.00	0.00	5,479,200.00	0.00
MOOE	02-101101-2024-08-230162	8.22.2024	0.00	0.00	5,479,200.00	0.00	5,479,200.00	0.00	0.00	0.00	0.00	0.00	0.00	0.00	0.00	0.00	0.00	0.00	5,479,200.00	0.00
SAN ENRIQUE, NEGROS OCCIDENTAL			0.00	0.00	9,132,000.00	0.00	9,132,000.00	0.00	0.00	4,566,000.00	0.00	4,566,000.00	0.00	0.00	0.00	0.00	0.00	0.00	4,566,000.00	4,566,000.00
SAN ENRIQUE, NEGROS OCCIDENTAL			0.00	0.00	9,132,000.00	0.00	9,132,000.00	0.00	0.00	4,566,000.00	0.00	4,566,000.00	0.00	0.00	0.00	0.00	0.00	0.00	4,566,000.00	4,566,000.00
Social Pension			0.00	0.00	9,132,000.00	0.00	9,132,000.00	0.00	0.00	4,566,000.00	0.00	4,566,000.00	0.00	0.00	0.00	0.00	0.00	0.00	4,566,000.00	4,566,000.00
MOOE	02-101101-2024-08-250383 / 02-101101-2024-09-250522	9/27/2024	0.00	0.00	9,132,000.00	0.00	9,132,000.00	0.00	0.00	4,566,000.00	0.00	4,566,000.00	0.00	0.00	0.00	0.00	0.00	0.00	4,566,000.00	4,566,000.00
SAN ENRIQUE, NEGROS OCCIDENTAL			0.00	0.00	1,087,200.00	0.00	1,087,200.00	0.00	0.00	0.00	0.00	0.00	0.00	0.00	0.00	0.00	0.00	0.00	1,087,200.00	0.00
SAN ENRIQUE, NEGROS OCCIDENTAL			0.00	0.00	1,087,200.00	0.00	1,087,200.00	0.00	0.00	0.00	0.00	0.00	0.00	0.00	0.00	0.00	0.00	0.00	1,087,200.00	0.00
Supplementary Feeding Program			0.00	0.00	1,087,200.00	0.00	1,087,200.00	0.00	0.00	0.00	0.00	0.00	0.00	0.00	0.00	0.00	0.00	0.00	1,087,200.00	0.00

MOOE	02-101101-2024-08-230142	8.12.2024	0.00	0.00	1,087,200.00	0.00	1,087,200.00	0.00	0.00	0.00	0.00	0.00	0.00	0.00	0.00	0.00	0.00	0.00	1,087,200.00	5,100,000.00
SIPALAY CITY, NEGROS OCCIDENTAL			0.00	0.00	10,200,000.00	0.00	10,200,000.00	0.00	0.00	5,100,000.00	0.00	5,100,000.00	0.00	0.00	0.00	0.00	0.00	0.00	5,100,000.00	5,100,000.00
Social Pension			0.00	0.00	10,200,000.00	0.00	10,200,000.00	0.00	0.00	5,100,000.00	0.00	5,100,000.00	0.00	0.00	0.00	0.00	0.00	0.00	5,100,000.00	5,100,000.00
MOOE	02-101101-2024-08-250352 / 02-101101-2024-09-250518	9/27/2024	0.00	0.00	10,200,000.00	0.00	10,200,000.00	0.00	0.00	5,100,000.00	0.00	5,100,000.00	0.00	0.00	0.00	0.00	0.00	0.00	5,100,000.00	5,100,000.00
SIPALAY CITY, NEGROS OCCIDENTAL			0.00	0.00	2,536,200.00	0.00	2,536,200.00	0.00	0.00	0.00	0.00	0.00	0.00	0.00	0.00	0.00	0.00	0.00	2,536,200.00	0.00
SIPALAY CITY, NEGROS OCCIDENTAL			0.00	0.00	2,536,200.00	0.00	2,536,200.00	0.00	0.00	0.00	0.00	0.00	0.00	0.00	0.00	0.00	0.00	0.00	2,536,200.00	0.00
Supplementary Feeding Program			0.00	0.00	2,536,200.00	0.00	2,536,200.00	0.00	0.00	0.00	0.00	0.00	0.00	0.00	0.00	0.00	0.00	0.00	2,536,200.00	0.00
MOOE	02-101101-2024-09-230196	8/05/24	0.00	0.00	2,536,200.00	0.00	2,536,200.00	0.00	0.00	0.00	0.00	0.00	0.00	0.00	0.00	0.00	0.00	0.00	2,536,200.00	0.00
TALISAY CITY, NEGROS OCCIDENTAL			0.00	0.00	2,977,200.00	0.00	2,977,200.00	0.00	0.00	0.00	0.00	0.00	0.00	0.00	0.00	0.00	0.00	0.00	2,977,200.00	0.00
TALISAY CITY, NEGROS OCCIDENTAL			0.00	0.00	2,977,200.00	0.00	2,977,200.00	0.00	0.00	0.00	0.00	0.00	0.00	0.00	0.00	0.00	0.00	0.00	2,977,200.00	0.00
Supplementary Feeding Program			0.00	0.00	2,977,200.00	0.00	2,977,200.00	0.00	0.00	0.00	0.00	0.00	0.00	0.00	0.00	0.00	0.00	0.00	2,977,200.00	0.00
MOOE	02-101101-2024-09-230197	9.12.2024	0.00	0.00	2,977,200.00	0.00	2,977,200.00	0.00	0.00	0.00	0.00	0.00	0.00	0.00	0.00	0.00	0.00	0.00	2,977,200.00	0.00
TUBOSO, NEGROS OCCIDENTAL			0.00	0.00	2,109,600.00	0.00	2,109,600.00	0.00	0.00	0.00	0.00	0.00	0.00	0.00	0.00	0.00	0.00	0.00	2,109,600.00	0.00
TUBOSO, NEGROS OCCIDENTAL			0.00	0.00	2,109,600.00	0.00	2,109,600.00	0.00	0.00	0.00	0.00	0.00	0.00	0.00	0.00	0.00	0.00	0.00	2,109,600.00	0.00

This report was generated using the Unified Reporting System on October 5, 2024 4:09 PM; Status : PENDING Page 22 of 24

Department : Department of Social Welfare and Development (DSWD)
 Agency/Entity : Office of the Secretary
 Operating Unit : Regional Office - VI
 Organization Code : 20 001 0300006
 (UACS) : 01 - Regular Agency Fund
 Fund Cluster : (e.g. UACS Fund Cluster: 01-Regular Agency Fund, 02-Foreign Assisted Projects Fund, 03-Special Account-Locally Funded/Domestic Grants Fund, and 04-Special Account-Foreign Assisted/Foreign Grants Fund)

X	Current Year Appropriations
	Supplemental Appropriations
	Continuing Appropriations

Implementing Agencies and Projects	Obligations							Disbursements (Funds Transferred To)					Liquidations					Unpaid Obligations	Unliquidated Fund Transfers	
	Obligation Request and Status		1st Quarter Ending March 31	2nd Quarter Ending June 30	3rd Quarter Ending September 30	4th Quarter Ending Decemb	Total	1st Quarter Ending March 31	2nd Quarter Ending June 30	3rd Quarter Ending September 30	4th Quarter Ending December	Total	1st Quarter Ending March 31	2nd Quarter Ending June 30	3rd Quarter Ending September 30	4th Quarter Ending December	Total			
	Number	Date	4	5	6	7	8=(4+5+6+7)	9	10	11	12	13=(9+10+11+12)	14	15	16	17	18=(14+15+16+17)			19=(8-13)
TUBOSO, NEGROS OCCIDENTAL			0.00	0.00	2,109,600.00	0.00	2,109,600.00	0.00	0.00	0.00	0.00	0.00	0.00	0.00	0.00	0.00	0.00	0.00	2,109,600.00	0.00
Supplementary Feeding Program			0.00	0.00	2,109,600.00	0.00	2,109,600.00	0.00	0.00	0.00	0.00	0.00	0.00	0.00	0.00	0.00	0.00	0.00	2,109,600.00	0.00
MOOE	02-101101-2024-09-230185	9.06.2024	0.00	0.00	2,109,600.00	0.00	2,109,600.00	0.00	0.00	0.00	0.00	0.00	0.00	0.00	0.00	0.00	0.00	0.00	2,109,600.00	0.00
SIPALAY CITY, NEGROS OCCIDENTAL			0.00	0.00	11,514,000.00	0.00	11,514,000.00	0.00	0.00	5,757,000.00	0.00	5,757,000.00	0.00	0.00	5,757,000.00	0.00	5,757,000.00	0.00	5,757,000.00	5,757,000.00
SIPALAY CITY, NEGROS OCCIDENTAL			0.00	0.00	11,514,000.00	0.00	11,514,000.00	0.00	0.00	5,757,000.00	0.00	5,757,000.00	0.00	0.00	5,757,000.00	0.00	5,757,000.00	0.00	5,757,000.00	5,757,000.00
Social Pension			0.00	0.00	11,514,000.00	0.00	11,514,000.00	0.00	0.00	5,757,000.00	0.00	5,757,000.00	0.00	0.00	5,757,000.00	0.00	5,757,000.00	0.00	5,757,000.00	5,757,000.00
MOOE	02-101101-2024-08-250373 / 02-101101-2024-09-250526	9/27/2024	0.00	0.00	11,514,000.00	0.00	11,514,000.00	0.00	0.00	5,757,000.00	0.00	5,757,000.00	0.00	0.00	5,757,000.00	0.00	5,757,000.00	0.00	5,757,000.00	5,757,000.00
SIPALAY CITY, NEGROS OCCIDENTAL			0.00	0.00	4,044,600.00	0.00	4,044,600.00	0.00	0.00	4,044,600.00	0.00	4,044,600.00	0.00	0.00	4,044,600.00	0.00	4,044,600.00	0.00	4,044,600.00	4,044,600.00
SIPALAY CITY, NEGROS OCCIDENTAL			0.00	0.00	4,044,600.00	0.00	4,044,600.00	0.00	0.00	4,044,600.00	0.00	4,044,600.00	0.00	0.00	4,044,600.00	0.00	4,044,600.00	0.00	4,044,600.00	4,044,600.00
Supplementary Feeding Program			0.00	0.00	4,044,600.00	0.00	4,044,600.00	0.00	0.00	4,044,600.00	0.00	4,044,600.00	0.00	0.00	4,044,600.00	0.00	4,044,600.00	0.00	4,044,600.00	4,044,600.00
MOOE	02-101101-2024-08-230148	8.12.2024	0.00	0.00	4,044,600.00	0.00	4,044,600.00	0.00	0.00	4,044,600.00	0.00	4,044,600.00	0.00	0.00	4,044,600.00	0.00	4,044,600.00	0.00	4,044,600.00	4,044,600.00
VALDARIDO, NEGROS OCCIDENTAL			0.00	0.00	9,288,000.00	0.00	9,288,000.00	0.00	0.00	4,844,000.00	0.00	4,844,000.00	0.00	0.00	4,844,000.00	0.00	4,844,000.00	0.00	4,844,000.00	4,844,000.00
VALDARIDO, NEGROS OCCIDENTAL			0.00	0.00	9,288,000.00	0.00	9,288,000.00	0.00	0.00	4,844,000.00	0.00	4,844,000.00	0.00	0.00	4,844,000.00	0.00	4,844,000.00	0.00	4,844,000.00	4,844,000.00
Social Pension			0.00	0.00	9,288,000.00	0.00	9,288,000.00	0.00	0.00	4,844,000.00	0.00	4,844,000.00	0.00	0.00	4,844,000.00	0.00	4,844,000.00	0.00	4,844,000.00	4,844,000.00
MOOE	02-101101-2024-08-250399 / 02-101101-2024-09-250523	9/27/2024	0.00	0.00	9,288,000.00	0.00	9,288,000.00	0.00	0.00	4,844,000.00	0.00	4,844,000.00	0.00	0.00	4,844,000.00	0.00	4,844,000.00	0.00	4,844,000.00	4,844,000.00
VALDARIDO, NEGROS OCCIDENTAL			0.00	0.00	1,699,200.00	0.00	1,699,200.00	0.00	0.00	0.00	0.00	0.00	0.00	0.00	0.00	0.00	0.00	0.00	1,699,200.00	0.00
VALDARIDO, NEGROS OCCIDENTAL			0.00	0.00	1,699,200.00	0.00	1,699,200.00	0.00	0.00	0.00	0.00	0.00	0.00	0.00	0.00	0.00	0.00	0.00	1,699,200.00	0.00
Supplementary Feeding Program			0.00	0.00	1,699,200.00	0.00	1,699,200.00	0.00	0.00	0.00	0.00	0.00	0.00	0.00	0.00	0.00	0.00	0.00	1,699,200.00	0.00
MOOE	02-101101-2024-10-230202	9.24.2024	0.00	0.00	1,699,200.00	0.00	1,699,200.00	0.00	0.00	0.00	0.00	0.00	0.00	0.00	0.00	0.00	0.00	0.00	1,699,200.00	0.00
VALDARIDO, NEGROS OCCIDENTAL			0.00	0.00	7,884,000.00	0.00	7,884,000.00	0.00	0.00	3,942,000.00	0.00	3,942,000.00	0.00	0.00	3,942,000.00	0.00	3,942,000.00	0.00	3,942,000.00	3,942,000.00

VICTORIAS, NEGROS OCCIDENTAL			0.00	0.00	7,884,000.00	0.00	7,884,000.00	0.00	0.00	3,942,000.00	0.00	3,942,000.00	0.00	0.00	0.00	0.00	0.00	3,942,000.00	3,942,000.00
Social Pension			0.00	0.00	7,884,000.00	0.00	7,884,000.00	0.00	0.00	3,942,000.00	0.00	3,942,000.00	0.00	0.00	0.00	0.00	0.00	3,942,000.00	3,942,000.00
MOOE	02-101101-2024-06-250406 / 02-101101-2024-09-250518	9/27/2024	0.00	0.00	7,884,000.00	0.00	7,884,000.00	0.00	0.00	3,942,000.00	0.00	3,942,000.00	0.00	0.00	0.00	0.00	0.00	3,942,000.00	3,942,000.00
VICTORIAS, NEGROS OCCIDENTAL			0.00	0.00	4,302,000.00	0.00	4,302,000.00	0.00	0.00	4,302,000.00	0.00	4,302,000.00	0.00	0.00	0.00	0.00	0.00	0.00	4,302,000.00
Supplementary Feeding Program			0.00	0.00	4,302,000.00	0.00	4,302,000.00	0.00	0.00	4,302,000.00	0.00	4,302,000.00	0.00	0.00	0.00	0.00	0.00	0.00	4,302,000.00
MOOE	02-101101-2024-06-230146	8.12.2024	0.00	0.00	4,302,000.00	0.00	4,302,000.00	0.00	0.00	4,302,000.00	0.00	4,302,000.00	0.00	0.00	0.00	0.00	0.00	0.00	4,302,000.00
BACOLOD CITY, NEGROS OCCIDENTAL			0.00	0.00	6,883,400.00	0.00	6,883,400.00	0.00	0.00	0.00	0.00	0.00	0.00	0.00	0.00	0.00	0.00	0.00	6,883,400.00
Supplementary Feeding Program			0.00	0.00	6,883,400.00	0.00	6,883,400.00	0.00	0.00	0.00	0.00	0.00	0.00	0.00	0.00	0.00	0.00	0.00	6,883,400.00
MOOE	02-101101-2024-10-230204	9.27.2024	0.00	0.00	6,883,400.00	0.00	6,883,400.00	0.00	0.00	0.00	0.00	0.00	0.00	0.00	0.00	0.00	0.00	0.00	6,883,400.00
CANDON, NEGROS OCCIDENTAL			0.00	9,306,000.00	9,306,000.00	0.00	18,612,000.00	0.00	9,306,000.00	4,653,000.00	0.00	13,959,000.00	0.00	0.00	13,959,000.00	0.00	13,959,000.00	4,653,000.00	0.00
Social Pension			0.00	9,306,000.00	9,306,000.00	0.00	18,612,000.00	0.00	9,306,000.00	4,653,000.00	0.00	13,959,000.00	0.00	0.00	13,959,000.00	0.00	13,959,000.00	4,653,000.00	0.00
MOOE	02-101101-2024-04-250183 / 02-101101-2024-08-250351 / 02-101101-2024-09-	9/27/2024	0.00	9,306,000.00	9,306,000.00	0.00	18,612,000.00	0.00	9,306,000.00	4,653,000.00	0.00	13,959,000.00	0.00	0.00	13,959,000.00	0.00	13,959,000.00	4,653,000.00	0.00
CANDON, NEGROS OCCIDENTAL			0.00	0.00	1,483,200.00	0.00	1,483,200.00	0.00	0.00	0.00	0.00	0.00	0.00	0.00	0.00	0.00	0.00	0.00	1,483,200.00
Supplementary Feeding Program			0.00	0.00	1,483,200.00	0.00	1,483,200.00	0.00	0.00	0.00	0.00	0.00	0.00	0.00	0.00	0.00	0.00	0.00	1,483,200.00
MOOE	02-101101-2024-09-230189	9.06.2024	0.00	0.00	1,483,200.00	0.00	1,483,200.00	0.00	0.00	0.00	0.00	0.00	0.00	0.00	0.00	0.00	0.00	0.00	1,483,200.00
SANTA BARBARA, ILOILO			31,674,000.00	0.00	31,674,000.00	0.00	63,348,000.00	31,674,000.00	0.00	15,837,000.00	0.00	47,511,000.00	0.00	31,674,000.00	0.00	0.00	31,674,000.00	15,837,000.00	15,837,000.00
SANTA BARBARA, ILOILO			31,674,000.00	0.00	31,674,000.00	0.00	63,348,000.00	31,674,000.00	0.00	15,837,000.00	0.00	47,511,000.00	0.00	31,674,000.00	0.00	0.00	31,674,000.00	15,837,000.00	15,837,000.00

This report was generated using the Unified Reporting System on October 5, 2024 4:09 PM. Status : PENDING

Department : Department of Social Welfare and Development (DSWD)
 Agency/Entity : Office of the Secretary
 Operating Unit : Regional Office - VI
 Organization Code (UACS) : 20 001 0300006
 Fund Cluster : 01 - Regular Agency Fund

X	Current Year Appropriations
	Supplemental Appropriations
	Continuing Appropriations

(e.g. UACS Fund Cluster: 01-Regular Agency Fund, 02-Foreign Assisted Projects Fund, 03-Special Account-Locally Funded/Domestic Grants Fund, and 04-Special Account-Foreign Assisted/Foreign Grants Fund)

Implementing Agencies and Projects	Obligations							Disbursements (Funds Transferred To)					Liquidations					Unpaid Obligations	Unliquidated Fund Transfers
	Obligation Request and Status		1st Quarter Ending March 31	2nd Quarter Ending June 30	3rd Quarter Ending September 30	4th Quarter Ending December	Total	1st Quarter Ending March 31	2nd Quarter Ending June 30	3rd Quarter Ending September 30	4th Quarter Ending December	Total	1st Quarter Ending March 31	2nd Quarter Ending June 30	3rd Quarter Ending September 30	4th Quarter Ending December	Total		
	Number	Date	4	5	6	7	8=(4+5+6+7)	9	10	11	12	13=(9+10+11+12)	14	15	16	17	18=(14+15+16+17)		
Social Pension			31,674,000.00	0.00	31,674,000.00	0.00	63,348,000.00	31,674,000.00	0.00	15,837,000.00	0.00	47,511,000.00	0.00	31,674,000.00	0.00	0.00	31,674,000.00	15,837,000.00	15,837,000.00
MOOE	02-101101-2024-06-250042 / 02-101101-2024-07-250294 / 02-101101-2024-09-	9/26/2024	31,674,000.00	0.00	31,674,000.00	0.00	63,348,000.00	31,674,000.00	0.00	15,837,000.00	0.00	47,511,000.00	0.00	31,674,000.00	0.00	0.00	31,674,000.00	15,837,000.00	15,837,000.00
GRAND TOTAL			817,884,000.00	167,298,000.00	2,065,332,600.00	0.00	3,050,514,600.00	488,478,000.00	496,704,000.00	1,097,914,200.00	0.00	2,083,096,200.00	55,734,000.00	566,550,000.00	673,882,400.00	0.00	1,296,166,400.00	967,418,400.00	786,929,800.00

Certified Correct:

Certified Correct:


Recommending Approval:


Approved By:


For the DIC-Regional Director


 SHIELVA M. JAVILLA
 Administrative Officer V
 Date:


 CLARENCE DARRYL V. ALFUENTE
 Administrative Officer V
 Date:


 HECTOR ROLDAN V. PROVENDIDO JR
 Accountant III/FMD Chief
 Date:


 ARWIN O. RAZO
 DIC-Regional Director
 Date:


 JOSELITO G. ESTERBER
 Director III / ARD for Administration

This report was generated using the Unified Reporting System on October 3, 2024 4:09 PM. Status : PENDING

PS MODE SOCIAL PENSION AICS FE CO	02-101101-2024-07-09664	3/20/2024 8/5/2024 9/24/2024	16,878,000.00 16,878,000.00	19,878,000.00 16,878,000.00 3,000,000.00	16,756,000.00 16,878,000.00 16,878,000.00 3,000,000.00	16,878,000.00 16,878,000.00	19,878,000.00 16,878,000.00 3,000,000.00	16,756,000.00 16,878,000.00 16,878,000.00 3,000,000.00	16,878,000.00 16,878,000.00	19,878,000.00 16,878,000.00	16,756,000.00 16,878,000.00 16,878,000.00 3,000,000.00	16,878,000.00 16,878,000.00	19,878,000.00 16,878,000.00	16,756,000.00 16,878,000.00 16,878,000.00 3,000,000.00
MUNICIPALITY OF BIRLAHA (CRU)														
PS MODE SOCIAL PENSION FE CO		3/19/2024	15,078,000.00 15,078,000.00		15,078,000.00 15,078,000.00	15,078,000.00 15,078,000.00			15,078,000.00 15,078,000.00	15,078,000.00 15,078,000.00		15,078,000.00 15,078,000.00	15,078,000.00 15,078,000.00	
MUNICIPALITY OF BIRLAHA (CRU)														
PS MODE SOCIAL PENSION SOCIAL PENSION AICS FE CO	03-101101-2024-03-02997 03-101101-2024-06-07480	3/19/2024 8/1/2024 9/24/2024	14,658,000.00 14,658,000.00	17,658,000.00 14,658,000.00 3,000,000.00	31,316,000.00 14,658,000.00 14,658,000.00 3,000,000.00	14,658,000.00 14,658,000.00	17,658,000.00 14,658,000.00 3,000,000.00	31,316,000.00 14,658,000.00 14,658,000.00 3,000,000.00	14,658,000.00 14,658,000.00	17,658,000.00 14,658,000.00	31,316,000.00 14,658,000.00 14,658,000.00 3,000,000.00	14,658,000.00 14,658,000.00	17,658,000.00 14,658,000.00	31,316,000.00 14,658,000.00 14,658,000.00 3,000,000.00
MUNICIPALITY OF BIRLAHA (CRU)														
PS MODE SOCIAL PENSION SOCIAL PENSION FE CO	02-101101-2024-03-02998 02-101101-2024-08-10185	3/19/2024 8/14/2024	30,032,000.00 10,032,000.00	10,032,000.00 10,032,000.00	30,064,000.00 10,032,000.00 10,032,000.00	10,032,000.00 10,032,000.00	30,064,000.00 10,032,000.00 10,032,000.00	30,064,000.00 10,032,000.00 10,032,000.00	10,032,000.00 10,032,000.00	30,064,000.00 10,032,000.00	30,064,000.00 10,032,000.00 10,032,000.00	10,032,000.00 10,032,000.00	30,064,000.00 10,032,000.00	30,064,000.00 10,032,000.00 10,032,000.00
MUNICIPALITY OF BIRLAHA (CRU)														
PS MODE SOCIAL PENSION FE CO	02-101101-2024-03-03130	3/20/2024	17,338,000.00 17,338,000.00		17,338,000.00 17,338,000.00	17,338,000.00 17,338,000.00			17,338,000.00 17,338,000.00	17,338,000.00 17,338,000.00		17,338,000.00 17,338,000.00	17,338,000.00 17,338,000.00	
MUNICIPALITY OF BIRLAHA (CRU)														
PS MODE SOCIAL PENSION SOCIAL PENSION FE CO	02-101101-2024-03-01988 02-101101-2024-08-09877	3/4/2024 8/6/2024	5,046,000.00 5,046,000.00	5,046,000.00 5,046,000.00	10,092,000.00 5,046,000.00 5,046,000.00	5,046,000.00 5,046,000.00	10,092,000.00 5,046,000.00 5,046,000.00	10,092,000.00 5,046,000.00 5,046,000.00	5,046,000.00 5,046,000.00	10,092,000.00 5,046,000.00	10,092,000.00 5,046,000.00 5,046,000.00	5,046,000.00 5,046,000.00	10,092,000.00 5,046,000.00	10,092,000.00 5,046,000.00 5,046,000.00
MUNICIPALITY OF BIRLAHA (CRU)														
PS MODE SOCIAL PENSION AICS SOCIAL PENSION FE CO	03-101101-2024-03-07759 02-101101-2024-07-09191	03/13/2024 7/25/2024 9/18/2024	14,238,000.00 14,238,000.00	14,238,000.00 2,000,000.00 14,238,000.00	30,476,000.00 14,238,000.00 2,000,000.00 14,238,000.00	14,238,000.00 14,238,000.00	30,476,000.00 14,238,000.00 2,000,000.00 14,238,000.00	30,476,000.00 14,238,000.00 2,000,000.00 14,238,000.00	14,238,000.00 14,238,000.00	30,476,000.00 14,238,000.00	30,476,000.00 14,238,000.00 2,000,000.00 14,238,000.00	14,238,000.00 14,238,000.00	30,476,000.00 14,238,000.00	30,476,000.00 14,238,000.00 2,000,000.00 14,238,000.00
MUNICIPALITY OF BIRLAHA (CRU)														
PS MODE SOCIAL PENSION FE CO	02-101101-2024-03-02404	3/7/2024	16,554,000.00 16,554,000.00		16,554,000.00 16,554,000.00	16,554,000.00 16,554,000.00			16,554,000.00 16,554,000.00	16,554,000.00 16,554,000.00		16,554,000.00 16,554,000.00	16,554,000.00 16,554,000.00	
MUNICIPALITY OF BIRLAHA (CRU)														
PS MODE SOCIAL PENSION SOCIAL PENSION FE CO	02-101101-2024-03-07440 02-101101-2024-08-09897	3/7/2024	11,808,000.00 11,808,000.00	11,808,000.00 11,808,000.00	23,616,000.00 11,808,000.00 11,808,000.00	11,808,000.00 11,808,000.00	23,616,000.00 11,808,000.00 11,808,000.00	23,616,000.00 11,808,000.00 11,808,000.00	11,808,000.00 11,808,000.00	23,616,000.00 11,808,000.00	23,616,000.00 11,808,000.00 11,808,000.00	11,808,000.00 11,808,000.00	23,616,000.00 11,808,000.00	23,616,000.00 11,808,000.00 11,808,000.00
MUNICIPALITY OF BIRLAHA (CRU)														
PS MODE SOCIAL PENSION AICS SOCIAL PENSION FE CO	02-101101-2024-03-02403 02-101101-2024-07-09145 02-101101-2024-07-09723	3/7/2024 7/25/2024 7/26/2024	15,072,000.00 15,072,000.00	18,072,000.00 3,000,000.00 15,072,000.00	31,144,000.00 15,072,000.00 3,000,000.00 15,072,000.00	15,072,000.00 15,072,000.00	31,144,000.00 15,072,000.00 3,000,000.00 15,072,000.00	31,144,000.00 15,072,000.00 3,000,000.00 15,072,000.00	15,072,000.00 15,072,000.00	31,144,000.00 15,072,000.00	31,144,000.00 15,072,000.00 3,000,000.00 15,072,000.00	15,072,000.00 15,072,000.00	31,144,000.00 15,072,000.00	31,144,000.00 15,072,000.00 3,000,000.00 15,072,000.00
MUNICIPALITY OF BIRLAHA (CRU)														

ACS	02 101101 2024 07 08294	7/11/2024			1,500,000.00		1,500,000.00		1,500,000.00		1,500,000.00						1,500,000.00
SOCIAL PENSION	02 101101 2024 06 07448	6/27/2024			9,360,000.00		9,360,000.00		9,360,000.00		9,360,000.00						9,360,000.00
PE																	
CD																	
MEMBERSHIP BY SERVICE MONTH					4,372,000.00		4,372,000.00		4,372,000.00		4,372,000.00						4,372,000.00
PS																	
MODE					4,572,000.00		4,572,000.00		4,572,000.00		4,572,000.00						4,572,000.00
SOCIAL PENSION	02 101101 2024 01 01281	8/1/2024			9,144,000.00		9,144,000.00		9,144,000.00		9,144,000.00						9,144,000.00
SOCIAL PENSION	02 101101 2024 07 09818	8/8/2024			4,572,000.00		4,572,000.00		4,572,000.00		4,572,000.00						4,572,000.00
PE																	
CD																	
MEMBERSHIP BY SERVICE YEAR					11,410,000.00		11,410,000.00		11,410,000.00		11,410,000.00						11,410,000.00
PS																	
MODE					11,410,000.00		11,410,000.00		11,410,000.00		11,410,000.00						11,410,000.00
SOCIAL PENSION	02 101101 2024 03 42260	3/4/2024			29,820,000.00		29,820,000.00		29,820,000.00		29,820,000.00						29,820,000.00
SOCIAL PENSION	02 101101 2024 03 42260	8/5/2024			11,410,000.00		11,410,000.00		11,410,000.00		11,410,000.00						11,410,000.00
ACS					3,000,000.00		3,000,000.00		3,000,000.00		3,000,000.00						3,000,000.00
SOCIAL PENSION					11,410,000.00		11,410,000.00		11,410,000.00		11,410,000.00						11,410,000.00
PE																	
CD																	
MEMBERSHIP BY SALARY GRADE					20,556,000.00		20,556,000.00		20,556,000.00		20,556,000.00						20,556,000.00
PS																	
MODE					27,556,000.00		27,556,000.00		27,556,000.00		27,556,000.00						27,556,000.00
SOCIAL PENSION	02 101101 2024 03 42063	3/4/2024			17,556,000.00		17,556,000.00		17,556,000.00		17,556,000.00						17,556,000.00
SOCIAL PENSION	02 101101 2024 08 09096	8/9/2024			3,000,000.00		3,000,000.00		3,000,000.00		3,000,000.00						3,000,000.00
ACS					17,556,000.00		17,556,000.00		17,556,000.00		17,556,000.00						17,556,000.00
PE																	
CD																	
MEMBERSHIP BY SALARY GRADE					18,624,000.00		18,624,000.00		18,624,000.00		18,624,000.00						18,624,000.00
PS																	
MODE					18,624,000.00		18,624,000.00		18,624,000.00		18,624,000.00						18,624,000.00
SOCIAL PENSION	02 101101 2024 03 42259	3/4/2024			40,248,000.00		40,248,000.00		40,248,000.00		40,248,000.00						40,248,000.00
SOCIAL PENSION	02 101101 2024 07 09147	7/25/2024			18,624,000.00		18,624,000.00		18,624,000.00		18,624,000.00						18,624,000.00
ACS					3,000,000.00		3,000,000.00		3,000,000.00		3,000,000.00						3,000,000.00
SOCIAL PENSION	02 101101 2024 06 07543	6/1/2024			18,624,000.00		18,624,000.00		18,624,000.00		18,624,000.00						18,624,000.00
PE																	
CD																	
MEMBERSHIP BY SALARY GRADE					14,370,000.00		14,370,000.00		14,370,000.00		14,370,000.00						14,370,000.00
PS																	
MODE					14,370,000.00		14,370,000.00		14,370,000.00		14,370,000.00						14,370,000.00
SOCIAL PENSION	02 101101 2024 03 42136	3/1/2024			14,370,000.00		14,370,000.00		14,370,000.00		14,370,000.00						14,370,000.00
SOCIAL PENSION	02 101101 2024 07 09239	7/25/2024			14,370,000.00		14,370,000.00		14,370,000.00		14,370,000.00						14,370,000.00
PE																	
CD																	
MEMBERSHIP BY SALARY GRADE					14,664,000.00		14,664,000.00		14,664,000.00		14,664,000.00						14,664,000.00
PS																	
MODE					14,664,000.00		14,664,000.00		14,664,000.00		14,664,000.00						14,664,000.00
SOCIAL PENSION	02 101101 2024 03 42053	2/28/2024			29,328,000.00		29,328,000.00		29,328,000.00		29,328,000.00						29,328,000.00
SOCIAL PENSION	02 101101 2024 03 42053	8/4/2024			14,664,000.00		14,664,000.00		14,664,000.00		14,664,000.00						14,664,000.00
PE					14,664,000.00		14,664,000.00		14,664,000.00		14,664,000.00						14,664,000.00
CD																	
MEMBERSHIP BY SALARY GRADE					10,650,000.00		10,650,000.00		10,650,000.00		10,650,000.00						10,650,000.00
PS																	
MODE					10,650,000.00		10,650,000.00		10,650,000.00		10,650,000.00						10,650,000.00
SOCIAL PENSION	02 101101 2024 03 42054	2/28/2024			21,300,000.00		21,300,000.00		21,300,000.00		21,300,000.00						21,300,000.00
SOCIAL PENSION	02 101101 2024 07 09069	6/5/2024			10,650,000.00		10,650,000.00		10,650,000.00		10,650,000.00						10,650,000.00
PE																	
CD																	
MEMBERSHIP BY SALARY GRADE					21,964,000.00		21,964,000.00		21,964,000.00		21,964,000.00						21,964,000.00
PS																	
MODE					21,964,000.00		21,964,000.00		21,964,000.00		21,964,000.00						21,964,000.00
SOCIAL PENSION	02 101101 2024 03 42192	2/15/2024			3,000,000.00		3,000,000.00		3,000,000.00		3,000,000.00						3,000,000.00
ACS					21,964,000.00		21,964,000.00		21,964,000.00		21,964,000.00						21,964,000.00
PE					1,000,000.00		1,000,000.00		1,000,000.00		1,000,000.00						1,000,000.00
CD																	
MEMBERSHIP BY SALARY GRADE					11,250,000.00		11,250,000.00		11,250,000.00		11,250,000.00						11,250,000.00
PS																	
MODE					11,250,000.00		11,250,000.00		11,250,000.00		11,250,000.00						11,250,000.00
SOCIAL PENSION	02 101101 2024 03 42082	2/28/2024			22,500,000.00		22,500,000.00		22,500,000.00		22,500,000.00						22,500,000.00
SOCIAL PENSION	02 101101 2024 07 09139	7/26/2024			11,250,000.00		11,250,000.00		11,250,000.00		11,250,000.00						11,250,000.00
PE																	

CD	COMMUNITY OF FAMILIES PROGRAM DESIGN	PLAN NUMBER	12/31/2023	12/31/2024	12/31/2025	12/31/2026	12/31/2027	12/31/2028	12/31/2029	12/31/2030	12/31/2031	12/31/2032	12/31/2033	12/31/2034
PS	MOORE													
	SOCIAL PENSION	02-101101-2024-02-01585	16,038,000.00	33,038,000.00	49,076,000.00	16,038,000.00		33,038,000.00		49,076,000.00		16,038,000.00		33,038,000.00
	ACS	02-101101-2024-02-08327	16,038,000.00		16,038,000.00	16,038,000.00				16,038,000.00		16,038,000.00		16,038,000.00
	EC-4XB	02-101101-2024-06-07479		2,000,000.00	2,000,000.00		2,000,000.00		2,000,000.00		2,000,000.00		2,000,000.00	2,000,000.00
FE				16,038,000.00	16,038,000.00		16,038,000.00		16,038,000.00		16,038,000.00		16,038,000.00	16,038,000.00
CD				15,000,000.00	15,000,000.00		15,000,000.00		15,000,000.00		15,000,000.00		15,000,000.00	15,000,000.00
PS	MOORE													
	SOCIAL PENSION	02-101101-2024-02-01583	17,658,000.00		17,658,000.00	17,658,000.00				17,658,000.00		17,658,000.00		17,658,000.00
FE														
CD														
PS	MOORE													
	SOCIAL PENSION	02-101101-2024-02-02827	15,336,000.00	15,336,000.00	30,672,000.00	15,336,000.00		15,336,000.00		30,672,000.00		15,336,000.00		15,336,000.00
	SOCIAL PENSION	02-101101-2024-07-08118	15,336,000.00		15,336,000.00	15,336,000.00				15,336,000.00		15,336,000.00		15,336,000.00
FE														
CD														
PS	MOORE													
	SOCIAL PENSION	02-101101-2024-02-02827	10,122,000.00	10,122,000.00	20,244,000.00	10,122,000.00		10,122,000.00		20,244,000.00		10,122,000.00		10,122,000.00
	SOCIAL PENSION	02-101101-2024-07-08238	10,122,000.00		10,122,000.00	10,122,000.00				10,122,000.00		10,122,000.00		10,122,000.00
FE														
CD														
PS	MOORE													
	SOCIAL PENSION	02-101101-2024-02-02827	9,276,000.00	9,276,000.00	18,552,000.00	9,276,000.00	9,276,000.00			18,552,000.00		9,276,000.00		9,276,000.00
	SOCIAL PENSION	02-101101-2024-07-08118	9,276,000.00		9,276,000.00	9,276,000.00		9,276,000.00		9,276,000.00		9,276,000.00		9,276,000.00
FE														
CD														
PS	MOORE													
	SOCIAL PENSION	02-101101-2024-02-02594	14,244,000.00	14,244,000.00	28,488,000.00	14,244,000.00		14,244,000.00		28,488,000.00		14,244,000.00		14,244,000.00
	SOCIAL PENSION	02-101101-2024-07-08118	14,244,000.00		14,244,000.00	14,244,000.00				14,244,000.00		14,244,000.00		14,244,000.00
FE														
CD														
PS	MOORE													
	SOCIAL PENSION	02-101101-2024-02-02594	16,920,000.00	16,920,000.00	33,840,000.00	16,920,000.00		16,920,000.00		33,840,000.00		16,920,000.00		16,920,000.00
	SOCIAL PENSION	02-101101-2024-07-08118	16,920,000.00		16,920,000.00	16,920,000.00				16,920,000.00		16,920,000.00		16,920,000.00
FE														
CD														
PS	MOORE													
	SOCIAL PENSION	02-101101-2024-02-02803	15,192,000.00	15,192,000.00	30,384,000.00	15,192,000.00		15,192,000.00		30,384,000.00		15,192,000.00		15,192,000.00
	SOCIAL PENSION	02-101101-2024-07-09664	15,192,000.00		15,192,000.00	15,192,000.00				15,192,000.00		15,192,000.00		15,192,000.00
	ACS			3,000,000.00	3,000,000.00		3,000,000.00		3,000,000.00		3,000,000.00		3,000,000.00	3,000,000.00
FE														
CD														
PS	MOORE													
	SOCIAL PENSION	02-101101-2024-02-02602	10,884,000.00	10,884,000.00	21,768,000.00	10,884,000.00		10,884,000.00		21,768,000.00		10,884,000.00		10,884,000.00
	SOCIAL PENSION	02-101101-2024-06-07485	10,884,000.00		10,884,000.00	10,884,000.00				10,884,000.00		10,884,000.00		10,884,000.00
FE														
CD														
PS	MOORE													
	SOCIAL PENSION	02-101101-2024-02-01596	17,262,000.00	17,262,000.00	34,524,000.00	17,262,000.00		17,262,000.00		34,524,000.00		17,262,000.00		17,262,000.00
	SOCIAL PENSION	02-101101-2024-07-09667	17,262,000.00		17,262,000.00	17,262,000.00				17,262,000.00		17,262,000.00		17,262,000.00
FE														
CD														

PS MOORE SOCIAL PENSION	02-101101-2024-05-06382		13,338,000.00		13,338,000.00		13,338,000.00		13,338,000.00		13,338,000.00		13,338,000.00		13,338,000.00		13,338,000.00		13,338,000.00
PS MOORE SOCIAL PENSION	02-101101-2024-05-05954		12,330,000.00		12,330,000.00		12,330,000.00		12,330,000.00		12,330,000.00		12,330,000.00		12,330,000.00		12,330,000.00		12,330,000.00
PS MOORE SOCIAL PENSION	02-101101-2024-05-05743	8/28/2024	8,250,000.00	8,250,000.00	16,500,000.00		8,250,000.00	8,250,000.00	16,500,000.00		8,250,000.00	8,250,000.00	16,500,000.00		8,250,000.00	8,250,000.00	16,500,000.00		8,250,000.00
PS MOORE SOCIAL PENSION	02-101101-2024-05-05743	9/10/2024	12,678,000.00	12,678,000.00	25,356,000.00		12,678,000.00	12,678,000.00	25,356,000.00		12,678,000.00	12,678,000.00	25,356,000.00		12,678,000.00	12,678,000.00	25,356,000.00		12,678,000.00
PS MOORE SOCIAL PENSION	02-101101-2024-05-05744		19,230,000.00		19,230,000.00		19,230,000.00		19,230,000.00		19,230,000.00		19,230,000.00		19,230,000.00		19,230,000.00		19,230,000.00
PS MOORE SOCIAL PENSION	02-101101-2024-05-05695		17,976,000.00		17,976,000.00		17,976,000.00		17,976,000.00		17,976,000.00		17,976,000.00		17,976,000.00		17,976,000.00		17,976,000.00
PS MOORE SOCIAL PENSION	02-101101-2024-05-05533	9/10/2024	21,702,000.00	21,702,000.00	43,404,000.00		21,702,000.00	21,702,000.00	43,404,000.00		21,702,000.00	21,702,000.00	43,404,000.00		21,702,000.00	21,702,000.00	43,404,000.00		21,702,000.00
PS MOORE SOCIAL PENSION	02-101101-2024-05-05348		16,179,000.00		16,179,000.00		16,179,000.00		16,179,000.00		16,179,000.00		16,179,000.00		16,179,000.00		16,179,000.00		16,179,000.00
PS MOORE SOCIAL PENSION	02-101101-2024-04-04005		12,432,000.00		12,432,000.00		12,432,000.00		12,432,000.00		12,432,000.00		12,432,000.00		12,432,000.00		12,432,000.00		12,432,000.00
PS MOORE SOCIAL PENSION	02-101101-2024-05-05148	9/17/2024	10,032,000.00	10,032,000.00	20,064,000.00		10,032,000.00	10,032,000.00	20,064,000.00		10,032,000.00	10,032,000.00	20,064,000.00		10,032,000.00	10,032,000.00	20,064,000.00		10,032,000.00
PS MOORE SOCIAL PENSION	02-101101-2024-04-05605	9/6/2024	13,578,000.00	3,000,000.00	16,578,000.00		13,578,000.00	3,000,000.00	16,578,000.00		13,578,000.00	3,000,000.00	16,578,000.00		13,578,000.00	3,000,000.00	16,578,000.00		13,578,000.00
PS MOORE SOCIAL PENSION	02-101101-2024-04-04998	9/4/2024	13,410,000.00	13,410,000.00	26,820,000.00		13,410,000.00	13,410,000.00	26,820,000.00		13,410,000.00	13,410,000.00	26,820,000.00		13,410,000.00	13,410,000.00	26,820,000.00		13,410,000.00
PS MOORE SOCIAL PENSION	02-101101-2024-05-05691	8/8/2024	20,352,000.00	20,352,000.00	40,704,000.00		20,352,000.00	20,352,000.00	40,704,000.00		20,352,000.00	20,352,000.00	40,704,000.00		20,352,000.00	20,352,000.00	40,704,000.00		20,352,000.00
PS MOORE SOCIAL PENSION	02-101101-2024-04-05566	7/7/2024	14,670,000.00	3,000,000.00	17,670,000.00		14,670,000.00	3,000,000.00	17,670,000.00		14,670,000.00	3,000,000.00	17,670,000.00		14,670,000.00	3,000,000.00	17,670,000.00		14,670,000.00
PS MOORE SOCIAL PENSION			18,402,000.00		18,402,000.00		18,402,000.00		18,402,000.00		18,402,000.00		18,402,000.00		18,402,000.00		18,402,000.00		18,402,000.00

PS MOODE SOCIAL PENSION SOCIAL PENSION	02-101101-2024-04-04006	9/17/2024	14,640,000.00	14,640,000.00	29,280,000.00	14,640,000.00	14,640,000.00	29,280,000.00	14,640,000.00	14,640,000.00	29,280,000.00	14,640,000.00	14,640,000.00	29,280,000.00	14,640,000.00	14,640,000.00	29,280,000.00
PS MOODE SOCIAL PENSION SOCIAL PENSION	02-101101-2024-04-04004	9/4/2024	12,900,000.00	12,900,000.00	25,800,000.00	12,900,000.00	12,900,000.00	25,800,000.00	12,900,000.00	12,900,000.00	25,800,000.00	12,900,000.00	12,900,000.00	25,800,000.00	12,900,000.00	12,900,000.00	25,800,000.00
PS MOODE SOCIAL PENSION SOCIAL PENSION	02-101101-2024-04-03883	9/24/2024	13,128,000.00	3,000,000.00	16,128,000.00	13,128,000.00	3,000,000.00	16,128,000.00	13,128,000.00	3,000,000.00	16,128,000.00	13,128,000.00	3,000,000.00	16,128,000.00	13,128,000.00	3,000,000.00	16,128,000.00
PS MOODE SOCIAL PENSION SOCIAL PENSION	02-101101-2024-04-03884	9/10/2024	11,166,000.00	11,166,000.00	22,332,000.00	11,166,000.00	11,166,000.00	22,332,000.00	11,166,000.00	11,166,000.00	22,332,000.00	11,166,000.00	11,166,000.00	22,332,000.00	11,166,000.00	11,166,000.00	22,332,000.00
PS MOODE SOCIAL PENSION SOCIAL PENSION	02-101101-2024-04-03885	9/11/2024	12,912,000.00	12,912,000.00	25,824,000.00	12,912,000.00	12,912,000.00	25,824,000.00	12,912,000.00	12,912,000.00	25,824,000.00	12,912,000.00	12,912,000.00	25,824,000.00	12,912,000.00	12,912,000.00	25,824,000.00
PS MOODE SOCIAL PENSION SOCIAL PENSION	02-101101-2024-03-03237	9/24/2024	8,814,000.00	8,814,000.00	17,628,000.00	8,814,000.00	8,814,000.00	17,628,000.00	8,814,000.00	8,814,000.00	17,628,000.00	8,814,000.00	8,814,000.00	17,628,000.00	8,814,000.00	8,814,000.00	17,628,000.00
PS MOODE SOCIAL PENSION SOCIAL PENSION	02-101101-2024-03-03234	7/15/2024	8,394,000.00	3,000,000.00	11,394,000.00	8,394,000.00	3,000,000.00	11,394,000.00	8,394,000.00	3,000,000.00	11,394,000.00	8,394,000.00	3,000,000.00	11,394,000.00	8,394,000.00	3,000,000.00	11,394,000.00
PS MOODE SOCIAL PENSION SOCIAL PENSION	02-101101-2024-03-03235	9/10/2024	15,624,000.00	3,000,000.00	18,624,000.00	15,624,000.00	3,000,000.00	18,624,000.00	15,624,000.00	3,000,000.00	18,624,000.00	15,624,000.00	3,000,000.00	18,624,000.00	15,624,000.00	3,000,000.00	18,624,000.00
PS MOODE SOCIAL PENSION SOCIAL PENSION	02-101101-2024-03-03233	9/14/2024	13,452,000.00	13,452,000.00	26,904,000.00	13,452,000.00	13,452,000.00	26,904,000.00	13,452,000.00	13,452,000.00	26,904,000.00	13,452,000.00	13,452,000.00	26,904,000.00	13,452,000.00	13,452,000.00	26,904,000.00
PS MOODE SOCIAL PENSION SOCIAL PENSION	02-101101-2024-03-03239	8/28/2024	22,224,000.00	22,224,000.00	44,448,000.00	22,224,000.00	22,224,000.00	44,448,000.00	22,224,000.00	22,224,000.00	44,448,000.00	22,224,000.00	22,224,000.00	44,448,000.00	22,224,000.00	22,224,000.00	44,448,000.00
PS MOODE SOCIAL PENSION	02-101101-2024-07-09663	8/5/2024	13,944,000.00	13,944,000.00	27,888,000.00	13,944,000.00	13,944,000.00	27,888,000.00	13,944,000.00	13,944,000.00	27,888,000.00	13,944,000.00	13,944,000.00	27,888,000.00	13,944,000.00	13,944,000.00	27,888,000.00
PS MOODE AICS	02-101101-2024-07-08395	7/19/2024	2,000,000.00	2,000,000.00	4,000,000.00	2,000,000.00	2,000,000.00	4,000,000.00	2,000,000.00	2,000,000.00	4,000,000.00	2,000,000.00	2,000,000.00	4,000,000.00	2,000,000.00	2,000,000.00	4,000,000.00
PS MOODE IC-008	02-101101-2024-06-06749	7/15/2024	2,580,615.00	2,580,615.00	5,161,230.00	2,580,615.00	2,580,615.00	5,161,230.00	2,580,615.00	2,580,615.00	5,161,230.00	2,580,615.00	2,580,615.00	5,161,230.00	2,580,615.00	2,580,615.00	5,161,230.00

MOORE IC-408	02-101101-2024-06-06749	7/15/2024	-	4,169,385.00	4,169,385.00	-	4,169,385.00	4,169,385.00	-	4,169,385.00	4,169,385.00	-	4,169,385.00	4,169,385.00
PROPERTY OF STATE				4,169,385.00	4,169,385.00		4,169,385.00	4,169,385.00		4,169,385.00	4,169,385.00		4,169,385.00	4,169,385.00
PS MOORE AICS	02-101101-2024-06-07865	7/26/2024	-	40,100,000.00	40,100,000.00	-	40,100,000.00	40,100,000.00	-	40,100,000.00	40,100,000.00	-	40,100,000.00	40,100,000.00
REVENUE FROM STATE				40,100,000.00	40,100,000.00		40,100,000.00	40,100,000.00		40,100,000.00	40,100,000.00		40,100,000.00	40,100,000.00
PS MOORE IC-408	02-101101-2024-06-06749	7/15/2024	-	882,562.00	882,562.00	-	882,562.00	882,562.00	-	882,562.00	882,562.00	-	882,562.00	882,562.00
REVENUE FROM STATE				882,562.00	882,562.00		882,562.00	882,562.00		882,562.00	882,562.00		882,562.00	882,562.00
PS MOORE IC-408	02-101101-2024-06-06749	7/15/2024	-	915,890.00	915,890.00	-	915,890.00	915,890.00	-	915,890.00	915,890.00	-	915,890.00	915,890.00
REVENUE FROM STATE				915,890.00	915,890.00		915,890.00	915,890.00		915,890.00	915,890.00		915,890.00	915,890.00
PS MOORE IC-408	02-101101-2024-06-06749	7/15/2024	-	985,403.00	985,403.00	-	985,403.00	985,403.00	-	985,403.00	985,403.00	-	985,403.00	985,403.00
REVENUE FROM STATE				985,403.00	985,403.00		985,403.00	985,403.00		985,403.00	985,403.00		985,403.00	985,403.00
PS MOORE IC-408	02-101101-2024-06-06749	7/15/2024	-	2,430,000.00	2,430,000.00	-	2,430,000.00	2,430,000.00	-	2,430,000.00	2,430,000.00	-	2,430,000.00	2,430,000.00
REVENUE FROM STATE				2,430,000.00	2,430,000.00		2,430,000.00	2,430,000.00		2,430,000.00	2,430,000.00		2,430,000.00	2,430,000.00
PS MOORE IC-408	02-101101-2024-06-06749	7/15/2024	-	786,605.00	786,605.00	-	786,605.00	786,605.00	-	786,605.00	786,605.00	-	786,605.00	786,605.00
REVENUE FROM STATE				786,605.00	786,605.00		786,605.00	786,605.00		786,605.00	786,605.00		786,605.00	786,605.00
PS MOORE IC-408	02-101101-2024-06-06749	7/15/2024	-	625,855.00	625,855.00	-	625,855.00	625,855.00	-	625,855.00	625,855.00	-	625,855.00	625,855.00
REVENUE FROM STATE				625,855.00	625,855.00		625,855.00	625,855.00		625,855.00	625,855.00		625,855.00	625,855.00
PS MOORE IC-408	02-101101-2024-06-06749	7/15/2024	-	819,125.00	819,125.00	-	819,125.00	819,125.00	-	819,125.00	819,125.00	-	819,125.00	819,125.00
REVENUE FROM STATE				819,125.00	819,125.00		819,125.00	819,125.00		819,125.00	819,125.00		819,125.00	819,125.00
PS MOORE IC-408	02-101101-2024-06-06749	7/15/2024	-	645,380.00	645,380.00	-	645,380.00	645,380.00	-	645,380.00	645,380.00	-	645,380.00	645,380.00
REVENUE FROM STATE				645,380.00	645,380.00		645,380.00	645,380.00		645,380.00	645,380.00		645,380.00	645,380.00
PS MOORE IC-408	02-101101-2024-06-06749	7/15/2024	-	1,199,925.00	1,199,925.00	-	1,199,925.00	1,199,925.00	-	1,199,925.00	1,199,925.00	-	1,199,925.00	1,199,925.00
REVENUE FROM STATE				1,199,925.00	1,199,925.00		1,199,925.00	1,199,925.00		1,199,925.00	1,199,925.00		1,199,925.00	1,199,925.00
PS MOORE IC-408	02-101101-2024-06-06749	7/15/2024	-	1,093,265.00	1,093,265.00	-	1,093,265.00	1,093,265.00	-	1,093,265.00	1,093,265.00	-	1,093,265.00	1,093,265.00
REVENUE FROM STATE				1,093,265.00	1,093,265.00		1,093,265.00	1,093,265.00		1,093,265.00	1,093,265.00		1,093,265.00	1,093,265.00
PS MOORE IC-408	02-101101-2024-06-06749	7/15/2024	-	1,089,195.00	1,089,195.00	-	1,089,195.00	1,089,195.00	-	1,089,195.00	1,089,195.00	-	1,089,195.00	1,089,195.00
REVENUE FROM STATE				1,089,195.00	1,089,195.00		1,089,195.00	1,089,195.00		1,089,195.00	1,089,195.00		1,089,195.00	1,089,195.00
PS MOORE IC-408	02-101101-2024-06-06749	7/15/2024	-	1,191,045.00	1,191,045.00	-	1,191,045.00	1,191,045.00	-	1,191,045.00	1,191,045.00	-	1,191,045.00	1,191,045.00
REVENUE FROM STATE				1,191,045.00	1,191,045.00		1,191,045.00	1,191,045.00		1,191,045.00	1,191,045.00		1,191,045.00	1,191,045.00
PS MOORE IC-408	02-101101-2024-06-06749	7/15/2024	-	997,374.79	997,374.79	-	997,374.79	997,374.79	-	997,374.79	997,374.79	-	997,374.79	997,374.79
REVENUE FROM STATE				997,374.79	997,374.79		997,374.79	997,374.79		997,374.79	997,374.79		997,374.79	997,374.79
PS MOORE IC-408	02-101101-2024-06-06749	7/15/2024	-	1,450,521.85	1,450,521.85	-	1,450,521.85	1,450,521.85	-	1,450,521.85	1,450,521.85	-	1,450,521.85	1,450,521.85
REVENUE FROM STATE				1,450,521.85	1,450,521.85		1,450,521.85	1,450,521.85		1,450,521.85	1,450,521.85		1,450,521.85	1,450,521.85
PS				999,395.15	999,395.15		999,395.15	999,395.15		999,395.15	999,395.15		999,395.15	999,395.15

14

PS WOODE IC-XXB	02-101101-2024-06-06749	7/15/2024	-	999,595.15	999,595.15	-	999,595.15	999,595.15	-	999,595.15	999,595.15	-	999,595.15	999,595.15	-	999,595.15	999,595.15	-	999,595.15	999,595.15	
SAV BOND (MAGNIFY)				992,854.19	992,854.19		992,854.19	992,854.19		992,854.19	992,854.19		992,854.19	992,854.19		992,854.19	992,854.19		992,854.19	992,854.19	
PS WOODE IC-XXB	02-101101-2024-06-06749	7/15/2024	-	992,854.19	992,854.19	-	992,854.19	992,854.19	-	992,854.19	992,854.19	-	992,854.19	992,854.19	-	992,854.19	992,854.19	-	992,854.19	992,854.19	
SAV BOND (MAGNIFY)				994,470.74	994,470.74		994,470.74	994,470.74		994,470.74	994,470.74		994,470.74	994,470.74		994,470.74	994,470.74		994,470.74	994,470.74	
PS WOODE IC-XXB	02-101101-2024-06-06749	7/15/2024	-	994,470.74	994,470.74	-	994,470.74	994,470.74	-	994,470.74	994,470.74	-	994,470.74	994,470.74	-	994,470.74	994,470.74	-	994,470.74	994,470.74	
SAV BOND (MAGNIFY)				1,039,827.87	1,039,827.87		1,039,827.87	1,039,827.87		1,039,827.87	1,039,827.87		1,039,827.87	1,039,827.87		1,039,827.87	1,039,827.87		1,039,827.87	1,039,827.87	
PS WOODE IC-XXB	02-101101-2024-06-06749	7/15/2024	-	1,039,827.87	1,039,827.87	-	1,039,827.87	1,039,827.87	-	1,039,827.87	1,039,827.87	-	1,039,827.87	1,039,827.87	-	1,039,827.87	1,039,827.87	-	1,039,827.87	1,039,827.87	
SAV BOND (MAGNIFY)				999,391.05	999,391.05		999,391.05	999,391.05		999,391.05	999,391.05		999,391.05	999,391.05		999,391.05	999,391.05		999,391.05	999,391.05	
PS WOODE IC-XXB	02-101101-2024-06-06749	7/15/2024	-	999,391.05	999,391.05	-	999,391.05	999,391.05	-	999,391.05	999,391.05	-	999,391.05	999,391.05	-	999,391.05	999,391.05	-	999,391.05	999,391.05	
SAV BOND (MAGNIFY)				10,488,000.00	10,488,000.00		10,488,000.00	10,488,000.00		10,488,000.00	10,488,000.00		10,488,000.00	10,488,000.00		10,488,000.00	10,488,000.00		10,488,000.00	10,488,000.00	
PS WOODE SOCIAL PENSION	02-101101-2024-06-07488	8/1/2024	-	10,488,000.00	10,488,000.00	-	10,488,000.00	10,488,000.00	-	10,488,000.00	10,488,000.00	-	10,488,000.00	10,488,000.00	-	10,488,000.00	10,488,000.00	-	10,488,000.00	10,488,000.00	
SAV BOND (MAGNIFY)				10,026,000.00	10,026,000.00		10,026,000.00	10,026,000.00		10,026,000.00	10,026,000.00		10,026,000.00	10,026,000.00		10,026,000.00	10,026,000.00		10,026,000.00	10,026,000.00	
PS WOODE SOCIAL PENSION	02-101101-2024-08-10177	8/14/2024	-	10,026,000.00	10,026,000.00	-	10,026,000.00	10,026,000.00	-	10,026,000.00	10,026,000.00	-	10,026,000.00	10,026,000.00	-	10,026,000.00	10,026,000.00	-	10,026,000.00	10,026,000.00	
SAV BOND (MAGNIFY)				1,989,530.00	1,989,530.00		1,989,530.00	1,989,530.00		1,989,530.00	1,989,530.00		1,989,530.00	1,989,530.00		1,989,530.00	1,989,530.00		1,989,530.00	1,989,530.00	
PS WOODE IC-XXB		9/24/2024	-	1,989,530.00	1,989,530.00	-	1,989,530.00	1,989,530.00	-	1,989,530.00	1,989,530.00	-	1,989,530.00	1,989,530.00	-	1,989,530.00	1,989,530.00	-	1,989,530.00	1,989,530.00	
GRAND TOTAL				1,201,903,213.55	567,151,786.45	1,469,267,029.19	3,238,322,029.19	1,201,903,213.55	567,151,786.45	1,469,267,029.19	3,238,322,029.19	1,256,426.00	847,384,300.00	899,846,487.55	1,708,489,213.55	1,529,832,815.64					
PS WOODE IC-XXB				1,201,903,213.55	567,151,786.45	1,469,267,029.19	3,238,322,029.19	1,201,903,213.55	567,151,786.45	1,469,267,029.19	3,238,322,029.19	1,256,426.00	847,384,300.00	899,846,487.55	1,708,489,213.55	1,529,832,815.64					

Prepared by:

Carolina R. Resanuel
 MR. CAROLINA R. RESANUEL
 Administrative Assistant II

Reviewed by:

Paolo G. Capul
 PAOLO G. CAPUL, CPA
 Accountant III

Noted by:

Patricia R. Megalbio
 PATRICIA R. MEGALBIO, MPA
 Chief Administrative Officer, FMD Chief

Approved by:

Shalaine Marie Lucero
 SHALAINÉ MARIE LUCERO, CESO III
 Regional Director

STATEMENT OF OBLIGATIONS, DISBURSEMENTS AND BALANCES for INTER-AGENCY FUND TRANSFERS
As of the Quarter Ending September 30, 2024

2024 1002 - 0554

X	Current Year Appropriations
	Supplemental Appropriations
	Continuing Appropriations

Department: Department of Social Welfare and Development
Agency : Office of the Secretary
Operating Unit : All
Organization Code (UACS): 20001000008
Funding Source Code: 01 Regular Agency Fund

Implementing Agencies and Projects	Obligation Request and Status		Obligations					Disbursements (Funds Transferred To)					Liquidations					Unpaid Obligations	Unliquidated Fund Transfers
	Number	Date	1st Quarter ending March 31	2nd Quarter ending June 30	3rd Quarter ending Sept. 30	4th Quarter ending Dec. 31	Total	1st Quarter ending March 31	2nd Quarter ending June 30	3rd Quarter ending Sept. 30	4th Quarter ending Dec. 31	Total	1st Quarter ending March 31	2nd Quarter ending June 30	3rd Quarter ending Sept. 30	4th Quarter ending Dec. 31	Total		
1	2	3	4	5	6	7	8	9	10	11	12	13	14	15	16	17	18	19	
FO VIII-FUND TRANSFER			1,069,868,000.00	764,992,094.15	1,478,477,900.00	-	3,313,337,994.15	188,445,000.00	1,550,989,894.15	621,968,100.00	-	2,361,402,994.15	-	-	1,686,012,000.00	-	1,686,012,000.00	951,935,000.00	675,390,994.15
FO VIII- LGUs			1,069,868,000.00	764,992,094.15	1,478,477,900.00	-	3,313,337,994.15	188,445,000.00	1,550,989,894.15	621,968,100.00	-	2,361,402,994.15	-	-	1,686,012,000.00	-	1,686,012,000.00	951,935,000.00	675,390,994.15
PS MOOE FE CO			1,069,868,000.00	764,992,094.15	1,478,477,900.00	-	3,313,337,994.15	188,445,000.00	1,550,989,894.15	621,968,100.00	-	2,361,402,994.15	-	-	1,686,012,000.00	-	1,686,012,000.00	951,935,000.00	675,390,994.15
Municipal Treasurer - Palo			13,332,000.00	3,000,000.00	13,332,000.00	-	29,664,000.00	13,332,000.00	3,000,000.00	-	-	16,332,000.00	-	-	16,332,000.00	-	16,332,000.00	13,332,000.00	-
PS MOOE			13,332,000.00	3,000,000.00	13,332,000.00	-	29,664,000.00	13,332,000.00	3,000,000.00	-	-	16,332,000.00	-	-	16,332,000.00	-	16,332,000.00	13,332,000.00	-
AICS SOCPEN SOCPEN FE CO	2024-04-01907 2024-03-01304 2024-09-09202	2-Apr-24 24-Sep-24	13,332,000.00 13,332,000.00	3,000,000.00 3,000,000.00	13,332,000.00 13,332,000.00	-	3,000,000.00 13,332,000.00 13,332,000.00	13,332,000.00 13,332,000.00	3,000,000.00 3,000,000.00	-	-	16,332,000.00 3,000,000.00 13,332,000.00	-	-	16,332,000.00 3,000,000.00 13,332,000.00	-	16,332,000.00 3,000,000.00 13,332,000.00	13,332,000.00	-
Municipal Treasurer - Tanauan			20,112,000.00	-	23,112,000.00	-	43,224,000.00	20,112,000.00	-	13,056,000.00	-	33,168,000.00	-	-	23,112,000.00	-	23,112,000.00	10,056,000.00	10,056,000.00
PS MOOE			20,112,000.00	-	23,112,000.00	-	43,224,000.00	20,112,000.00	-	13,056,000.00	-	33,168,000.00	-	-	23,112,000.00	-	23,112,000.00	10,056,000.00	10,056,000.00
AICS SOCPEN SOCPEN CO	07-08332 2024-03-01241 2024-09-09034	13-Mar-24 16-Sep-24	20,112,000.00	-	20,112,000.00	-	3,000,000.00 20,112,000.00	20,112,000.00	-	10,056,000.00	-	10,056,000.00	-	-	20,112,000.00	-	20,112,000.00	10,056,000.00	10,056,000.00
Tolosa			9,738,000.00	-	15,398,000.00	-	25,136,000.00	-	9,738,000.00	10,364,000.00	-	20,102,000.00	-	-	9,738,000.00	-	9,738,000.00	5,034,000.00	10,364,000.00
PS MOOE			9,738,000.00	-	15,398,000.00	-	25,136,000.00	-	9,738,000.00	10,364,000.00	-	20,102,000.00	-	-	9,738,000.00	-	9,738,000.00	5,034,000.00	10,364,000.00
AICS SOCPEN SOCPEN SOCPEN FE CO	2024-08-07353 2024-03-01242 2024-09-08548 2024-09-08549	13-Mar-24 16-Sep-24 16-Sep-24	9,738,000.00	-	90,000.00 10,488,000.00	-	5,000,000.00 9,738,000.00 90,000.00 10,488,000.00	9,738,000.00	10,364,000.00	-	5,454,000.00	20,102,000.00	-	-	9,738,000.00	-	9,738,000.00	5,034,000.00	10,364,000.00
Municipal Treasurer - Quinapondan, E. Samar			8,154,000.00	-	8,154,000.00	-	16,308,000.00	-	8,154,000.00	4,077,000.00	-	12,231,000.00	-	-	8,154,000.00	-	8,154,000.00	4,077,000.00	4,077,000.00
PS MOOE			8,154,000.00	-	8,154,000.00	-	16,308,000.00	-	8,154,000.00	4,077,000.00	-	12,231,000.00	-	-	8,154,000.00	-	8,154,000.00	4,077,000.00	4,077,000.00
AICS SOCPEN SOCPEN SOCPEN FE CO	2024-03-00958 2024-09-08637 2024-09-08938	8-Mar-24 16-Sep-24 16-Sep-24	8,154,000.00	-	96,000.00 8,250,000.00	-	8,154,000.00 96,000.00 8,250,000.00	8,154,000.00	4,077,000.00	-	4,173,000.00	12,231,000.00	-	-	8,154,000.00	-	8,154,000.00	4,077,000.00	4,077,000.00
Sta Rita			-	14,328,000.00	14,328,000.00	-	28,656,000.00	-	14,328,000.00	7,164,000.00	-	21,492,000.00	-	-	14,328,000.00	-	14,328,000.00	7,164,000.00	7,164,000.00
PS MOOE			-	14,328,000.00	14,328,000.00	-	28,656,000.00	-	14,328,000.00	7,164,000.00	-	21,492,000.00	-	-	14,328,000.00	-	14,328,000.00	7,164,000.00	7,164,000.00
AICS SOCPEN SOCPEN SOCPEN FE CO	2024-05-03147 2024-09-08963 2024-09-08964	8-May-24 16-Sep-24 16-Sep-24	-	14,328,000.00	216,000.00 14,544,000.00	-	14,328,000.00 216,000.00 14,544,000.00	14,328,000.00	7,164,000.00	-	7,380,000.00	21,492,000.00	-	-	14,328,000.00	-	14,328,000.00	7,164,000.00	7,164,000.00
Municipal Treasurer - Calbiran, Biliran			12,822,000.00	600,000.00	13,134,000.00	-	26,456,000.00	12,822,000.00	500,000.00	126,000.00	-	13,198,000.00	-	-	12,822,000.00	-	12,822,000.00	13,260,000.00	374,000.00
PS MOOE			12,822,000.00	500,000.00	13,134,000.00	-	26,456,000.00	12,822,000.00	500,000.00	126,000.00	-	13,198,000.00	-	-	12,822,000.00	-	12,822,000.00	13,260,000.00	374,000.00
SFP AICS SOCPEN SOCPEN SOCPEN FE CO	2024-05-03027 2024-03-00932 2024-09-08954 2024-09-08955	2-May-24 4-Mar-24 16-Sep-24 16-Sep-24	12,822,000.00	500,000.00	126,000.00 13,260,000.00	-	500,000.00 12,822,000.00 126,000.00 13,260,000.00	12,822,000.00	500,000.00	126,000.00	-	500,000.00 12,822,000.00 126,000.00	-	-	12,822,000.00	-	12,822,000.00	13,260,000.00	374,000.00
GaNDARA			-	16,902,000.00	16,902,000.00	-	33,804,000.00	-	16,902,000.00	8,451,000.00	-	25,353,000.00	-	-	16,902,000.00	-	16,902,000.00	8,451,000.00	8,451,000.00
PS MOOE			-	16,902,000.00	16,902,000.00	-	33,804,000.00	-	16,902,000.00	8,451,000.00	-	25,353,000.00	-	-	16,902,000.00	-	16,902,000.00	8,451,000.00	8,451,000.00
AICS SOCPEN SOCPEN SOCPEN FE CO	2024-04-01986 2024-09-08982 2024-09-08983	4-Apr-24 16-Sep-24 16-Sep-24	-	16,902,000.00	528,000.00 17,430,000.00	-	16,902,000.00 528,000.00 17,430,000.00	16,902,000.00	8,451,000.00	-	8,979,000.00	25,353,000.00	-	-	16,902,000.00	-	16,902,000.00	8,451,000.00	8,451,000.00
Basey			-	20,458,000.00	19,458,000.00	-	39,916,000.00	-	20,458,000.00	240,000.00	-	20,218,000.00	-	-	20,218,000.00	-	20,218,000.00	19,988,000.00	-

PS MOOE	07-101101-2024-04-15-Apr-24	-	20,458,000.00	19,456,000.00	-	39,916,000.00	-	20,458,000.00	240,000.00	-	20,218,000.00	-	20,218,000.00	19,696,000.00	-	
AICS	2024-05-03152	8-May-24	1,000,000.00	-	-	1,000,000.00	-	1,000,000.00	-	-	1,000,000.00	-	1,000,000.00	-	-	
SOCPEN	2024-09-09289	25-Sep-24	19,458,000.00	-	-	19,458,000.00	-	19,458,000.00	-	-	19,458,000.00	-	19,458,000.00	-	-	
SOCPEN	2024-09-09287	25-Sep-24	-	240,000.00	-	240,000.00	-	-	240,000.00	-	240,000.00	-	240,000.00	-	-	
FE CO																
Hinunangan, Sothorn Leyte			11,592,000.00	-	-	23,184,000.00	-	11,692,000.00	5,796,000.00	-	17,388,000.00	-	11,692,000.00	5,796,000.00	5,796,000.00	
PS MOOE	2024-03-00752	1-Mar-24	11,592,000.00	-	-	23,184,000.00	-	11,592,000.00	5,796,000.00	-	17,388,000.00	-	11,592,000.00	5,796,000.00	5,796,000.00	
SOCPEN	2024-09-08671	11-Sep-24	11,592,000.00	-	-	11,592,000.00	-	11,592,000.00	5,796,000.00	-	11,592,000.00	-	11,592,000.00	5,796,000.00	5,796,000.00	
AICS																
FE CO																
San Jose De Buan			2,754,000.00	-	-	5,508,000.00	-	2,754,000.00	78,000.00	-	2,676,000.00	-	2,676,000.00	2,832,000.00	-	
PS MOOE	2024-03-01218	12-Mar-24	2,754,000.00	-	-	5,508,000.00	-	2,754,000.00	78,000.00	-	2,676,000.00	-	2,676,000.00	2,832,000.00	-	
AICS	2024-09-08904	16-Sep-24	2,754,000.00	-	-	2,754,000.00	-	2,754,000.00	78,000.00	-	2,754,000.00	-	2,754,000.00	2,754,000.00	-	
SOCPEN	2024-09-08905	16-Sep-24	-	2,832,000.00	-	2,832,000.00	-	-	-	-	-	-	-	78,000.00	-	
SOCPEN																
FE CO																
Municipality Treasurer - Culaba Biliran			7,404,000.00	500,000.00	-	7,404,000.00	-	15,308,000.00	7,404,000.00	500,000.00	3,702,000.00	-	11,606,000.00	7,404,000.00	3,702,000.00	4,202,000.00
PS MOOE	02-101101-2024-05-03-00985	2-May-24	7,404,000.00	500,000.00	-	15,308,000.00	7,404,000.00	500,000.00	3,702,000.00	-	11,606,000.00	-	7,404,000.00	3,702,000.00	4,202,000.00	
AICS	2024-09-08910	16-Sep-24	7,404,000.00	-	-	7,404,000.00	-	7,404,000.00	-	-	7,404,000.00	-	7,404,000.00	-	-	
SOCPEN	2024-09-08920	16-Sep-24	-	234,000.00	-	234,000.00	-	-	234,000.00	-	-	-	-	234,000.00	-	
SOCPEN																
FE CO																
Bobon Northern Samar			9,114,000.00	2,700,000.00	-	11,814,000.00	-	9,114,000.00	2,700,000.00	-	11,814,000.00	-	9,114,000.00	-	2,700,000.00	
PS MOOE	2024-03-01223	12-Mar-24	9,114,000.00	2,700,000.00	-	11,814,000.00	-	9,114,000.00	2,700,000.00	-	11,814,000.00	-	9,114,000.00	-	2,700,000.00	
AICS	2024-06-05616	25-Jun-24	-	2,700,000.00	-	2,700,000.00	-	-	2,700,000.00	-	-	-	-	2,700,000.00	-	
SOCPEN																
SFP																
FE CO																
San Roque, Northern Samar			11,828,000.00	500,000.00	-	23,756,000.00	-	12,128,000.00	-	-	12,128,000.00	-	11,828,000.00	11,828,000.00	500,000.00	
PS MOOE	02-101101-2024-04-03-00810	12-Apr-24	11,828,000.00	500,000.00	-	23,756,000.00	-	12,128,000.00	-	-	12,128,000.00	-	11,828,000.00	11,828,000.00	500,000.00	
AICS	2024-03-00810	4-Mar-24	11,828,000.00	-	-	11,828,000.00	-	11,828,000.00	-	-	11,828,000.00	-	11,828,000.00	-	-	
SOCPEN	2024-09-09201	24-Sep-24	-	11,828,000.00	-	11,828,000.00	-	-	-	-	-	-	-	11,828,000.00	-	
SOCPEN																
FE CO																
Silvino Lubos, Northern Samar			5,796,000.00	500,000.00	-	18,092,000.00	-	6,296,000.00	6,000,000.00	-	12,296,000.00	-	6,296,000.00	5,796,000.00	6,000,000.00	
PS MOOE	02-101101-2024-04-02-101101-2024-09-09376	18-Apr-24	5,796,000.00	500,000.00	-	18,092,000.00	-	6,296,000.00	6,000,000.00	-	12,296,000.00	-	6,296,000.00	5,796,000.00	6,000,000.00	
AICS	2024-03-00735	1-Mar-24	5,796,000.00	-	-	5,796,000.00	-	5,796,000.00	-	-	5,796,000.00	-	5,796,000.00	-	-	
AJAP	2024-09-09203		-	5,796,000.00	-	5,796,000.00	-	-	-	-	-	-	-	5,796,000.00	-	
SOCPEN																
SOCPEN																
FE CO																
Municipal Treasurer - Hinabangan Samar			6,144,000.00	900,000.00	-	13,188,000.00	6,144,000.00	900,000.00	12,000.00	-	7,032,000.00	-	6,144,000.00	6,156,000.00	888,000.00	
PS MOOE	2024-03-00733	25-Sep-24	6,144,000.00	900,000.00	-	13,188,000.00	6,144,000.00	900,000.00	12,000.00	-	7,032,000.00	-	6,144,000.00	6,156,000.00	888,000.00	
AICS	2024-09-09280	25-Sep-24	-	12,000.00	-	12,000.00	-	-	12,000.00	-	-	-	-	12,000.00	-	
SOCPEN	2024-09-09281	25-Sep-24	-	6,156,000.00	-	6,156,000.00	-	-	-	-	-	-	-	6,156,000.00	-	
SOCPEN	2024-05-03111	7-May-24	900,000.00	-	-	900,000.00	-	900,000.00	-	-	900,000.00	-	900,000.00	-	-	
SFP																
FE CO																
Marabut Samar			8,772,000.00	-	-	22,544,000.00	8,772,000.00	-	9,388,000.00	-	18,158,000.00	-	8,772,000.00	4,388,000.00	9,388,000.00	
PS MOOE	2024-08-07413	16-Sep-24	8,772,000.00	-	-	22,544,000.00	8,772,000.00	-	9,388,000.00	-	18,158,000.00	-	8,772,000.00	4,388,000.00	9,388,000.00	
AICS	2024-03-00731	7-May-24	8,772,000.00	-	-	8,772,000.00	-	8,772,000.00	-	-	8,772,000.00	-	8,772,000.00	-	-	
SOCPEN	2024-09-08974	16-Sep-24	-	54,000.00	-	54,000.00	-	-	54,000.00	-	-	-	-	54,000.00	-	
SOCPEN	2024-09-08975	16-Sep-24	-	8,826,000.00	-	8,826,000.00	-	-	4,440,000.00	-	-	-	-	4,440,000.00	-	
SOCPEN																
FE CO																
Motlong Samar			-	8,136,000.00	-	8,136,000.00	-	8,136,000.00	-	-	8,136,000.00	-	8,136,000.00	-	-	
PS MOOE	2024-04-02360	16-Apr-24	-	8,136,000.00	-	8,136,000.00	-	8,136,000.00	-	-	8,136,000.00	-	8,136,000.00	-	-	
AICS																
SOCPEN																
SOCPEN																
FE CO																
Municipality Treasurer - Pinabacdao Samar			8,742,000.00	-	-	17,484,000.00	8,742,000.00	-	4,371,000.00	-	13,113,000.00	-	8,742,000.00	4,371,000.00	4,371,000.00	
PS																

AICS SOCPEN SOCPEN	MOOE	2024-03-00832 2024-09-08851 2024-09-08852	4-Mar-24 16-Sep-24 16-Sep-24	8,742,000.00 8,742,000.00 -	-	8,742,000.00 8,742,000.00 -	-	17,484,000.00 8,742,000.00 8,742,000.00	8,742,000.00 -	4,371,000.00 -	13,113,000.00 8,742,000.00 4,371,000.00	8,742,000.00 8,742,000.00 -	8,742,000.00 8,742,000.00 -	4,371,000.00 -	8,742,000.00 4,371,000.00 -	4,371,000.00 -	4,371,000.00 -			
	PS MOOE																			
	FE CO																			
Municipality Treasurer - Villares, Samar				14,154,000.00	1,224,000.00	14,394,000.00	-	29,772,000.00	14,154,000.00	1,224,000.00	-	42,000.00	-	15,336,000.00	-	14,154,000.00	14,436,000.00	1,182,000.00		
AICS SOCPEN SOCPEN SOCPEN SFP	PS MOOE	2024-03-00737 2024-09-08966 2024-09-08967 2024-05-03112	16-Sep-24 16-Sep-24 16-Sep-24 7-May-24	14,154,000.00 14,154,000.00 -		14,394,000.00 14,436,000.00 -		29,772,000.00 14,154,000.00 14,436,000.00 1,224,000.00	14,154,000.00 14,154,000.00 -	1,224,000.00 -		42,000.00 42,000.00 -		15,336,000.00 14,154,000.00 14,154,000.00 1,224,000.00		14,154,000.00 14,154,000.00 -	14,436,000.00 -	1,182,000.00 -		
	PS MOOE																			
	FE CO																			
Municipal treasurer -San Sebastian,Samar				-	4,512,000.00	4,512,000.00	-	9,024,000.00	-	4,512,000.00	2,256,000.00	-	6,768,000.00	-	4,512,000.00	-	4,512,000.00	2,256,000.00	2,256,000.00	
AICS SOCPEN SOCPEN SOCPEN	PS MOOE	2024-04-01096 2024-09-08856 2024-09-08857	4-Apr-24 16-Sep-24 16-Sep-24	- 4,512,000.00 -		4,512,000.00 18,000.00 4,530,000.00		9,024,000.00 4,512,000.00 4,530,000.00	-	4,512,000.00 -	2,256,000.00 -	-	6,768,000.00 4,512,000.00 2,274,000.00	-	4,512,000.00 4,512,000.00 -	-	4,512,000.00 -	2,256,000.00 -	2,256,000.00 -	
	PS MOOE																			
	FE CO																			
Municipal treasurer -Zumaraga,Samar				8,094,000.00	-	3,000,000.00	-	11,094,000.00	8,094,000.00	-	3,000,000.00	-	11,094,000.00	-	8,094,000.00	-	8,094,000.00	-	3,000,000.00	
AICS AKAP SOCPEN SFP	PS MOOE	02-101101-2024-09-08991 03-00758		8,094,000.00 -		3,000,000.00 -		11,094,000.00 3,000,000.00 8,094,000.00	8,094,000.00 -	-	3,000,000.00 -	-	11,094,000.00 3,000,000.00 8,094,000.00	-	8,094,000.00 -	-	8,094,000.00 -	-	3,000,000.00 -	
	PS MOOE																			
	CO																			
Municipal treasurer -Daram,Samar				-	15,654,000.00	21,854,000.00	-	37,308,000.00	-	15,654,000.00	806,000.00	-	15,048,000.00	-	15,048,000.00	-	15,048,000.00	22,260,000.00	-	
AICS AKAP SOCPEN SOCPEN	PS MOOE	02-101101-2024-09-09020 2024-04-02609 2024-09-09268 2024-09-09269	24-Apr-24 25-Sep-24 25-Sep-24 25-Sep-24	- 15,654,000.00 -		9,000,000.00 606,000.00 16,260,000.00		37,308,000.00 15,654,000.00 606,000.00 16,260,000.00	-	15,654,000.00 -	806,000.00 -	-	15,048,000.00 15,654,000.00 -606,000.00	-	15,048,000.00 15,654,000.00 -	-	15,048,000.00 15,654,000.00 -	22,260,000.00 -	-	
	PS MOOE																			
	FE CO																			
Municipal treasurer -Jabong,Samar				-	9,456,000.00	8,016,000.00	-	17,472,000.00	-	9,456,000.00	4,008,000.00	-	13,464,000.00	-	8,016,000.00	-	8,016,000.00	4,008,000.00	5,448,000.00	
AICS AKAP SOCPEN SFP	PS MOOE	2024-06-04409 2024-05-03235 2024-09-09035	6-Jun-24 8-May-24 16-Sep-24	- 9,456,000.00 8,016,000.00		8,016,000.00 1,440,000.00 8,016,000.00		17,472,000.00 1,440,000.00 8,016,000.00 8,016,000.00	-	9,456,000.00 -	4,008,000.00 -	-	13,464,000.00 1,440,000.00 8,016,000.00 4,008,000.00	-	8,016,000.00 -	-	8,016,000.00 -	4,008,000.00 -	5,448,000.00 -	
	PS MOOE																			
	FE CO																			
Municipal treasurer -Catbiga,Samar				-	14,875,800.00	15,190,000.00	-	30,065,800.00	-	13,812,000.00	1,859,800.00	-	15,671,800.00	-	14,812,000.00	-	14,812,000.00	14,394,000.00	859,800.00	
AICS AKAP SOCPEN SOCPEN SFP	PS MOOE	2024-04-02359 2024-09-09300 2024-09-09301 07-06331 2024-05-05615	16-Apr-24 25-Sep-24 25-Sep-24 25-Sep-24 25-Jun-24	- 14,875,800.00 -		15,190,000.00 204,000.00 14,394,000.00 1,000,000.00 1,063,800.00		30,065,800.00 13,812,000.00 204,000.00 14,394,000.00 1,000,000.00 1,063,800.00	-	13,812,000.00 -	1,859,800.00 204,000.00 -	-	15,671,800.00 13,812,000.00 204,000.00 1,000,000.00 1,063,800.00	-	14,812,000.00 13,812,000.00 -	-	14,812,000.00 13,812,000.00 -	14,394,000.00 -	859,800.00 -	
	PS MOOE																			
	FE CO																			
Municipal treasurer -Catarmán,Northern Samar				-	32,155,000.00	-	-	32,155,000.00	-	31,155,000.00	1,000,000.00	-	32,155,000.00	-	26,394,000.00	-	26,394,000.00	-	5,761,000.00	
AICS SOCPEN SOCPEN SFP	PS MOOE	02-101101-2024-06- 2024-04-02610	21-Jun-24 24-Apr-24	- 32,155,000.00 1,000,000.00 26,394,000.00		- 1,000,000.00 26,394,000.00		32,155,000.00 1,000,000.00 26,394,000.00	-	31,155,000.00 -	1,000,000.00 -	-	32,155,000.00 1,000,000.00 26,394,000.00	-	26,394,000.00 -	-	26,394,000.00 -	-	5,761,000.00 -	
	PS MOOE																			
	FE CO																			
Municipal treasurer -Catubig,Northern Samar				-	8,952,000.00	-	-	8,952,000.00	-	8,952,000.00	-	-	-	8,952,000.00	-	8,952,000.00	-	8,952,000.00	-	-
AICS SOCPEN	PS MOOE	2024-04-02813	24-Apr-24	- 8,952,000.00		- -		8,952,000.00 -	-	8,952,000.00 -	-	-	8,952,000.00 -	-	8,952,000.00 -	-	8,952,000.00 -	-	-	
	PS MOOE																			
	FE CO																			
Municipal treasurer -San Jose,Northern Samar				-	7,332,000.00	-	-	7,332,000.00	-	7,332,000.00	-	-	-	7,332,000.00	-	7,332,000.00	-	7,332,000.00	-	7,332,000.00
AICS SOCPEN	PS MOOE	2024-05-03565	15-May-24	- 7,332,000.00		- -		7,332,000.00 -	-	7,332,000.00 -	-	-	7,332,000.00 -	-	7,332,000.00 -	-	7,332,000.00 -	-	7,332,000.00 -	
	PS MOOE																			
	FE CO																			
Municipal treasurer -Paranas, Samar				12,564,000.00	-	12,564,000.00	-	25,128,000.00	12,564,000.00	-	90,000.00	-	12,474,000.00	-	12,474,000.00	-	12,474,000.00	12,654,000.00	-	
AICS SOCPEN	PS MOOE	2024-03-00957		12,564,000.00 12,564,000.00		12,564,000.00 -		25,128,000.00 12,564,000.00	12,564,000.00 -	-	90,000.00 -	-	12,474,000.00 12,564,000.00	-	12,474,000.00 12,564,000.00	-	12,474,000.00 12,564,000.00	12,654,000.00 -	-	

AICS SOCPEN SOCPEN SOCPEN	FE CO	2024-03-00757	1-Mar-24	22,854,000.00	-	-	22,854,000.00	-	22,854,000.00	-	22,854,000.00	-	22,854,000.00	-	22,854,000.00	-	-	-	
Municipal Treasurer-Limasawa S Leyte	PS MOOE			4,398,000.00	8,894.15	4,398,000.00	-	8,894,694.15	4,398,000.00	8,894.15	4,398,000.00	-	6,805,694.15	-	4,398,000.00	-	4,398,000.00	2,199,000.00	2,207,894.15
AICS SOCPEN SOCPEN SFP	CO	2024-03-00960 2024-08-07822 2024-04-02647	6-Mar-24 27-Aug-24 24-Apr-24	4,398,000.00	8,894.15	4,398,000.00	-	4,398,000.00	4,398,000.00	8,894.15	2,199,000.00	-	4,398,000.00	2,199,000.00	4,398,000.00	-	4,398,000.00	-	-
Municipal Treasurer-Banugo Leyte	PS MOOE			18,810,000.00	-	18,810,000.00	-	37,620,000.00	-	18,810,000.00	9,405,000.00	-	28,215,000.00	-	18,810,000.00	-	18,810,000.00	9,405,000.00	9,405,000.00
AICS SOCPEN SOCPEN SOCPEN	FE CO	2024-03-00837 2024-09-08839 2024-09-08640	4-Mar-24 16-Sep-24 16-Sep-24	18,810,000.00	-	18,810,000.00	-	18,810,000.00	-	18,810,000.00	246,000.00	-	18,810,000.00	246,000.00	18,810,000.00	-	18,810,000.00	-	-
Municipal Treasurer-Merida Leyte	PS MOOE			-	14,442,000.00	14,442,000.00	-	28,884,000.00	-	14,442,000.00	7,221,000.00	-	21,663,000.00	-	14,442,000.00	-	14,442,000.00	7,221,000.00	7,221,000.00
AICS SOCPEN SOCPEN	FE CO	2024-04-02581 2024-09-08327	23-Apr-24 4-Sep-24	-	14,442,000.00	14,442,000.00	-	28,884,000.00	-	14,442,000.00	7,221,000.00	-	21,663,000.00	-	14,442,000.00	-	14,442,000.00	-	-
Municipal Treasurer-La Paz Leyte	PS MOOE			9,570,000.00	-	10,524,000.00	-	20,094,000.00	-	9,570,000.00	5,793,000.00	-	15,363,000.00	-	9,570,000.00	-	9,570,000.00	4,731,000.00	5,793,000.00
SFP SOCPEN SOCPEN AICS	FE CO	2024-07-06618 2024-03-00959 2024-09-09047	16-Jul-24 6-Mar-24 16-Sep-24	9,570,000.00	-	10,524,000.00	-	20,094,000.00	-	9,570,000.00	5,793,000.00	-	15,363,000.00	-	9,570,000.00	-	9,570,000.00	-	-
Municipal Treasurer-McArthur Leyte	PS MOOE			11,772,000.00	-	12,420,000.00	-	24,192,000.00	-	11,772,000.00	6,372,000.00	-	18,144,000.00	-	11,772,000.00	-	11,772,000.00	6,048,000.00	6,372,000.00
AICS SOCPEN SOCPEN	FE CO	2024-03-01492 2024-09-08873	20-Mar-24 11-Sep-24	11,772,000.00	-	12,420,000.00	-	24,192,000.00	-	11,772,000.00	6,372,000.00	-	18,144,000.00	-	11,772,000.00	-	11,772,000.00	-	-
Municipal Treasurer-Palompon Leyte	PS MOOE			23,052,000.00	-	-	-	23,052,000.00	-	23,052,000.00	-	-	23,052,000.00	-	23,052,000.00	-	23,052,000.00	-	-
AICS SOCPEN SOCPEN	FE CO	2024-03-01225	12-Mar-24	23,052,000.00	-	-	-	23,052,000.00	-	23,052,000.00	-	-	23,052,000.00	-	23,052,000.00	-	23,052,000.00	-	-
Municipal Treasurer-Albuera Leyte	PS MOOE			22,181,000.00	-	22,548,000.00	-	44,729,000.00	-	22,181,000.00	-	-	22,181,000.00	-	22,181,000.00	-	22,181,000.00	22,548,000.00	-
AICS SOCPEN SOCPEN	FE CO	2024-03-01212 2024-09-09048	12-Mar-24 16-Sep-24	22,181,000.00	-	22,548,000.00	-	44,729,000.00	-	22,181,000.00	-	-	22,181,000.00	-	22,181,000.00	-	22,181,000.00	-	-
Municipal Treasurer- Macaron S Leyte	PS MOOE			7,836,000.00	-	7,836,000.00	-	15,672,000.00	-	7,836,000.00	3,918,000.00	-	11,754,000.00	-	7,836,000.00	-	7,836,000.00	3,918,000.00	3,918,000.00
AICS SAP SOCPEN SOCPEN	FE CO	2024-03-01220 2024-09-08172	12-Mar-24 3-Sep-24	7,836,000.00	-	7,836,000.00	-	15,672,000.00	-	7,836,000.00	3,918,000.00	-	11,754,000.00	-	7,836,000.00	-	7,836,000.00	-	-
Municipal Treasurer- Bato, Leyte	PS MOOE			-	22,338,000.00	22,338,000.00	-	44,676,000.00	-	33,507,000.00	-	-	33,507,000.00	-	22,338,000.00	-	22,338,000.00	11,169,000.00	11,277,000.00
AICS SOCPEN SOCPEN SOCPEN	FE CO	2024-04-02608 2024-09-68867 2024-09-68868	24-Apr-24 16-Sep-24 16-Sep-24	-	22,338,000.00	22,338,000.00	-	44,676,000.00	-	33,507,000.00	-	-	33,507,000.00	-	22,338,000.00	-	22,338,000.00	-	-
Municipal Treasurer- San Miguel Leyte	PS MOOE			9,108,000.00	-	9,108,000.00	-	18,216,000.00	-	9,108,000.00	4,368,000.00	-	13,476,000.00	-	9,108,000.00	-	9,108,000.00	4,740,000.00	4,368,000.00
SFP SOCPEN SOCPEN AICS	FE CO	2024-03-01493 2024-08-07824	20-Mar-24 27-Aug-24	9,108,000.00	-	9,108,000.00	-	18,216,000.00	-	9,108,000.00	4,368,000.00	-	13,476,000.00	-	9,108,000.00	-	9,108,000.00	-	-
Municipal Treasurer- Can-Avid E Samar	PS MOOE			-	9,882,000.00	-	-	9,882,000.00	-	9,882,000.00	-	-	9,882,000.00	-	-	-	-	-	9,882,000.00
AICS SOCPEN SOCPEN	FE CO	2024-04-02437	17-Apr-24	-	9,882,000.00	-	-	9,882,000.00	-	9,882,000.00	-	-	9,882,000.00	-	-	-	-	-	-
Municipal Treasurer- Hermani, E. Samar	PS			-	4,968,000.00	4,968,000.00	-	9,936,000.00	-	4,968,000.00	2,484,000.00	-	7,452,000.00	-	4,968,000.00	-	4,968,000.00	2,484,000.00	2,484,000.00

AICS	PS			4,218,000.00	-	4,218,000.00	-	8,436,000.00	-	4,218,000.00	2,109,000.00	-	6,327,000.00	-	4,218,000.00	-	4,218,000.00	2,109,000.00	2,109,000.00
SOCPEN	MOE	2024-03-01213	12-Mar-24	4,218,000.00															
SOCPEN	CO	2024-09-08709	12-Sep-24			4,218,000.00		4,218,000.00			2,109,000.00		2,109,000.00		4,218,000.00		4,218,000.00	-	
	FE																		
	CO																		
Municipal Treasurer- San Ricardo, Southern Leyte																			
	PS					6,306,000.00		6,306,000.00					6,306,000.00				6,306,000.00	6,306,000.00	
AICS	MOE							12,612,000.00		6,306,000.00			6,306,000.00				6,306,000.00	6,306,000.00	
SOCPEN		2024-04-02361	16-Apr-24	6,306,000.00				6,306,000.00		6,306,000.00			6,306,000.00				6,306,000.00		
SOCPEN	CO	2024-09-08710	12-Sep-24					6,306,000.00					6,306,000.00				6,306,000.00		
	FE																		
	CO																		
Municipal Treasurer- Sllago, Southern Leyte																			
	PS			7,404,000.00		7,404,000.00		14,808,000.00		7,404,000.00	3,702,000.00		11,106,000.00				7,404,000.00	3,702,000.00	3,702,000.00
AICS	MOE																7,404,000.00		
SOCPEN		2024-03-01219	12-Mar-24	7,404,000.00				14,808,000.00		7,404,000.00	3,702,000.00		11,106,000.00				7,404,000.00		3,702,000.00
SOCPEN	CO	2024-09-08197	3-Sep-24					7,404,000.00		7,404,000.00			7,404,000.00				7,404,000.00		
	FE																		
	CO																		
Municipal Treasurer- Sogod, Southern Leyte																			
	PS			12,402,000.00	1,500,000.00	12,402,000.00		26,304,000.00		13,902,000.00	6,201,000.00		20,103,000.00				13,902,000.00	6,201,000.00	6,201,000.00
AICS	MOE																13,902,000.00		
SOCPEN		2024-03-01245	13-Mar-24	12,402,000.00	1,500,000.00	12,402,000.00		26,304,000.00		13,902,000.00	6,201,000.00		20,103,000.00				13,902,000.00		6,201,000.00
SOCPEN	CO	2024-09-08713	12-Sep-24					12,402,000.00		12,402,000.00			12,402,000.00				12,402,000.00		
AICS	FE	2024-05-03570	15-May-24		1,500,000.00			1,500,000.00		1,500,000.00			1,500,000.00				1,500,000.00		6,201,000.00
	CO																		
Municipal Treasurer- St. Bernard, Southern Leyte																			
	PS			11,586,000.00		11,586,000.00		24,171,000.00		11,586,000.00	6,792,000.00		18,378,000.00				11,586,000.00	6,792,000.00	6,792,000.00
AICS	MOE																11,586,000.00		
SOCPEN		2024-03-01217	12-Mar-24	11,586,000.00				24,171,000.00		11,586,000.00	6,792,000.00		18,378,000.00				11,586,000.00		6,792,000.00
SOCPEN	CO	2024-09-08430	6-Sep-24					11,586,000.00		11,586,000.00			11,586,000.00				11,586,000.00		
SFP	FE	2024-07-06619	18-Jul-24					999,000.00		999,000.00			999,000.00				999,000.00		
	CO																		
Municipal Treasurer- Tomas Oppus, Southern Leyte																			
	PS			11,028,000.00		11,028,000.00		22,650,000.00		11,028,000.00	5,871,000.00		16,899,000.00				11,028,000.00	5,871,000.00	5,871,000.00
AICS	MOE																11,028,000.00		
SFP		2024-03-01450	19-Mar-24	11,028,000.00				22,650,000.00		11,028,000.00	5,871,000.00		16,899,000.00				11,028,000.00		5,871,000.00
AICS	CO	2024-09-08535	6-Sep-24					11,028,000.00		11,028,000.00			11,028,000.00				11,028,000.00		
SOCPEN	FE																		
	CO																		
Municipal Treasurer- Tunga, Leyte																			
	PS			4,345,000.00		4,392,000.00		8,737,000.00	4,345,000.00		2,202,000.00		6,547,000.00				4,345,000.00	2,190,000.00	2,202,000.00
AICS	MOE																4,345,000.00		
SOCPEN		2024-03-00833	4-Mar-24	4,345,000.00				8,737,000.00	4,345,000.00		2,202,000.00		6,547,000.00				4,345,000.00	2,190,000.00	2,202,000.00
SOCPEN	CO	2024-09-08972	16-Sep-24					4,345,000.00	4,345,000.00				4,345,000.00				4,345,000.00		
SOCPEN	FE	2024-09-08973	16-Sep-24					6,000.00					6,000.00				6,000.00		
	CO							4,398,000.00		4,398,000.00			2,208,000.00				2,208,000.00		
	FE																		
	CO																		
Municipal Treasurer- Victoria N Samar																			
	PS				7,206,000.00	7,446,000.00		14,652,000.00		7,206,000.00	3,783,000.00		10,989,000.00				7,206,000.00	3,863,000.00	3,783,000.00
AICS	MOE																7,206,000.00		
SOCPEN		2024-04-01909	2-Apr-24		7,206,000.00			14,652,000.00		7,206,000.00	3,783,000.00		10,989,000.00				7,206,000.00	3,863,000.00	3,783,000.00
SOCPEN	CO	2024-09-08916	16-Sep-24					7,206,000.00		7,206,000.00			7,206,000.00				7,206,000.00		
SOCPEN	FE	2024-09-08917	16-Sep-24					86,000.00		86,000.00			86,000.00				86,000.00		
	CO							7,512,000.00		7,512,000.00			3,849,000.00				3,849,000.00		
	FE																		
	CO																		
Municipal Treasurer- Abuyog, Leyte																			
	PS			33,258,000.00		33,258,000.00		66,516,000.00		33,258,000.00	16,629,000.00		49,887,000.00				33,258,000.00	16,629,000.00	16,629,000.00
AICS	MOE																33,258,000.00		
SOCPEN		2024-03-00754	1-Mar-24	33,258,000.00				66,516,000.00		33,258,000.00	16,629,000.00		49,887,000.00				33,258,000.00	16,629,000.00	16,629,000.00
SOCPEN	CO	2024-09-08321	4-Sep-24					33,258,000.00		33,258,000.00			33,258,000.00				33,258,000.00		
	FE																		
	CO																		
Municipal Treasurer- Alangalang, Leyte																			
	PS			22,824,000.00	3,000,000.00	22,770,000.00		48,594,000.00		25,824,000.00	510,000.00		25,314,000.00				25,314,000.00	23,280,000.00	
AICS	MOE																25,314,000.00		
SOCPEN		02-101101-2024-04	2-Apr-24	22,824,000.00	3,000,000.00	22,770,000.00		48,594,000.00		25,824,000.00	510,000.00		25,314,000.00				25,314,000.00	23,280,000.00	
SOCPEN	CO	2024-03-01216	12-Mar-24					3,000,000.00		3,000,000.00			3,000,000.00				3,000,000.00		
SOCPEN	FE	2024-09-09256	25-Sep-24					22,824,000.00		22,824,000.00			22,824,000.00				22,824,000.00		
SOCPEN	CO	2024-09-09257	25-Sep-24					510,000.00		510,000.00			510,000.00				510,000.00		
	FE																		
	CO																		
Municipal Treasurer- Almeria Blihan																			
	PS			11,869,000.00	500,000.00	11,866,000.00		23,755,000.00		11,869,000.00	6,072,000.00		17,941,000.00				11,869,000.00	5,814,000.00	6,072,000.00
AICS	MOE																11,869,000.00		
SOCPEN		02-101101-2024-05	2-May-24	11,869,000.00	500,000.00	11,866,000.00		23,755,000.00		11,869,000.00	6,072,000.00		17,941,000.00				11,869,000.00	5,814,000.00	6,072,000.00
SOCPEN	CO	2024-03-01229	12-Mar-24					500,000.00		500,000.00			500,000.00				500,000.00		
SOCPEN	FE	2024-08-07841	28-Aug-24					11,369,000.00		11,369,000.00			11,369,000.00				11,369,000.00		
	CO							11,866,000.00		11,866,000.00			6,072,000.00						

Municipal Treasurer-Mahaplag, Leyte	PS		16,812,000.00	-	16,812,000.00	-	33,624,000.00	-	16,812,000.00	8,406,000.00	-	25,218,000.00	-	16,812,000.00	-	16,812,000.00	8,406,000.00	8,406,000.00
AICS	MOOE		16,812,000.00	-	16,812,000.00	-	33,624,000.00	-	16,812,000.00	8,406,000.00	-	25,218,000.00	-	16,812,000.00	-	16,812,000.00	8,406,000.00	8,406,000.00
SOCPEN		2024-03-01490	20-Mar-24	16,812,000.00	-	16,812,000.00	-	16,812,000.00	16,812,000.00	-	-	16,812,000.00	-	16,812,000.00	-	16,812,000.00	8,406,000.00	8,406,000.00
SOCPEN		2024-09-08326	4-Sep-24	-	-	-	-	-	16,812,000.00	8,406,000.00	-	8,406,000.00	-	16,812,000.00	-	16,812,000.00	-	-
	FE																	
	CO																	
Municipal Treasurer-Maripipi, Biliran	PS		5,405,000.00	300,000.00	5,418,000.00	-	11,123,000.00	-	5,705,000.00	2,709,000.00	-	8,414,000.00	-	5,405,000.00	-	5,405,000.00	2,709,000.00	3,006,000.00
SFP	MOOE		5,405,000.00	300,000.00	5,418,000.00	-	11,123,000.00	-	5,705,000.00	2,709,000.00	-	8,414,000.00	-	5,405,000.00	-	5,405,000.00	2,709,000.00	3,006,000.00
SOCPEN		2024-03-01211	12-Mar-24	5,405,000.00	-	5,405,000.00	-	5,405,000.00	5,405,000.00	-	-	5,405,000.00	-	5,405,000.00	-	5,405,000.00	-	-
SOCPEN		2024-09-08831	16-Sep-24	-	-	-	-	-	5,405,000.00	-	-	5,405,000.00	-	5,405,000.00	-	5,405,000.00	-	-
SOCPEN		2024-09-08832	16-Sep-24	-	12,000.00	-	12,000.00	-	12,000.00	-	-	12,000.00	-	12,000.00	-	12,000.00	-	-
AICS		2024-04-02490	18-Apr-24	-	300,000.00	-	5,430,000.00	-	5,430,000.00	2,721,000.00	-	2,721,000.00	-	5,405,000.00	-	5,405,000.00	-	-
	FE																	
	CO																	
Municipal Treasurer-Matag-ob, Leyte	PS		10,956,000.00	-	-	-	10,956,000.00	-	10,956,000.00	-	-	10,956,000.00	-	10,956,000.00	-	10,956,000.00	-	-
AICS	MOOE		10,956,000.00	-	-	-	10,956,000.00	-	10,956,000.00	-	-	10,956,000.00	-	10,956,000.00	-	10,956,000.00	-	-
SOCPEN		2024-03-01222	12-Mar-24	10,956,000.00	-	-	10,956,000.00	-	10,956,000.00	-	-	10,956,000.00	-	10,956,000.00	-	10,956,000.00	-	-
SOCPEN																		
	CO																	
Municipal Treasurer-Matalom, Leyte	PS		22,806,000.00	-	22,806,000.00	-	45,612,000.00	-	22,806,000.00	11,403,000.00	-	34,209,000.00	-	22,806,000.00	-	22,806,000.00	11,403,000.00	11,403,000.00
SOCPEN	MOOE		22,806,000.00	-	22,806,000.00	-	45,612,000.00	-	22,806,000.00	11,403,000.00	-	34,209,000.00	-	22,806,000.00	-	22,806,000.00	11,403,000.00	11,403,000.00
AICS		2024-03-00836	4-Mar-24	22,806,000.00	-	22,806,000.00	-	45,612,000.00	22,806,000.00	-	-	22,806,000.00	-	22,806,000.00	-	22,806,000.00	-	-
SOCPEN		2024-09-08323	4-Sep-24	-	-	-	-	-	22,806,000.00	11,403,000.00	-	11,403,000.00	-	22,806,000.00	-	22,806,000.00	-	-
	FE																	
	CO																	
Municipal Treasurer-Mercedes, Eastern Samar	PS		-	3,666,000.00	4,062,000.00	-	7,728,000.00	-	3,666,000.00	-	-	3,666,000.00	-	3,666,000.00	-	3,666,000.00	4,062,000.00	-
SFP	MOOE		-	3,666,000.00	4,062,000.00	-	7,728,000.00	-	3,666,000.00	-	-	3,666,000.00	-	3,666,000.00	-	3,666,000.00	4,062,000.00	-
SOCPEN		2024-04-01997	4-Apr-24	-	3,666,000.00	-	3,666,000.00	-	3,666,000.00	-	-	3,666,000.00	-	3,666,000.00	-	3,666,000.00	-	-
SOCPEN		2024-09-09200	24-Sep-24	-	-	-	-	-	3,666,000.00	-	-	3,666,000.00	-	3,666,000.00	-	3,666,000.00	-	-
AICS																		
AICS																		
	FE																	
	CO																	
Municipal Treasurer-Mayorga, Leyte	PS		-	6,936,000.00	720,000.00	-	7,656,000.00	-	6,936,000.00	-	-	6,936,000.00	-	6,936,000.00	-	6,936,000.00	720,000.00	-
SFP	MOOE		-	6,936,000.00	720,000.00	-	7,656,000.00	-	6,936,000.00	-	-	6,936,000.00	-	6,936,000.00	-	6,936,000.00	720,000.00	-
SOCPEN		2024-08-07239	1-Aug-24	-	6,936,000.00	-	6,936,000.00	-	6,936,000.00	-	-	6,936,000.00	-	6,936,000.00	-	6,936,000.00	-	-
SOCPEN		2024-04-01719	1-Apr-24	-	-	-	-	-	6,936,000.00	-	-	6,936,000.00	-	6,936,000.00	-	6,936,000.00	-	-
AICS																		
	FE																	
	CO																	
Municipal Treasurer-Naval, Biliran	PS		24,228,000.00	2,456,200.00	24,708,000.00	-	51,392,200.00	-	26,684,200.00	12,474,000.00	-	39,158,200.00	-	24,228,000.00	-	24,228,000.00	12,234,000.00	14,930,200.00
SFP	MOOE		24,228,000.00	2,456,200.00	24,708,000.00	-	51,392,200.00	-	26,684,200.00	12,474,000.00	-	39,158,200.00	-	24,228,000.00	-	24,228,000.00	12,234,000.00	14,930,200.00
AICS		02-101101-2024-05-	2-May-24	-	-	-	1,000,000.00	-	1,000,000.00	-	-	1,000,000.00	-	-	-	-	-	-
SOCPEN		2024-03-01244	13-Mar-24	24,228,000.00	-	24,228,000.00	-	24,228,000.00	24,228,000.00	-	-	24,228,000.00	-	24,228,000.00	-	24,228,000.00	-	-
SOCPEN		2024-09-08169	3-Sep-24	-	-	-	-	-	24,708,000.00	12,474,000.00	-	12,474,000.00	-	24,228,000.00	-	24,228,000.00	-	-
SFP		2024-05-03430	13-May-24	-	1,456,200.00	-	1,456,200.00	-	1,456,200.00	-	-	1,456,200.00	-	1,456,200.00	-	1,456,200.00	-	-
	FE																	
	CO																	
Municipal Treasurer-Palepag, Northern Samar	PS		13,278,000.00	1,000,000.00	-	-	14,278,000.00	-	14,278,000.00	-	-	14,278,000.00	-	13,278,000.00	-	13,278,000.00	-	1,000,000.00
AICS	MOOE		13,278,000.00	1,000,000.00	-	-	14,278,000.00	-	14,278,000.00	-	-	14,278,000.00	-	13,278,000.00	-	13,278,000.00	-	1,000,000.00
SOCPEN		02-101101-2024-05-	8-May-24	-	-	-	1,000,000.00	-	1,000,000.00	-	-	1,000,000.00	-	-	-	-	-	-
SOCPEN		2024-03-01529	21-Mar-24	13,278,000.00	-	13,278,000.00	-	13,278,000.00	13,278,000.00	-	-	13,278,000.00	-	13,278,000.00	-	13,278,000.00	-	-
	FE																	
	CO																	
Municipal Treasurer-Pastrana, Leyte	PS		-	6,216,000.00	6,318,000.00	-	12,534,000.00	-	6,216,000.00	3,159,000.00	-	9,375,000.00	-	6,216,000.00	-	6,216,000.00	3,159,000.00	3,159,000.00
AICS	MOOE		-	6,216,000.00	6,318,000.00	-	12,534,000.00	-	6,216,000.00	3,159,000.00	-	9,375,000.00	-	6,216,000.00	-	6,216,000.00	3,159,000.00	3,159,000.00
SOCPEN		2024-05-03151	9-May-24	-	6,216,000.00	-	6,216,000.00	-	6,216,000.00	-	-	6,216,000.00	-	6,216,000.00	-	6,216,000.00	-	-
SOCPEN		2024-09-09033	19-Sep-24	-	-	-	-	-	6,318,000.00	3,159,000.00	-	3,159,000.00	-	6,216,000.00	-	6,216,000.00	-	-
	FE																	
	CO																	
Municipal Treasurer-Pintuyan, Southern Leyte	PS		5,874,000.00	-	6,174,000.00	-	12,048,000.00	-	5,874,000.00	3,162,000.00	-	9,036,000.00	-	5,874,000.00	-	5,874,000.00	3,012,000.00	3,162,000.00
SFP	MOOE		5,874,000.00	-	6,174,000.00	-	12,048,000.00	-	5,874,000.00	3,162,000.00	-	9,036,000.00	-	5,874,000.00	-	5,874,000.00	3,012,000.00	3,162,000.00
SOCPEN		2024-03-01246	13-Mar-24	5,874,000.00	-	5,874,000.00	-	5,874,000.00	5,874,000.00	-	-	5,874,000.00	-	5,874,000.00	-	5,874,000.00	-	-
SOCPEN		2024-09-08166	3-Sep-24	-	-	-	-	-	6,174,000.00	3,162,000.00	-	3,162,000.00	-	5,874,000.00	-	5,874,000.00	-	-
	FE																	
	CO																	
Municipal Treasurer-San Isidro, Northern Samar	PS		-	13,079,400.00	11,742,000.00	-	24,821,400.00	-	13,079,400.00	-	-	13,079,400.00	-	11,742,000.00	-	11,742,000.00	11,742,000.00	1,337,400.00
AICS	MOOE		-	13,079,400.00	11,742,000.00	-</												

Municipal Treasurer-San Julian, Eastern Samar	PS			7,832,000.00	1,000,000.00	7,832,000.00	16,264,000.00	7,632,000.00	4,816,000.00	12,448,000.00	7,632,000.00	7,632,000.00	3,816,000.00	4,816,000.00
	MOOE													
SOCPEN		2024-03-20808	4-Mar-24	7,632,000.00	1,000,000.00	7,632,000.00	16,264,000.00	7,632,000.00	4,816,000.00	12,448,000.00	7,632,000.00	7,632,000.00	3,816,000.00	4,816,000.00
SOCPEN		2024-06-07823	27-Aug-24	7,632,000.00		7,632,000.00		7,632,000.00			7,632,000.00	7,632,000.00		
AICS		02-101101-2024-04	8-Apr-24		1,000,000.00		1,000,000.00		1,000,000.00					
	FE													
	CO													
Municipal Treasurer-San Vicente, Northern Samar	PS				4,908,000.00		4,908,000.00			4,908,000.00		4,908,000.00		
	MOOE													
AICS		2024-05-03567	15-May-24		4,908,000.00		4,908,000.00			4,908,000.00		4,908,000.00		
SOCPEN														
SOCPEN														
	CO													
Municipal Treasurer-St. Nino, Samar	PS			7,674,000.00		15,300,000.00	15,324,000.00	7,674,000.00	3,825,000.00	11,498,000.00	7,674,000.00	7,674,000.00	3,825,000.00	3,825,000.00
	MOOE													
AICS				7,674,000.00		7,650,000.00	15,324,000.00	7,674,000.00	3,825,000.00	11,498,000.00	7,674,000.00	7,674,000.00	3,825,000.00	3,825,000.00
SOCPEN		2024-03-01591	22-Mar-24	7,674,000.00		7,674,000.00	7,674,000.00	7,674,000.00		7,674,000.00	7,674,000.00	7,674,000.00		
SOCPEN		2024-09-09677	11-Sep-24			7,650,000.00	7,650,000.00	7,674,000.00	3,825,000.00	7,674,000.00	7,674,000.00	7,674,000.00		
	CO													
Municipal Treasurer-Sta. Fe, Leyte	PS			7,398,000.00	3,000,000.00	7,398,000.00	17,796,000.00	7,398,000.00	3,000,000.00	14,097,000.00	7,398,000.00	7,398,000.00	3,699,000.00	6,699,000.00
	MOOE													
AICS		2024-04-01869	1-Apr-24	7,398,000.00	3,000,000.00	7,398,000.00	17,796,000.00	7,398,000.00	3,000,000.00	14,097,000.00	7,398,000.00	7,398,000.00	3,699,000.00	6,699,000.00
SOCPEN		204-03-00753	1-Mar-24	7,398,000.00	3,000,000.00	7,398,000.00	3,000,000.00	7,398,000.00	3,000,000.00	14,097,000.00	7,398,000.00	7,398,000.00	3,699,000.00	6,699,000.00
SOCPEN		2024-09-08698	16-Sep-24			60,000.00	60,000.00	7,398,000.00	60,000.00	7,398,000.00	7,398,000.00	7,398,000.00		
SOCPEN		2024-09-08899	16-Sep-24			7,458,000.00	7,458,000.00	7,398,000.00	3,759,000.00	7,398,000.00	7,398,000.00	7,398,000.00		
	FE													
	CO													
Municipal Treasurer-Sta. Margarita, Samar	PS				9,012,000.00	9,804,000.00	18,816,000.00	9,012,000.00	5,094,000.00	14,106,000.00	9,012,000.00	9,012,000.00	4,710,000.00	5,172,000.00
	MOOE													
AICS		2024-05-03096	7-May-24		9,012,000.00	9,804,000.00	18,816,000.00	9,012,000.00	5,094,000.00	14,106,000.00	9,012,000.00	9,012,000.00	4,710,000.00	5,172,000.00
SOCPEN		2024-09-08900	16-Sep-24		9,012,000.00	78,000.00	9,012,000.00	9,012,000.00	78,000.00	9,012,000.00	9,012,000.00	9,012,000.00		
SOCPEN		2024-09-08901	16-Sep-24			9,882,000.00	9,882,000.00	9,012,000.00	5,172,000.00	9,012,000.00	9,012,000.00	9,012,000.00		
	FE													
	CO													
Municipal Treasurer-Tarangnan, Samar	PS			10,722,000.00		10,722,000.00	21,444,000.00	10,722,000.00	5,361,000.00	16,083,000.00	10,722,000.00	10,722,000.00	5,361,000.00	5,361,000.00
	MOOE													
AICS		2024-03-00967	6-Mar-24	10,722,000.00		10,722,000.00	21,444,000.00	10,722,000.00	5,361,000.00	16,083,000.00	10,722,000.00	10,722,000.00	5,361,000.00	5,361,000.00
SOCPEN		2024-09-09003	16-Sep-24			48,000.00	10,722,000.00	10,722,000.00	48,000.00	10,722,000.00	10,722,000.00	10,722,000.00		
SOCPEN		2024-09-09004	16-Sep-24			10,770,000.00	10,770,000.00	10,722,000.00	5,409,000.00	10,722,000.00	10,722,000.00	10,722,000.00		
	FE													
	CO													
Municipal Treasurer -Villaba, Leyte	PS			14,700,000.00		14,700,000.00	29,400,000.00	14,700,000.00	7,350,000.00	22,050,000.00	14,700,000.00	14,700,000.00	7,350,000.00	7,350,000.00
	MOOE													
AICS		2024-03-01353	14-Mar-24	14,700,000.00		14,700,000.00	29,400,000.00	14,700,000.00	7,350,000.00	22,050,000.00	14,700,000.00	14,700,000.00	7,350,000.00	7,350,000.00
AICS														
SOCPEN		2024-09-08324	4-Sep-24			14,700,000.00	14,700,000.00	14,700,000.00	7,350,000.00	14,700,000.00	14,700,000.00	14,700,000.00		
SOCPEN														
	FE													
	CO													
City Treasurer - Tacloban City	PS				40,854,000.00		40,854,000.00	40,854,000.00		40,854,000.00	40,854,000.00	40,854,000.00		
	MOOE													
AICS		2024-04-02534	19-Apr-24		40,854,000.00		40,854,000.00	40,854,000.00		40,854,000.00	40,854,000.00	40,854,000.00		
SOCPEN														
SOCPEN														
	FE													
	CO													
Municipal Treasurer - Tabontabon, Leyte	PS				5,304,000.00	11,208,000.00	16,512,000.00	5,304,000.00	6,000,000.00	11,304,000.00	5,304,000.00	5,304,000.00	5,208,000.00	6,000,000.00
	MOOE													
SOCPEN		2024-05-03562	15-May-24		5,304,000.00	11,208,000.00	16,512,000.00	5,304,000.00	6,000,000.00	11,304,000.00	5,304,000.00	5,304,000.00	5,208,000.00	6,000,000.00
SOCPEN		2024-09-08670	11-Sep-24		5,304,000.00	5,208,000.00	5,208,000.00	5,304,000.00		5,304,000.00	5,304,000.00	5,304,000.00		
AKAP		02-101101-2024-09-08660			6,000,000.00	6,000,000.00	6,000,000.00	6,000,000.00	6,000,000.00	6,000,000.00	6,000,000.00	6,000,000.00		
AICS														
	FE													
	CO													
Municipal Treasurer - San Isidro Leyte	PS			20,712,000.00		20,712,000.00	41,424,000.00	20,712,000.00	264,000.00	20,448,000.00	20,448,000.00	20,448,000.00	20,978,000.00	
	MOOE													
AICS		2024-03-01226	12-Mar-24	20,712,000.00		20,712,000.00	41,424,000.00	20,712,000.00	264,000.00	20,448,000.00	20,448,000.00	20,448,000.00	20,978,000.00	
SOCPEN		2024-09-09298	25-Sep-24			284,000.00	20,712,000.00	20,712,000.00	264,000.00	20,712,000.00	20,712,000.00	20,712,000.00		
SOCPEN		2024-09-09297	25-Sep-24			20,978,000.00	20,978,000.00	20,712,000.00	264,000.00	20,448,000.00	20,448,000.00	20,448,000.00		
	FE													
	CO													
Municipal Treasurer - Tagapul-an, Samar	PS				4,992,000.00	4,928,000.00	9,918,000.00	4,992,000.00	2,463,000.00	7,455,000.00	4,992,000.00	4,992,000.00	2,463,000.00	2,463,000.00
	MOOE													
AICS		2024-05-03114	7-May-24		4,992,000.00	4,928,000.00	9,918,000.00	4,992,000.00	2,463,000.00	7,455,000.00	4,992,000.00	4,992,000.00	2,463,000.00	2,463,000.00
SOCPEN		2024-09-08829	16-Sep-24		4,992,000.00		4,992,000.00	4,992,000.00		4,992,000.00	4,992,000.00	4,992,000.00		
SOCPEN		2024-09-08830	16-Sep-24			240,000.00	240,000.00	4,992,000.00	240,000.00	4,992,000.00	4,992,000.00	4,992,000.00		
SOCPEN						5,168,000.00	5,168,000.00	4,992,000.00	2,703,000.00	4,992,000.00	4,992,000.00	4,992,000.00		
	FE													
	CO													
Municipal Treasurer - Salcedo, E Samar	PS			8,615,000.00		8,656,000.00	17,471,000.00	8,615,000.00	4,488,000.00	13,103,000.00	8,615,000.00	8,615,000.00	4,368,000.00	4,488,000.00

AICS	MOOE			-	747,000.00	-	-	747,000.00	-	-	747,000.00	-	-	-	-	-	-	747,000.00
SFP	FE	00253	04/11/2024		747,000.00			747,000.00			747,000.00							
	CO																	
MUN. TREASURER-LGU SAN JOSE, NORTHERN SAMAR				-	1,125,000.00	-	-	1,125,000.00	-	-	1,125,000.00	-	-	-	-	-	-	1,125,000.00
	PS			-	1,125,000.00	-	-	1,125,000.00	-	-	1,125,000.00	-	-	-	-	-	-	1,125,000.00
AICS	MOOE				1,125,000.00			1,125,000.00			1,125,000.00							
SFP	FE	00279	04/24/2024		1,125,000.00			1,125,000.00			1,125,000.00							
	CO																	
MUN. TREASURER-LGU LIMASAWA, SOUTHERN LEYTE				-	531,305.85	-	-	531,305.85	-	-	531,305.85	-	-	-	-	-	-	531,305.85
	PS			-	531,305.85	-	-	531,305.85	-	-	531,305.85	-	-	-	-	-	-	531,305.85
AICS	MOOE				531,305.85			531,305.85			531,305.85							
SFP	FE	00285	04/24/2024		531,305.85			531,305.85			531,305.85							
	CO																	

Certified correct by:

MARK LOREN E. VICUÑA
Budget Officer

CHRISTOPHER I. BACASON
Regional Accountant

Recommending Approval:

BRIGIDA D. ESPEJO
CAO/DC-FMD

Approved by:

GRACE Q. SUBONG
Regional Director

For the Regional Director:
CLARITO T. LOGRONIO
Director III/Assistant Regional
Director for Administration

STATEMENT OF OBLIGATIONS, DISBURSEMENTS, LIQUIDATIONS AND BALANCES for INTER-AGENCY FUND TRANSFERS
As of the Quarter Ending September 30, 2024

FAR 1-C

Department: Department of Social Welfare and Development
Agency : Office of the Secretary
Operating Unit : All
Organization Code (UAOS): 20001000000
Funding Source Code: 01 Regular Agency Fund

X	Current Year Appropriations
	Supplemental Appropriations
	Continuing Appropriations

Implementing Agencies and Projects	Obligation Request and Status		Obligations					Disbursements (Funds Transferred To)					Liquidations					Unpaid Obligations	Unliquidated Fund Transfers	
	Number	Date	1st Quarter ending	2nd Quarter ending	3rd Quarter ending	4th Quarter ending	Total	1st Quarter ending	2nd Quarter ending	3rd Quarter ending	4th Quarter ending	Total	1st Quarter ending	2nd Quarter ending	3rd Quarter ending	4th Quarter ending	Total			
			March 31	June 30	Sept. 30	Dec. 31		March 31	June 30	Sept. 30	Dec. 31		March 31	June 30	Sept. 30	Dec. 31				
1	2	3	4	5	6	7	8 = (4+5+6+7)	9	10	11	12	13 = (9+10+11+12)	14	15	16	17	18 = (14+15+16+17)	19 = (8-12)	20 = (13 - 18)	
LGUs																				
Alcala			29,172,000.00	-	10,086,000.00	-	39,258,000.00	29,172,000.00	-	10,086,000.00	-	39,258,000.00	-	29,172,000.00	-	-	-	29,172,000.00	-	10,086,000.00
MOOE SOCIAL PENSION	02-101101-2024-02-813	3/22/2024	29,172,000.00	-	10,086,000.00	-	39,258,000.00	29,172,000.00	-	10,086,000.00	-	39,258,000.00	-	29,172,000.00	-	-	-	29,172,000.00	-	10,086,000.00
	2024-08-10378	9/6/2024	-	-	10,086,000.00	-	10,086,000.00	-	-	10,086,000.00	-	10,086,000.00	-	-	-	-	-	10,086,000.00	-	10,086,000.00
Aurora			25,320,000.00	-	12,660,000.00	-	37,980,000.00	25,320,000.00	-	12,660,000.00	-	37,980,000.00	-	25,320,000.00	-	-	-	25,320,000.00	-	12,660,000.00
MOOE SOCIAL PENSION	02-101101-2024-02-811	2/22/2024	25,320,000.00	-	12,660,000.00	-	37,980,000.00	25,320,000.00	-	12,660,000.00	-	37,980,000.00	-	25,320,000.00	-	-	-	25,320,000.00	-	12,660,000.00
	2024-08-10283	9/4/2024	-	-	12,660,000.00	-	12,660,000.00	-	-	12,660,000.00	-	12,660,000.00	-	-	-	-	-	12,660,000.00	-	12,660,000.00
Baliuagan			7,478,000.00	-	3,738,000.00	-	11,216,000.00	7,478,000.00	-	3,738,000.00	-	11,216,000.00	-	7,478,000.00	-	-	-	7,478,000.00	-	3,738,000.00
MOOE SOCIAL PENSION	02-101101-2024-02-380	2/6/2024	7,478,000.00	-	3,738,000.00	-	11,216,000.00	7,478,000.00	-	3,738,000.00	-	11,216,000.00	-	7,478,000.00	-	-	-	7,478,000.00	-	3,738,000.00
	2024-08-8895	8/7/2024	-	-	3,738,000.00	-	3,738,000.00	-	-	3,738,000.00	-	3,738,000.00	-	-	-	-	-	3,738,000.00	-	3,738,000.00
Bayabas			13,692,000.00	-	7,646,000.00	-	21,338,000.00	13,692,000.00	-	7,646,000.00	-	21,338,000.00	-	13,692,000.00	-	84,000.00	-	13,692,000.00	-	7,646,000.00
MOOE SOCIAL PENSION	02-101101-2024-02-810	2/22/2024	13,692,000.00	-	7,646,000.00	-	21,338,000.00	13,692,000.00	-	7,646,000.00	-	21,338,000.00	-	13,692,000.00	-	84,000.00	-	13,692,000.00	-	7,646,000.00
	2024-08-10110	9/3/2024	-	-	800,000.00	-	800,000.00	-	-	800,000.00	-	800,000.00	-	-	84,000.00	-	-	800,000.00	-	800,000.00
	2024-08-9972	8/29/2024	-	-	6,846,000.00	-	6,846,000.00	-	-	6,846,000.00	-	6,846,000.00	-	-	-	-	-	6,846,000.00	-	6,846,000.00
Binalonan			16,116,000.00	-	8,058,000.00	-	24,174,000.00	16,116,000.00	-	8,058,000.00	-	24,174,000.00	-	16,116,000.00	-	-	-	16,116,000.00	-	8,058,000.00
MOOE SOCIAL PENSION	02-101101-2024-02-815	2/22/2024	16,116,000.00	-	8,058,000.00	-	24,174,000.00	16,116,000.00	-	8,058,000.00	-	24,174,000.00	-	16,116,000.00	-	-	-	16,116,000.00	-	8,058,000.00
	2024-08-9207	8/13/2024	-	-	8,058,000.00	-	8,058,000.00	-	-	8,058,000.00	-	8,058,000.00	-	-	-	-	-	8,058,000.00	-	8,058,000.00
Capitan City			32,472,000.00	-	-	-	32,472,000.00	-	32,472,000.00	-	-	32,472,000.00	-	-	-	-	-	32,472,000.00	-	-
MOOE SOCIAL PENSION	2024-01-1819	3/8/2024	32,472,000.00	-	-	-	32,472,000.00	-	32,472,000.00	-	-	32,472,000.00	-	-	-	-	-	32,472,000.00	-	-
			32,472,000.00	-	-	-	32,472,000.00	-	32,472,000.00	-	-	32,472,000.00	-	-	-	-	-	32,472,000.00	-	-
Dinalatyan			17,816,000.00	-	8,908,000.00	-	26,724,000.00	17,816,000.00	-	8,908,000.00	-	26,724,000.00	-	17,816,000.00	-	-	-	17,816,000.00	-	8,908,000.00
MOOE SOCIAL PENSION	2024-01-1257	3/5/2024	17,816,000.00	-	8,908,000.00	-	26,724,000.00	17,816,000.00	-	8,908,000.00	-	26,724,000.00	-	17,816,000.00	-	-	-	17,816,000.00	-	8,908,000.00
	2024-08-11259	9/20/2024	-	-	8,908,000.00	-	8,908,000.00	-	-	8,908,000.00	-	8,908,000.00	-	-	-	-	-	8,908,000.00	-	8,908,000.00
Dinas			16,530,000.00	-	-	-	16,530,000.00	16,530,000.00	-	-	-	16,530,000.00	-	16,530,000.00	-	-	-	16,530,000.00	-	-
MOOE SOCIAL PENSION	2024-01-1368	3/6/2024	16,530,000.00	-	-	-	16,530,000.00	16,530,000.00	-	-	-	16,530,000.00	-	16,530,000.00	-	-	-	16,530,000.00	-	-
			16,530,000.00	-	-	-	16,530,000.00	16,530,000.00	-	-	-	16,530,000.00	-	16,530,000.00	-	-	-	16,530,000.00	-	-
Dinalatyan			15,252,000.00	-	7,626,000.00	-	22,878,000.00	15,252,000.00	-	7,626,000.00	-	22,878,000.00	-	15,252,000.00	-	-	-	15,252,000.00	-	7,626,000.00
MOOE SOCIAL PENSION	02-101101-2024-02-814	2/22/2024	15,252,000.00	-	7,626,000.00	-	22,878,000.00	15,252,000.00	-	7,626,000.00	-	22,878,000.00	-	15,252,000.00	-	-	-	15,252,000.00	-	7,626,000.00
	2024-08-10221	9/4/2024	-	-	7,626,000.00	-	7,626,000.00	-	-	7,626,000.00	-	7,626,000.00	-	-	-	-	-	7,626,000.00	-	7,626,000.00
Dinalatyan City			-	35,352,000.00	-	-	35,352,000.00	-	35,352,000.00	-	-	35,352,000.00	-	35,352,000.00	-	-	-	35,352,000.00	-	-
MOOE SOCIAL PENSION	02-101101-2024-01-2749	4/4/2024	-	35,352,000.00	-	-	35,352,000.00	-	35,352,000.00	-	-	35,352,000.00	-	35,352,000.00	-	-	-	35,352,000.00	-	-
			-	35,352,000.00	-	-	35,352,000.00	-	35,352,000.00	-	-	35,352,000.00	-	35,352,000.00	-	-	-	35,352,000.00	-	-
Dumalinog			16,028,000.00	-	8,013,000.00	-	24,039,000.00	16,028,000.00	-	8,013,000.00	-	24,039,000.00	-	16,028,000.00	-	-	-	16,028,000.00	-	8,013,000.00
MOOE SOCIAL PENSION	2024-01-1013	2/7/2024	16,028,000.00	-	8,013,000.00	-	24,039,000.00	16,028,000.00	-	8,013,000.00	-	24,039,000.00	-	16,028,000.00	-	-	-	16,028,000.00	-	8,013,000.00
	2024-08-11011	9/17/2024	-	-	8,013,000.00	-	8,013,000.00	-	-	8,013,000.00	-	8,013,000.00	-	-	-	-	-	8,013,000.00	-	8,013,000.00
Dumalinog			20,064,000.00	-	-	-	20,064,000.00	20,064,000.00	-	-	-	20,064,000.00	-	20,064,000.00	-	-	-	20,064,000.00	-	-
MOOE SOCIAL PENSION	2024-01-2469	3/27/2024	20,064,000.00	-	-	-	20,064,000.00	20,064,000.00	-	-	-	20,064,000.00	-	20,064,000.00	-	-	-	20,064,000.00	-	-
			20,064,000.00	-	-	-	20,064,000.00	20,064,000.00	-	-	-	20,064,000.00	-	20,064,000.00	-	-	-	20,064,000.00	-	-

Implementing Agencies and Projects	Obligations							Disbursements (Funds Transferred To)					Liquidations					Unpaid Obligations	Unliquidated Fund Transfers
	Obligation Request and Status		1st Quarter ending March 31	2nd Quarter ending June 30	3rd Quarter ending Sept. 30	4th Quarter ending Dec. 31	Total	1st Quarter ending March 31	2nd Quarter ending June 30	3rd Quarter ending Sept. 30	4th Quarter ending Dec. 31	Total	1st Quarter ending March 31	2nd Quarter ending June 30	3rd Quarter ending Sept. 30	4th Quarter ending Dec. 31	Total		
	Number	Date																	
1	2	3	4	5	6	7	8 = (4+5+6+7)	9	10	11	12	13 = (9+10+11+12)	14	15	16	17	18 = (14+15+16+17)	19 = (8-13)	20 = (13 - 18)
Sesed			9,252,000.00	-	4,626,000.00	-	13,878,000.00	9,252,000.00	-	4,626,000.00	-	13,878,000.00	-	9,252,000.00	-	-	9,252,000.00	-	4,626,000.00
MOOE			9,252,000.00	-	4,626,000.00	-	13,878,000.00	9,252,000.00	-	4,626,000.00	-	13,878,000.00	-	9,252,000.00	-	-	9,252,000.00	-	4,626,000.00
SOCIAL PENSION	02-101101-2024-02-889	2/22/2024	9,252,000.00	-	4,626,000.00	-	13,878,000.00	9,252,000.00	-	4,626,000.00	-	13,878,000.00	-	9,252,000.00	-	-	9,252,000.00	-	4,626,000.00
SOCIAL PENSION	2024-06-10170	9/3/2024	-	-	4,626,000.00	-	4,626,000.00	-	4,626,000.00	-	-	4,626,000.00	-	-	-	-	4,626,000.00	-	4,626,000.00
Suisoc			11,262,000.00	-	5,631,000.00	-	16,893,000.00	11,262,000.00	-	5,631,000.00	-	16,893,000.00	-	11,262,000.00	24,000.00	-	11,262,000.00	-	5,631,000.00
MOOE			11,262,000.00	-	5,631,000.00	-	16,893,000.00	11,262,000.00	-	5,631,000.00	-	16,893,000.00	-	11,262,000.00	24,000.00	-	11,262,000.00	-	5,631,000.00
SOCIAL PENSION	2024-01-1361	3/6/2024	11,262,000.00	-	5,631,000.00	-	16,893,000.00	11,262,000.00	-	5,631,000.00	-	16,893,000.00	-	11,262,000.00	24,000.00	-	11,262,000.00	-	5,631,000.00
SOCIAL PENSION			-	-	5,631,000.00	-	5,631,000.00	-	5,631,000.00	-	-	5,631,000.00	-	-	24,000.00	-	5,631,000.00	-	5,631,000.00
Sutales			14,532,000.00	-	7,266,000.00	-	21,798,000.00	14,532,000.00	-	7,266,000.00	-	21,798,000.00	-	14,532,000.00	7,266,000.00	-	14,532,000.00	-	7,266,000.00
MOOE			14,532,000.00	-	7,266,000.00	-	21,798,000.00	14,532,000.00	-	7,266,000.00	-	21,798,000.00	-	14,532,000.00	7,266,000.00	-	14,532,000.00	-	7,266,000.00
SOCIAL PENSION	2024-01-1280	3/5/2024	14,532,000.00	-	7,266,000.00	-	21,798,000.00	14,532,000.00	-	7,266,000.00	-	21,798,000.00	-	14,532,000.00	7,266,000.00	-	14,532,000.00	-	7,266,000.00
SOCIAL PENSION	2024-07-8608	8/5/2024	-	-	7,266,000.00	-	7,266,000.00	-	7,266,000.00	-	-	7,266,000.00	-	-	7,266,000.00	-	7,266,000.00	-	7,266,000.00
Imabla			10,644,000.00	-	5,322,000.00	-	16,272,000.00	10,644,000.00	-	5,322,000.00	-	16,272,000.00	-	10,644,000.00	10,644,000.00	-	10,644,000.00	-	5,322,000.00
MOOE			10,644,000.00	-	5,322,000.00	-	16,272,000.00	10,644,000.00	-	5,322,000.00	-	16,272,000.00	-	10,644,000.00	10,644,000.00	-	10,644,000.00	-	5,322,000.00
SOCIAL PENSION	02-101101-2024-02-922	2/22/2024	10,644,000.00	-	5,322,000.00	-	16,272,000.00	10,644,000.00	-	5,322,000.00	-	16,272,000.00	-	10,644,000.00	10,644,000.00	-	10,644,000.00	-	5,322,000.00
SOCIAL PENSION	2024-06-10960	9/9/2024	-	-	5,322,000.00	-	5,322,000.00	-	5,322,000.00	-	-	5,322,000.00	-	-	10,644,000.00	-	5,322,000.00	-	5,322,000.00
Iall			20,962,000.00	-	10,478,000.00	-	31,428,000.00	20,962,000.00	-	10,478,000.00	-	31,428,000.00	-	20,962,000.00	20,962,000.00	-	20,962,000.00	-	10,478,000.00
MOOE			20,962,000.00	-	10,478,000.00	-	31,428,000.00	20,962,000.00	-	10,478,000.00	-	31,428,000.00	-	20,962,000.00	20,962,000.00	-	20,962,000.00	-	10,478,000.00
SOCIAL PENSION	2024-01-1914	3/15/2024	20,962,000.00	-	10,478,000.00	-	31,428,000.00	20,962,000.00	-	10,478,000.00	-	31,428,000.00	-	20,962,000.00	20,962,000.00	-	20,962,000.00	-	10,478,000.00
SOCIAL PENSION	2024-08-8237	8/13/2024	-	-	10,478,000.00	-	10,478,000.00	-	10,478,000.00	-	-	10,478,000.00	-	-	20,962,000.00	-	10,478,000.00	-	10,478,000.00
Isabela City			27,624,000.00	-	13,812,000.00	-	41,436,000.00	27,624,000.00	-	13,812,000.00	-	41,436,000.00	-	27,624,000.00	27,624,000.00	-	27,624,000.00	-	13,812,000.00
MOOE			27,624,000.00	-	13,812,000.00	-	41,436,000.00	27,624,000.00	-	13,812,000.00	-	41,436,000.00	-	27,624,000.00	27,624,000.00	-	27,624,000.00	-	13,812,000.00
SOCIAL PENSION	2024-01-1362	3/6/2024	27,624,000.00	-	13,812,000.00	-	41,436,000.00	27,624,000.00	-	13,812,000.00	-	41,436,000.00	-	27,624,000.00	27,624,000.00	-	27,624,000.00	-	13,812,000.00
SOCIAL PENSION	2024-08-8880	8/5/2024	-	-	13,812,000.00	-	13,812,000.00	-	13,812,000.00	-	-	13,812,000.00	-	-	27,624,000.00	-	13,812,000.00	-	13,812,000.00
Jose Dalman			11,868,000.00	-	5,934,000.00	-	17,802,000.00	11,868,000.00	-	5,934,000.00	-	17,802,000.00	-	11,868,000.00	11,868,000.00	-	11,868,000.00	-	5,934,000.00
MOOE			11,868,000.00	-	5,934,000.00	-	17,802,000.00	11,868,000.00	-	5,934,000.00	-	17,802,000.00	-	11,868,000.00	11,868,000.00	-	11,868,000.00	-	5,934,000.00
Social Pension	02-101101-2024-02-295	2/3/2024	11,868,000.00	-	5,934,000.00	-	17,802,000.00	11,868,000.00	-	5,934,000.00	-	17,802,000.00	-	11,868,000.00	11,868,000.00	-	11,868,000.00	-	5,934,000.00
Social Pension	02-101101-2024-07-8178	7/26/2024	-	-	5,934,000.00	-	5,934,000.00	-	5,934,000.00	-	-	5,934,000.00	-	-	11,868,000.00	-	5,934,000.00	-	5,934,000.00
Josefine			3,378,000.00	-	1,689,000.00	-	5,067,000.00	3,378,000.00	-	1,689,000.00	-	5,067,000.00	-	3,378,000.00	3,378,000.00	-	3,378,000.00	-	1,689,000.00
MOOE			3,378,000.00	-	1,689,000.00	-	5,067,000.00	3,378,000.00	-	1,689,000.00	-	5,067,000.00	-	3,378,000.00	3,378,000.00	-	3,378,000.00	-	1,689,000.00
SOCIAL PENSION	2024-01-1363	3/6/2024	3,378,000.00	-	1,689,000.00	-	5,067,000.00	3,378,000.00	-	1,689,000.00	-	5,067,000.00	-	3,378,000.00	3,378,000.00	-	3,378,000.00	-	1,689,000.00
SOCIAL PENSION	2024-08-10379	9/8/2024	-	-	1,689,000.00	-	1,689,000.00	-	1,689,000.00	-	-	1,689,000.00	-	-	3,378,000.00	-	1,689,000.00	-	1,689,000.00
Katani			11,232,000.00	-	5,616,000.00	-	16,848,000.00	11,232,000.00	-	5,616,000.00	-	16,848,000.00	-	11,232,000.00	11,232,000.00	-	11,232,000.00	-	5,616,000.00
MOOE			11,232,000.00	-	5,616,000.00	-	16,848,000.00	11,232,000.00	-	5,616,000.00	-	16,848,000.00	-	11,232,000.00	11,232,000.00	-	11,232,000.00	-	5,616,000.00
SOCIAL PENSION	02-101101-2024-02-888	2/22/2024	11,232,000.00	-	5,616,000.00	-	16,848,000.00	11,232,000.00	-	5,616,000.00	-	16,848,000.00	-	11,232,000.00	11,232,000.00	-	11,232,000.00	-	5,616,000.00
SOCIAL PENSION	2024-08-8807	8/7/2024	-	-	5,616,000.00	-	5,616,000.00	-	5,616,000.00	-	-	5,616,000.00	-	-	11,232,000.00	-	5,616,000.00	-	5,616,000.00
Katuman			9,000,000.00	-	4,500,000.00	-	13,500,000.00	9,000,000.00	-	4,500,000.00	-	13,500,000.00	-	9,000,000.00	9,000,000.00	-	9,000,000.00	-	4,500,000.00
MOOE			9,000,000.00	-	4,500,000.00	-	13,500,000.00	9,000,000.00	-	4,500,000.00	-	13,500,000.00	-	9,000,000.00	9,000,000.00	-	9,000,000.00	-	4,500,000.00
KC KKB	2024-05-6418	6/25/2024	-	-	4,500,000.00	-	4,500,000.00	-	4,500,000.00	-	-	4,500,000.00	-	-	9,000,000.00	-	4,500,000.00	-	4,500,000.00
Kumalarang			11,622,000.00	-	5,811,000.00	-	17,433,000.00	11,622,000.00	-	5,811,000.00	-	17,433,000.00	-	11,622,000.00	11,622,000.00	-	11,622,000.00	-	5,811,000.00
MOOE			11,622,000.00	-	5,811,000.00	-	17,433,000.00	11,622,000.00	-	5,811,000.00	-	17,433,000.00	-	11,622,000.00	11,622,000.00	-	11,622,000.00	-	5,811,000.00
SOCIAL PENSION	2024-01-1204	3/5/2024	11,622,000.00	-	5,811,000.00	-	17,433,000.00	11,622,000.00	-	5,811,000.00	-	17,433,000.00	-	11,622,000.00	11,622,000.00	-	11,622,000.00	-	5,811,000.00
SOCIAL PENSION	2024-09-10381	9/9/2024	-	-	5,811,000.00	-	5,811,000.00	-	5,811,000.00	-	-	5,811,000.00	-	-	11,622,000.00	-	5,811,000.00	-	5,811,000.00
La Libertad			3,003,000.00	-	1,501,500.00	-	4,504,500.00	3,003,000.00	-	1,501,500.00	-	4,504,500.00	-	3,003,000.00	3,003,000.00	-	3,003,000.00	-	1,501,500.00
MOOE			3,003,000.00	-	1,501,500.00	-	4,504,500.00	3,003,000.00	-	1,501,500.00	-	4,504,500.00	-	3,003,000.00	3,003,000.00	-	3,003,000.00	-	1,501,500.00
SOCIAL PENSION	02-101101-2024-02-891	2/22/2024	3,003,000.00	-	1,501,500.00	-	4,504,500.00	3,003,000.00	-	1,501,500.00	-	4,504,500.00	-	3,003,000.00	3,003,000.00	-	3,003,000.00	-	1,501,500.00
SOCIAL PENSION	2024-07-8315																		

Implementing Agencies and Projects	Obligations							Disbursements (Funds Transferred To)					Liquidations					Unpaid Obligations	Unliquidated Fund Transfers
	Obligation Request and Status		1st Quarter ending March 31	2nd Quarter ending June 30	3rd Quarter ending Sept. 30	4th Quarter ending Dec. 31	Total	1st Quarter ending March 31	2nd Quarter ending June 30	3rd Quarter ending Sept. 30	4th Quarter ending Dec. 31	Total	1st Quarter ending March 31	2nd Quarter ending June 30	3rd Quarter ending Sept. 30	4th Quarter ending Dec. 31	Total		
	Number	Date																	
1	2	3	4	5	6	7	8 = (4+5+6+7)	9	10	11	12	13 = (9+10+11+12)	14	15	16	17	18 = (14+15+16+17)	19 = (8-13)	20 = (13 - 18)
Labason			19,996,000.00	-	9,798,000.00	-	29,794,000.00	19,996,000.00	-	9,798,000.00	-	29,794,000.00	-	-	19,996,000.00	-	19,996,000.00	-	9,798,000.00
MOOE			19,996,000.00	-	9,798,000.00	-	29,794,000.00	19,996,000.00	-	9,798,000.00	-	29,794,000.00	-	-	19,996,000.00	-	19,996,000.00	-	9,798,000.00
SOCIAL PENSION	02-101101-2024-02-685	2/22/2024	19,996,000.00	-	9,798,000.00	-	29,794,000.00	19,996,000.00	-	9,798,000.00	-	29,794,000.00	-	-	19,996,000.00	-	19,996,000.00	-	9,798,000.00
SOCIAL PENSION	2024-06-10169	9/3/2024	-	-	9,798,000.00	-	9,798,000.00	-	-	9,798,000.00	-	9,798,000.00	-	-	9,798,000.00	-	9,798,000.00	-	9,798,000.00
Lakewood			9,648,000.00	-	9,391,565.00	-	19,039,565.00	9,648,000.00	-	9,391,565.00	-	19,039,565.00	-	9,648,000.00	-	9,391,565.00	9,648,000.00	-	9,478,565.00
MOOE			9,648,000.00	-	9,391,565.00	-	19,039,565.00	9,648,000.00	-	9,391,565.00	-	19,039,565.00	-	9,648,000.00	-	9,391,565.00	9,648,000.00	-	9,478,565.00
SOCIAL PENSION	2024-01-1029	3/7/2024	9,648,000.00	-	9,391,565.00	-	19,039,565.00	9,648,000.00	-	9,391,565.00	-	19,039,565.00	-	9,648,000.00	-	9,391,565.00	9,648,000.00	-	9,478,565.00
SOCIAL PENSION	2024-06-11012	9/17/2024	-	-	9,391,565.00	-	9,391,565.00	-	-	9,391,565.00	-	9,391,565.00	-	-	9,391,565.00	-	9,391,565.00	-	9,391,565.00
KC KRB	2024-05-6730	6/26/2024	-	-	464,326.00	-	464,326.00	-	-	464,326.00	-	464,326.00	-	-	464,326.00	-	464,326.00	-	464,326.00
KC KRB	2024-05-6731	6/26/2024	-	-	303,550.00	-	303,550.00	-	-	303,550.00	-	303,550.00	-	-	303,550.00	-	303,550.00	-	303,550.00
KC KRB	2024-05-6732	6/26/2024	-	-	319,150.00	-	319,150.00	-	-	319,150.00	-	319,150.00	-	-	319,150.00	-	319,150.00	-	319,150.00
KC KRB	2024-05-6733	6/26/2024	-	-	400,000.00	-	400,000.00	-	-	400,000.00	-	400,000.00	-	-	400,000.00	-	400,000.00	-	400,000.00
KC KRB	2024-05-6734	6/26/2024	-	-	444,839.00	-	444,839.00	-	-	444,839.00	-	444,839.00	-	-	444,839.00	-	444,839.00	-	444,839.00
KC KRB	2024-05-6735	6/26/2024	-	-	660,000.00	-	660,000.00	-	-	660,000.00	-	660,000.00	-	-	660,000.00	-	660,000.00	-	660,000.00
KC KRB	2024-05-6737	6/26/2024	-	-	744,036.00	-	744,036.00	-	-	744,036.00	-	744,036.00	-	-	744,036.00	-	744,036.00	-	744,036.00
KC KRB	2024-05-6743	6/26/2024	-	-	319,632.00	-	319,632.00	-	-	319,632.00	-	319,632.00	-	-	319,632.00	-	319,632.00	-	319,632.00
KC KRB	2024-05-6744	6/26/2024	-	-	307,650.00	-	307,650.00	-	-	307,650.00	-	307,650.00	-	-	307,650.00	-	307,650.00	-	307,650.00
KC KRB	2024-05-6745	6/26/2024	-	-	303,400.00	-	303,400.00	-	-	303,400.00	-	303,400.00	-	-	303,400.00	-	303,400.00	-	303,400.00
KC KRB	2024-05-6746	6/26/2024	-	-	302,000.00	-	302,000.00	-	-	302,000.00	-	302,000.00	-	-	302,000.00	-	302,000.00	-	302,000.00
Larusan			14,772,000.00	-	7,386,000.00	-	22,158,000.00	14,772,000.00	-	7,386,000.00	-	22,158,000.00	-	-	14,772,000.00	-	14,772,000.00	-	7,386,000.00
MOOE			14,772,000.00	-	7,386,000.00	-	22,158,000.00	14,772,000.00	-	7,386,000.00	-	22,158,000.00	-	-	14,772,000.00	-	14,772,000.00	-	7,386,000.00
SOCIAL PENSION	02-101101-2024-02-963	2/23/2024	14,772,000.00	-	7,386,000.00	-	22,158,000.00	14,772,000.00	-	7,386,000.00	-	22,158,000.00	-	-	14,772,000.00	-	14,772,000.00	-	7,386,000.00
SOCIAL PENSION	2024-06-10371	9/8/2024	-	-	7,386,000.00	-	7,386,000.00	-	-	7,386,000.00	-	7,386,000.00	-	-	7,386,000.00	-	7,386,000.00	-	7,386,000.00
Leon Portias			13,302,000.00	-	6,651,000.00	-	19,953,000.00	13,302,000.00	-	6,651,000.00	-	19,953,000.00	-	13,302,000.00	-	6,651,000.00	13,302,000.00	-	6,651,000.00
MOOE			13,302,000.00	-	6,651,000.00	-	19,953,000.00	13,302,000.00	-	6,651,000.00	-	19,953,000.00	-	13,302,000.00	-	6,651,000.00	13,302,000.00	-	6,651,000.00
SOCIAL PENSION	2024-01-665	2/1/2024	13,302,000.00	-	6,651,000.00	-	19,953,000.00	13,302,000.00	-	6,651,000.00	-	19,953,000.00	-	13,302,000.00	-	6,651,000.00	13,302,000.00	-	6,651,000.00
SOCIAL PENSION	2024-07-8240	7/9/2024	-	-	6,651,000.00	-	6,651,000.00	-	-	6,651,000.00	-	6,651,000.00	-	-	6,651,000.00	-	6,651,000.00	-	6,651,000.00
Lilox			19,440,000.00	-	9,720,000.00	-	29,160,000.00	19,440,000.00	-	9,720,000.00	-	29,160,000.00	-	-	19,440,000.00	-	19,440,000.00	-	9,720,000.00
MOOE			19,440,000.00	-	9,720,000.00	-	29,160,000.00	19,440,000.00	-	9,720,000.00	-	29,160,000.00	-	-	19,440,000.00	-	19,440,000.00	-	9,720,000.00
SOCIAL PENSION	2024-01-1261	3/5/2024	19,440,000.00	-	9,720,000.00	-	29,160,000.00	19,440,000.00	-	9,720,000.00	-	29,160,000.00	-	-	19,440,000.00	-	19,440,000.00	-	9,720,000.00
SOCIAL PENSION	2024-06-10222	9/4/2024	-	-	9,720,000.00	-	9,720,000.00	-	-	9,720,000.00	-	9,720,000.00	-	-	9,720,000.00	-	9,720,000.00	-	9,720,000.00
Mabubay			-	-	-	-	-	-	-	-	-	-	-	-	-	-	-	-	-
MOOE			-	-	-	-	-	-	-	-	-	-	-	-	-	-	-	-	-
Matayza			-	-	-	-	-	-	-	-	-	-	-	-	-	-	-	-	-
MOOE			-	-	-	-	-	-	-	-	-	-	-	-	-	-	-	-	-
Matenas			15,072,000.00	-	7,536,000.00	-	22,608,000.00	15,072,000.00	-	7,536,000.00	-	22,608,000.00	-	-	15,072,000.00	-	15,072,000.00	-	7,536,000.00
MOOE			15,072,000.00	-	7,536,000.00	-	22,608,000.00	15,072,000.00	-	7,536,000.00	-	22,608,000.00	-	-	15,072,000.00	-	15,072,000.00	-	7,536,000.00
SOCIAL PENSION	02-101101-2024-02-921	2/22/2024	15,072,000.00	-	7,536,000.00	-	22,608,000.00	15,072,000.00	-	7,536,000.00	-	22,608,000.00	-	-	15,072,000.00	-	15,072,000.00	-	7,536,000.00
SOCIAL PENSION	2024-06-10223	9/4/2024	-	-	7,536,000.00	-	7,536,000.00	-	-	7,536,000.00	-	7,536,000.00	-	-	7,536,000.00	-	7,536,000.00	-	7,536,000.00
Manuel Roxas			21,990,000.00	-	10,995,000.00	-	32,985,000.00	21,990,000.00	-	10,995,000.00	-	32,985,000.00	-	21,990,000.00	-	10,995,000.00	21,990,000.00	-	10,995,000.00
MOOE			21,990,000.00	-	10,995,000.00	-	32,985,000.00	21,990,000.00	-	10,995,000.00	-	32,985,000.00	-	21,990,000.00	-	10,995,000.00	21,990,000.00	-	10,995,000.00
SOCIAL PENSION	02-101101-2024-02-892	2/22/2024	21,990,000.00	-	10,995,000.00	-	32,985,000.00	21,990,000.00	-	10,995,000.00	-	32,985,000.00	-	-	21,990,000.00	-	21,990,000.00	-	10,995,000.00
SOCIAL PENSION	02-101101-2024-07-8311	7/30/2024	-	-	10,995,000.00	-	10,995,000.00	-	-	10,995,000.00	-	10,995,000.00	-	-	10,995,000.00	-	10,995,000.00	-	10,995,000.00
Manukao			21,390,000.00	-	10,695,000.00	-	32,085,000.00	21,390,000.00	-	10,695,000.00	-	32,085,000.00	-	21,390,000.00	-	10,695,000.00	21,390,000.00	-	10,695,000.00
MOOE			21,390,000.00	-	10,695,000.00	-	32,085,000.00	21,390,000.00	-	10,695,000.00	-	32,085,000.00	-	21,390,000.00	-	10,695,000.00	21,390,000.00	-	10,695,000.00
SOCIAL PENSION	02-101101-2024-02-296	2/2/2024	21,390,000.00	-	10,695,000.00	-	32,085,000.00	21,390,000.00	-	10,695,000.00	-	32,085,000.00	-	-	21,390,000.00	-	21,390,000.00	-	10,695,000.00
SOCIAL PENSION	02-101101-2024-07-8312	7/30/2024	-	-	10,695,000.00	-	10,695,000.00	-	-	10,695,000.00	-	10,695,000.00	-	-	10,695,000.00	-	10,695,000.00	-	10,695,000.00
Maraosubia			18,888,000.00	-	-	-	18,888,000.00	-	-	18,888,000.00	-	18,888,000.00	-	-	18,888,000.00	-	18,888,000.00	-	18,888,000.00
MOOE			18,888,000.00	-	-	-	18,888,000.00	-	-	18,888,000.00	-	18,888,000.00	-	-	18,888,000.00	-	18,888,000.00	-	18,888,000.00
SOCIAL PENSION	2024-01-2468	3/27/2024	18,888,000.00	-	-	-	18,888,000.00	-	-	18,888,000.00	-	18,888,000.00	-	-	18,888,000.00	-	18,888,000.00	-	18,888,000.00
Midalillo																			

Implementing Agencies and Projects	Obligations																Unpaid Obligations	Unliquidated Fund Transfers						
	Obligation Request and Status		1st Quarter ending March 31					2nd Quarter ending June 30					3rd Quarter ending Sept. 30						4th Quarter ending Dec. 31					
	Number	Date	1st Quarter ending March 31	2nd Quarter ending June 30	3rd Quarter ending Sept. 30	4th Quarter ending Dec. 31	Total	1st Quarter ending March 31	2nd Quarter ending June 30	3rd Quarter ending Sept. 30	4th Quarter ending Dec. 31	Total	1st Quarter ending March 31	2nd Quarter ending June 30	3rd Quarter ending Sept. 30	4th Quarter ending Dec. 31			Total					
1	2	3	4	5	6	7	8 = (4+5+6+7)	9	10	11	12	13 = (9+10+11+12)	14	15	16	17	18 = (14+15+16+17)	19 = (8-13)	20 = (13 - 18)					
MOOE																								
Molave			21,090,000.00	-	19,545,000.00	-	31,635,000.00	21,090,000.00	-	19,545,000.00	-	31,635,000.00	-	-	21,090,000.00	-	21,090,000.00	-	-	10,545,000.00				
MOOE SOCIAL PENSION	02-101101-2024-02-412	2/22/2024	21,090,000.00	-	10,545,000.00	-	31,635,000.00	21,090,000.00	-	10,545,000.00	-	31,635,000.00	-	-	21,090,000.00	-	21,090,000.00	-	-	10,545,000.00				
SOCIAL PENSION	2024-09-10249	9/4/2024	21,090,000.00	-	10,545,000.00	-	31,635,000.00	21,090,000.00	-	10,545,000.00	-	31,635,000.00	-	-	21,090,000.00	-	21,090,000.00	-	-	10,545,000.00				
Mutla			7,602,000.00	-	3,801,000.00	-	11,403,000.00	7,602,000.00	-	3,801,000.00	-	11,403,000.00	-	7,602,000.00	-	-	7,602,000.00	-	-	3,801,000.00				
MOOE SOCIAL PENSION	02-101101-2024-02-484	2/22/2024	7,602,000.00	-	3,801,000.00	-	11,403,000.00	7,602,000.00	-	3,801,000.00	-	11,403,000.00	-	-	7,602,000.00	-	7,602,000.00	-	-	3,801,000.00				
SOCIAL PENSION	2024-07-8314	7/30/2024	7,602,000.00	-	3,801,000.00	-	11,403,000.00	7,602,000.00	-	3,801,000.00	-	11,403,000.00	-	-	7,602,000.00	-	7,602,000.00	-	-	3,801,000.00				
Dablan																								
MOOE																								
Passiflor City			41,388,000.00	-	20,694,000.00	-	62,082,000.00	41,388,000.00	-	20,694,000.00	-	62,082,000.00	-	-	41,388,000.00	-	41,388,000.00	-	-	20,694,000.00				
MOOE SOCIAL PENSION	02-101101-2024-01-824	2/22/2024	41,388,000.00	-	20,694,000.00	-	62,082,000.00	41,388,000.00	-	20,694,000.00	-	62,082,000.00	-	-	41,388,000.00	-	41,388,000.00	-	-	20,694,000.00				
SOCIAL PENSION	2024-07-8314	30-04-2024	41,388,000.00	-	20,694,000.00	-	62,082,000.00	41,388,000.00	-	20,694,000.00	-	62,082,000.00	-	-	41,388,000.00	-	41,388,000.00	-	-	20,694,000.00				
Pavao			13,632,000.00	-	6,816,000.00	-	20,448,000.00	13,632,000.00	-	6,816,000.00	-	20,448,000.00	-	13,632,000.00	-	-	13,632,000.00	-	-	6,816,000.00				
MOOE SOCIAL PENSION	02-101101-2024-02-823	2/22/2024	13,632,000.00	-	6,816,000.00	-	20,448,000.00	13,632,000.00	-	6,816,000.00	-	20,448,000.00	-	-	13,632,000.00	-	13,632,000.00	-	-	6,816,000.00				
SOCIAL PENSION	2024-08-10079	9/27/2024	13,632,000.00	-	6,816,000.00	-	20,448,000.00	13,632,000.00	-	6,816,000.00	-	20,448,000.00	-	-	13,632,000.00	-	13,632,000.00	-	-	6,816,000.00				
Pitan			13,092,000.00	-	6,546,000.00	-	19,638,000.00	13,092,000.00	-	6,546,000.00	-	19,638,000.00	-	13,092,000.00	-	-	13,092,000.00	-	-	6,546,000.00				
MOOE SOCIAL PENSION	02-101101-2024-02-487	2/22/2024	13,092,000.00	-	6,546,000.00	-	19,638,000.00	13,092,000.00	-	6,546,000.00	-	19,638,000.00	-	-	13,092,000.00	-	13,092,000.00	-	-	6,546,000.00				
SOCIAL PENSION	2024-08-10485	9/6/2024	13,092,000.00	-	6,546,000.00	-	19,638,000.00	13,092,000.00	-	6,546,000.00	-	19,638,000.00	-	-	13,092,000.00	-	13,092,000.00	-	-	6,546,000.00				
Pitogo			13,972,000.00	-	14,816,954.25	-	27,588,954.25	13,972,000.00	-	14,816,954.25	-	27,588,954.25	-	13,972,000.00	-	-	13,972,000.00	-	-	14,816,954.25				
MOOE SOCIAL PENSION	2024-01-1255	3/2/2024	13,972,000.00	-	14,816,954.25	-	27,588,954.25	13,972,000.00	-	14,816,954.25	-	27,588,954.25	-	-	13,972,000.00	-	13,972,000.00	-	-	14,816,954.25				
SOCIAL PENSION	2024-09-10081	9/2/2024	13,972,000.00	-	14,816,954.25	-	27,588,954.25	13,972,000.00	-	14,816,954.25	-	27,588,954.25	-	-	13,972,000.00	-	13,972,000.00	-	-	14,816,954.25				
MOOE SOCIAL PENSION	2024-05-8740	8/28/2024	8,786,000.00	-	4,393,000.00	-	13,179,000.00	8,786,000.00	-	4,393,000.00	-	13,179,000.00	-	-	8,786,000.00	-	8,786,000.00	-	-	4,393,000.00				
MOOE SOCIAL PENSION	2024-05-8740	8/28/2024	8,786,000.00	-	4,393,000.00	-	13,179,000.00	8,786,000.00	-	4,393,000.00	-	13,179,000.00	-	-	8,786,000.00	-	8,786,000.00	-	-	4,393,000.00				
MOOE SOCIAL PENSION	2024-05-8739	8/28/2024	1,866,354.00	-	933,177.00	-	2,799,531.00	1,866,354.00	-	933,177.00	-	2,799,531.00	-	-	1,866,354.00	-	1,866,354.00	-	-	933,177.00				
MOOE SOCIAL PENSION	2024-05-8739	8/28/2024	1,866,354.00	-	933,177.00	-	2,799,531.00	1,866,354.00	-	933,177.00	-	2,799,531.00	-	-	1,866,354.00	-	1,866,354.00	-	-	933,177.00				
MOOE SOCIAL PENSION	2024-05-8741	8/28/2024	1,439,520.85	-	719,760.42	-	2,159,281.27	1,439,520.85	-	719,760.42	-	2,159,281.27	-	-	1,439,520.85	-	1,439,520.85	-	-	719,760.42				
MOOE SOCIAL PENSION	2024-05-8741	8/28/2024	1,439,520.85	-	719,760.42	-	2,159,281.27	1,439,520.85	-	719,760.42	-	2,159,281.27	-	-	1,439,520.85	-	1,439,520.85	-	-	719,760.42				
MOOE SOCIAL PENSION	2024-05-8742	8/28/2024	2,421,411.75	-	1,210,705.87	-	3,632,117.62	2,421,411.75	-	1,210,705.87	-	3,632,117.62	-	-	2,421,411.75	-	2,421,411.75	-	-	1,210,705.87				
MOOE SOCIAL PENSION	2024-05-8742	8/28/2024	2,421,411.75	-	1,210,705.87	-	3,632,117.62	2,421,411.75	-	1,210,705.87	-	3,632,117.62	-	-	2,421,411.75	-	2,421,411.75	-	-	1,210,705.87				
Polanco																								
MOOE																								
Rizal			10,656,000.00	-	5,328,000.00	-	15,984,000.00	10,656,000.00	-	5,328,000.00	-	15,984,000.00	-	10,656,000.00	-	-	10,656,000.00	-	-	5,328,000.00				
MOOE SOCIAL PENSION	2024-01-1430	3/7/2024	10,656,000.00	-	5,328,000.00	-	15,984,000.00	10,656,000.00	-	5,328,000.00	-	15,984,000.00	-	-	10,656,000.00	-	10,656,000.00	-	-	5,328,000.00				
SOCIAL PENSION	2024-07-8338	7/30/2024	10,656,000.00	-	5,328,000.00	-	15,984,000.00	10,656,000.00	-	5,328,000.00	-	15,984,000.00	-	-	10,656,000.00	-	10,656,000.00	-	-	5,328,000.00				
Roseller T. Lim			14,052,000.00	-	7,026,000.00	-	21,078,000.00	14,052,000.00	-	7,026,000.00	-	21,078,000.00	-	14,052,000.00	-	-	14,052,000.00	-	-	7,026,000.00				
MOOE SOCIAL PENSION	2024-01-1913	3/15/2024	14,052,000.00	-	7,026,000.00	-	21,078,000.00	14,052,000.00	-	7,026,000.00	-	21,078,000.00	-	-	14,052,000.00	-	14,052,000.00	-	-	7,026,000.00				
SOCIAL PENSION	2024-09-10250	9/4/2024	14,052,000.00	-	7,026,000.00	-	21,078,000.00	14,052,000.00	-	7,026,000.00	-	21,078,000.00	-	-	14,052,000.00	-	14,052,000.00	-	-	7,026,000.00				
Sabico			16,932,000.00	-	8,466,000.00	-	25,398,000.00	16,932,000.00	-	8,466,000.00	-	25,398,000.00	-	16,932,000.00	-	-	16,932,000.00	-	-	8,466,000.00				
MOOE SOCIAL PENSION	02-101101-2024-02-493	2/22/2024	16,932,000.00	-	8,466,000.00	-	25,398,000.00	16,932,000.00	-	8,466,000.00	-	25,398,000.00	-	-	16,932,000.00	-	16,932,000.00	-	-	8,466,000.00				
SOCIAL PENSION	2024-09-10296	9/5/2024	16,932,000.00	-	8,466,000.00	-	25,398,000.00	16,932,000.00	-	8,466,000.00	-	25,398,000.00	-	-	16,932,000.00	-	16,932,000.00	-	-	8,466,000.00				
San Miguel																								
MOOE																								
San Pablo			12,300,000.00	-	-	-	12,300,000.00	12,300,000.00	-	-	-	12,300,000.00	-	-	-	-	12,300,000.00	-	-	-				
MOOE			12,300,000.00	-	-	-	12,300,000.00	12,300,000.00	-	-	-	12,300,000.00	-	-	-	-	12,300,000.00	-	-	-				

Implementing Agencies and Projects	Obligations							Disbursements (Funds Transferred To)					Liquidations					Unpaid Obligations	Unliquidated Fund Transfers	
	Obligation Request and Status		1st Quarter ending March 31	2nd Quarter ending June 30	3rd Quarter ending Sept. 30	4th Quarter ending Dec. 31	Total	1st Quarter ending March 31	2nd Quarter ending June 30	3rd Quarter ending Sept. 30	4th Quarter ending Dec. 31	Total	1st Quarter ending March 31	2nd Quarter ending June 30	3rd Quarter ending Sept. 30	4th Quarter ending Dec. 31	Total			
	Number	Date																		
1	2	3	4	5	6	7	8 = (4+5+6+7)	9	10	11	12	13 = (9+10+11+12)	14	15	16	17	18 = (14+15+16+17)	19 = (8-13)	20 = (13 - 18)	
SOCIAL PENSION	2024-01-1427	3/7/2024	12,300,000.00	-	-	-	12,300,000.00	-	12,300,000.00	-	-	12,300,000.00	-	-	12,300,000.00	-	-	-	-	-
Berain Omaha			17,468,000.00	-	8,703,000.00	-	26,190,000.00	17,468,000.00	-	8,703,000.00	-	26,190,000.00	-	17,468,000.00	-	-	17,468,000.00	-	8,703,000.00	
MOOE			17,468,000.00	-	8,703,000.00	-	26,190,000.00	17,468,000.00	-	8,703,000.00	-	26,190,000.00	-	17,468,000.00	-	-	17,468,000.00	-	8,703,000.00	
SOCIAL PENSION	2024-01-680	2/23/2024	17,406,000.00	-	-	-	17,406,000.00	-	-	-	-	17,406,000.00	-	-	-	-	-	-	-	
SOCIAL PENSION	2024-07-8316	7/30/2024	17,406,000.00	-	-	-	17,406,000.00	-	-	-	-	17,406,000.00	-	-	-	-	-	-	-	
Bliz			17,406,000.00	-	-	-	17,406,000.00	-	-	-	-	17,406,000.00	-	-	-	-	-	-	-	
MOOE			17,406,000.00	-	-	-	17,406,000.00	-	-	-	-	17,406,000.00	-	-	-	-	-	-	-	
Blizan			16,772,000.00	-	7,386,000.00	-	24,158,000.00	16,772,000.00	-	7,386,000.00	-	24,158,000.00	-	16,772,000.00	-	-	14,772,000.00	-	7,386,000.00	
MOOE			16,772,000.00	-	7,386,000.00	-	24,158,000.00	16,772,000.00	-	7,386,000.00	-	24,158,000.00	-	16,772,000.00	-	-	14,772,000.00	-	7,386,000.00	
SOCIAL PENSION	02-10-101-2024-02-888	2/22/2024	14,772,000.00	-	-	-	14,772,000.00	-	-	-	-	14,772,000.00	-	-	-	-	-	-	-	
SOCIAL PENSION	2024-07-8317	7/30/2024	14,772,000.00	-	-	-	14,772,000.00	-	-	-	-	14,772,000.00	-	-	-	-	-	-	-	
Blizna			16,322,000.00	-	7,811,000.00	-	24,133,000.00	16,322,000.00	-	7,811,000.00	-	24,133,000.00	-	16,322,000.00	-	-	15,222,000.00	-	7,811,000.00	
MOOE			16,322,000.00	-	7,811,000.00	-	24,133,000.00	16,322,000.00	-	7,811,000.00	-	24,133,000.00	-	16,322,000.00	-	-	15,222,000.00	-	7,811,000.00	
SOCIAL PENSION	2024-01-1380	3/6/2024	15,222,000.00	-	-	-	15,222,000.00	-	-	-	-	15,222,000.00	-	-	-	-	-	-	-	
SOCIAL PENSION	2024-09-10432	9/8/2024	15,222,000.00	-	-	-	15,222,000.00	-	-	-	-	15,222,000.00	-	-	-	-	-	-	-	
Blizna			13,506,000.00	-	6,783,000.00	-	20,289,000.00	13,506,000.00	-	6,783,000.00	-	20,289,000.00	-	13,506,000.00	-	-	13,006,000.00	-	6,783,000.00	
MOOE			13,506,000.00	-	6,783,000.00	-	20,289,000.00	13,506,000.00	-	6,783,000.00	-	20,289,000.00	-	13,506,000.00	-	-	13,006,000.00	-	6,783,000.00	
SOCIAL PENSION	02-10-101-2024-02-883	2/22/2024	13,006,000.00	-	-	-	13,006,000.00	-	-	-	-	13,006,000.00	-	-	-	-	-	-	-	
SOCIAL PENSION	02-10-101-2024-07-8186	7/29/2024	13,006,000.00	-	-	-	13,006,000.00	-	-	-	-	13,006,000.00	-	-	-	-	-	-	-	
Blizna			43,802,000.00	-	21,951,000.00	-	65,853,000.00	43,802,000.00	-	21,951,000.00	-	65,853,000.00	-	43,146,000.00	-	-	43,146,000.00	-	21,951,000.00	
MOOE			43,802,000.00	-	21,951,000.00	-	65,853,000.00	43,802,000.00	-	21,951,000.00	-	65,853,000.00	-	43,146,000.00	-	-	43,146,000.00	-	21,951,000.00	
SOCIAL PENSION	02-10-101-2024-02-894	2/22/2024	43,802,000.00	-	-	-	43,802,000.00	-	-	-	-	43,802,000.00	-	-	-	-	-	-	-	
SOCIAL PENSION	2024-07-8953	8/5/2024	43,802,000.00	-	-	-	43,802,000.00	-	-	-	-	43,802,000.00	-	-	-	-	-	-	-	
Blizna			18,738,000.00	-	9,369,000.00	-	28,107,000.00	18,738,000.00	-	9,369,000.00	-	28,107,000.00	-	18,738,000.00	-	-	18,738,000.00	-	9,369,000.00	
MOOE			18,738,000.00	-	9,369,000.00	-	28,107,000.00	18,738,000.00	-	9,369,000.00	-	28,107,000.00	-	18,738,000.00	-	-	18,738,000.00	-	9,369,000.00	
SOCIAL PENSION	2024-01-7259	3/5/2024	18,738,000.00	-	-	-	18,738,000.00	-	-	-	-	18,738,000.00	-	-	-	-	-	-	-	
SOCIAL PENSION	2024-08-8808	8/7/2024	18,738,000.00	-	-	-	18,738,000.00	-	-	-	-	18,738,000.00	-	-	-	-	-	-	-	
Blizna			8,958,000.00	-	4,479,000.00	-	13,437,000.00	8,958,000.00	-	4,479,000.00	-	13,437,000.00	-	8,958,000.00	-	-	8,958,000.00	-	4,479,000.00	
MOOE			8,958,000.00	-	4,479,000.00	-	13,437,000.00	8,958,000.00	-	4,479,000.00	-	13,437,000.00	-	8,958,000.00	-	-	8,958,000.00	-	4,479,000.00	
SOCIAL PENSION	02-10-101-2024-02-899	2/22/2024	8,958,000.00	-	-	-	8,958,000.00	-	-	-	-	8,958,000.00	-	-	-	-	-	-	-	
SOCIAL PENSION	2024-09-10224	9/4/2024	8,958,000.00	-	-	-	8,958,000.00	-	-	-	-	8,958,000.00	-	-	-	-	-	-	-	
Bomnot			8,490,000.00	-	4,245,000.00	-	12,735,000.00	8,490,000.00	-	4,245,000.00	-	12,735,000.00	-	8,490,000.00	-	-	8,490,000.00	-	4,245,000.00	
MOOE			8,490,000.00	-	4,245,000.00	-	12,735,000.00	8,490,000.00	-	4,245,000.00	-	12,735,000.00	-	8,490,000.00	-	-	8,490,000.00	-	4,245,000.00	
SOCIAL PENSION	2024-01-1431	3/7/2024	8,490,000.00	-	-	-	8,490,000.00	-	-	-	-	8,490,000.00	-	-	-	-	-	-	-	
SOCIAL PENSION	2024-08-8883	8/26/2024	8,490,000.00	-	-	-	8,490,000.00	-	-	-	-	8,490,000.00	-	-	-	-	-	-	-	
Tabitax			13,872,000.00	-	6,786,000.00	-	20,658,000.00	13,872,000.00	-	6,786,000.00	-	20,658,000.00	-	13,872,000.00	-	-	13,872,000.00	-	6,786,000.00	
MOOE			13,872,000.00	-	6,786,000.00	-	20,658,000.00	13,872,000.00	-	6,786,000.00	-	20,658,000.00	-	13,872,000.00	-	-	13,872,000.00	-	6,786,000.00	
SOCIAL PENSION	2024-01-1208	3/5/2024	13,872,000.00	-	-	-	13,872,000.00	-	-	-	-	13,872,000.00	-	-	-	-	-	-	-	
SOCIAL PENSION	2024-09-10297	9/5/2024	13,872,000.00	-	-	-	13,872,000.00	-	-	-	-	13,872,000.00	-	-	-	-	-	-	-	
Tabitax			7,464,286.35	-	7,464,286.35	-	14,928,572.70	7,464,286.35	-	7,464,286.35	-	14,928,572.70	-	7,464,286.35	-	-	7,464,286.35	-	7,464,286.35	
MOOE			7,464,286.35	-	7,464,286.35	-	14,928,572.70	7,464,286.35	-	7,464,286.35	-	14,928,572.70	-	7,464,286.35	-	-	7,464,286.35	-	7,464,286.35	
KC KXB	02-10-101-2024-05-6854	02/7/2024	3,199,958.03	-	-	-	3,199,958.03	-	-	-	-	3,199,958.03	-	-	-	-	-	-	-	
KC KXB	02-10-101-2024-05-6855	02/7/2024	3,598,086.17	-	-	-	3,598,086.17	-	-	-	-	3,598,086.17	-	-	-	-	-	-	-	
KC KXB	2024-05-6683	02/7/2024	869,252.15	-	-	-	869,252.15	-	-	-	-	869,252.15	-	-	-	-	-	-	-	
Tambula			654,281.90	-	654,281.90	-	1,308,563.80	654,281.90	-	654,281.90	-	1,308,563.80	-	654,281.90	-	-	654,281.90	-	654,281.90	
MOOE			654,281.90	-	654,281.90	-	1,308,563.80	654,281.90	-	654,281.90	-	1,308,563.80	-	654,281.90	-	-	654,281.90	-	654,281.90	
Tambula			11,292,000.00	-	5,646,000.00	-	16,938,000.00	11,292,000.00	-	5,646,000.00	-	16,938,000.00	-	11,292,000.00	-	-	11,292,000.00	-	5,646,000.00	
MOOE			11,292,000.00	-	5,646,000.00	-	16,938,000.00	11,292,000.00	-	5,646,000.00	-	16,938,000.00	-	11,292,000.00	-	-	11,292,000.00	-	5,646,000.00	
SOCIAL PENSION	02-10-101-2024-02-890	2/22/2024	11,292,000.00	-	-	-	11,292,000.00	-	-	-	-	11,292,000.00	-	-	-	-	-	-	-	
SOCIAL PENSION	2024-08-8805	8/7/2024	11,292,000.00	-	-	-	11,292,000.00	-	-	-	-	11,292,000.00	-	-	-	-	-	-	-	
Tlahco			9,012,000.00	-	4,506,000.00	-	13,518,000.00	9,012,000.00	-	4,506,000.00	-	13,518,000.00	-	9,012,000.00	-	-	9,012,000.00	-	4,506,000.00	
MOOE			9,012,000.00	-	4,506,000.00	-	13,518,000.00	9,012,000.00	-	4,506,000.00	-	13,518,000.00	-	9,012,000.00	-	-	9,012,000.00	-	4,506,000.00	

Implementing Agencies and Projects	Obligations						Disbursements (Funds Transferred To)					Liquidations					Unpaid Obligations	Unliquidated Fund Transfers		
	Obligation Request and Status		1st Quarter ending March 31	2nd Quarter ending June 30	3rd Quarter ending Sept. 30	4th Quarter ending Dec. 31	Total	1st Quarter ending March 31	2nd Quarter ending June 30	3rd Quarter ending Sept. 30	4th Quarter ending Dec. 31	Total	1st Quarter ending March 31	2nd Quarter ending June 30	3rd Quarter ending Sept. 30	4th Quarter ending Dec. 31			Total	
	Number	Date																		
1	2	3	4	5	6	7	8 = (4+5+6+7)	9	10	11	12	13 = (9+10+11+12)	14	15	16	17	18 = (14+15+16+17)	19 = (8-13)	20 = (13 - 18)	
SOCIAL PENSION	2024-01-1428	3/7/2024	9,012,000.00		4,306,000.00		9,012,000.00		9,012,000.00									-	-	8,012,000.00
SOCIAL PENSION	2024-08-10292	9/4/2024					4,506,000.00			4,506,000.00								-	-	4,506,000.00
Total			21,216,000.00		10,808,000.00		31,824,000.00	21,216,000.00		10,808,000.00		31,824,000.00		21,216,000.00				21,216,000.00		10,808,000.00
MOOE			21,216,000.00		10,808,000.00		31,824,000.00	21,216,000.00		10,808,000.00		31,824,000.00		21,216,000.00				21,216,000.00		10,808,000.00
SOCIAL PENSION	02-101101-2024-02-397	2/2/2024	21,216,000.00		10,808,000.00		31,824,000.00	21,216,000.00		10,808,000.00		31,824,000.00		21,216,000.00				21,216,000.00		10,808,000.00
SOCIAL PENSION	2024-07-8486	8/2/2024					10,808,000.00			10,808,000.00		10,808,000.00								10,808,000.00
Total																				
MOOE																				
SOCIAL PENSION			13,388,000.00		200,000.00		13,588,000.00	13,388,000.00		200,000.00		13,588,000.00								13,588,000.00
SOCIAL PENSION	2024-01-1359	3/6/2024	13,388,000.00				13,388,000.00	13,388,000.00				13,388,000.00								13,388,000.00
BCDA	2024-08-10290	9/5/2024			200,000.00		200,000.00			200,000.00		200,000.00								200,000.00
Total			13,388,000.00		200,000.00		13,588,000.00	13,388,000.00		200,000.00		13,588,000.00								13,588,000.00
MOOE																				
SOCIAL PENSION																				
BCDA																				
GRAND TOTAL			886,342,000.00	35,382,000.00	415,107,835.00		1,335,801,835.00	714,788,000.00	205,938,000.00	414,413,360.93		1,335,107,360.93		448,832,000.00	437,880,000.00			886,912,000.00	894,474.67	449,195,360.93
PS																				
MOOE																				
FE																				
OD																				

XANTHI ROMELDA J. VALLECER
 Head, Budget Section
 Date:

RODINA GRACE E. SUGABO
 Head, Accounting Section
 Date:

RIDUAN F. HADJIMURDIN, CESO III
 Regional Director
 Date:

STATEMENT OF OBLIGATIONS, DISBURSEMENTS, LIQUIDATIONS AND BALANCES for INTER-AGENCY FUND TRANSFERS
As of the Quarter Ending September 30, 2024

FAR 1-C

Department: Department of Social Welfare and Development
Field Office 10
Operating Unit : All
Organization Code (UACS): 20001000000
Funding Source Code: 01 Regular Agency Fund

X	Current Year Appropriations
	Supplemental Appropriations
	Continuing Appropriations

Implementing Agencies and Projects	Obligation Request and Status		Obligations				Disbursements (Funds Transferred To)				Unpaid Obligations				Unliquidated Fund Transfers	
	Status		1st Quarter ending	2nd Quarter	3rd Quarter ending	Total	1st Quarter ending	2nd Quarter	3rd Quarter ending	Total	1st Quarter ending	2nd Quarter	3rd Quarter	Total		
	Number	Date	March 31	ending June 30	Sept. 30		March 31	ending June 30	Sept. 30		March 31	ending June 30	ending Sept. 30			
LGU- MEDINA, MIS OR			1,500,000.00	-	8,500,000.00	8,000,000.00	1,500,000.00	-	8,500,000.00	8,000,000.00	-	1,448,509.19	54,490.81	1,500,000.00	-	6,500,000.00
MOOE			1,500,000.00	-	8,500,000.00	8,000,000.00	1,500,000.00	-	8,500,000.00	8,000,000.00	-	1,448,509.19	54,490.81	1,500,000.00	-	6,500,000.00
AICB	391	2/5/2024	1,500,000.00	-	-	1,500,000.00	1,500,000.00	-	-	1,500,000.00	-	1,448,509.19	54,490.81	1,500,000.00	-	-
AICB	8528	7/15/2024	-	-	1,500,000.00	1,500,000.00	-	-	1,500,000.00	1,500,000.00	-	-	-	-	-	1,500,000.00
AKAP	8697	7/17/2024	-	-	8,000,000.00	8,000,000.00	-	-	8,000,000.00	8,000,000.00	-	-	-	-	-	8,000,000.00
LGU-SUMILAO, BUKIDNON			1,510,000.00	-	-	1,510,000.00	1,510,000.00	-	-	1,510,000.00	-	-	-	-	-	1,510,000.00
MOOE			1,510,000.00	-	-	1,510,000.00	1,510,000.00	-	-	1,510,000.00	-	-	-	-	-	1,510,000.00
AICB	863	2/13/2024	1,510,000.00	-	-	1,510,000.00	1,510,000.00	-	-	1,510,000.00	-	-	-	-	-	1,510,000.00
PROVINCIAL GOVERNMENT OF CAGAYAN			79,997,821.98	-	-	79,997,821.98	79,997,821.98	-	-	79,997,821.98	-	88,000,021.75	1,344,591.58	89,344,613.31	-	20,653,208.85
MOOE			79,997,821.98	-	-	79,997,821.98	79,997,821.98	-	-	79,997,821.98	-	88,000,021.75	1,344,591.58	89,344,613.31	-	20,653,208.85
AICB	850	2/14/2024	79,997,821.98	-	-	79,997,821.98	79,997,821.98	-	-	79,997,821.98	-	88,000,021.75	1,344,591.58	89,344,613.31	-	20,653,208.85
LGU-JIMENEZ, MIS OCC			500,000.00	-	-	500,000.00	500,000.00	-	-	500,000.00	-	-	463,140.88	463,140.88	-	36,859.32
MOOE			500,000.00	-	-	500,000.00	500,000.00	-	-	500,000.00	-	-	463,140.88	463,140.88	-	36,859.32
AICB	810	2/19/2024	500,000.00	-	-	500,000.00	500,000.00	-	-	500,000.00	-	-	463,140.88	463,140.88	-	36,859.32
CITY GOVERNMENT OF OZAMIZ, MIS OCC			18,000,000.00	-	-	18,000,000.00	18,000,000.00	-	-	18,000,000.00	-	-	-	-	-	18,000,000.00
MOOE			18,000,000.00	-	-	18,000,000.00	18,000,000.00	-	-	18,000,000.00	-	-	-	-	-	18,000,000.00
AICB	1601	3/13/2024	18,000,000.00	-	-	18,000,000.00	18,000,000.00	-	-	18,000,000.00	-	-	-	-	-	18,000,000.00
LGU-TALISAYAN, MIS OR			-	1,500,000.00	5,000,000.00	6,500,000.00	-	1,500,000.00	5,000,000.00	6,500,000.00	-	-	-	-	-	6,500,000.00
MOOE			-	1,500,000.00	5,000,000.00	6,500,000.00	-	1,500,000.00	5,000,000.00	6,500,000.00	-	-	-	-	-	6,500,000.00
AICB	2702	4/12/2024	0.00	1,500,000.00	-	1,500,000.00	-	1,500,000.00	-	1,500,000.00	-	-	-	-	-	1,500,000.00
AKAP	7569	8/13/2024	0.00	-	5,000,000.00	5,000,000.00	-	-	5,000,000.00	5,000,000.00	-	-	-	-	-	5,000,000.00
LGU - DON CARLOS, BUKIDNON			-	2,500,000.00	12,690,000.00	15,190,000.00	-	2,500,000.00	12,690,000.00	15,190,000.00	-	-	-	-	-	15,190,000.00
MOOE			-	2,500,000.00	12,690,000.00	15,190,000.00	-	2,500,000.00	12,690,000.00	15,190,000.00	-	-	-	-	-	15,190,000.00
AICB	3000	4/24/2024	0.00	2,500,000.00	-	2,500,000.00	-	2,500,000.00	-	2,500,000.00	-	-	-	-	-	2,500,000.00
SOCPEN	8177	9/10/2024	-	-	12,690,000.00	12,690,000.00	-	-	12,690,000.00	12,690,000.00	-	-	-	-	-	12,690,000.00
LGU - LINAMON, LDN			-	1,000,000.00	-	1,000,000.00	-	1,000,000.00	-	1,000,000.00	-	-	-	-	-	1,000,000.00
MOOE			-	1,000,000.00	-	1,000,000.00	-	1,000,000.00	-	1,000,000.00	-	-	-	-	-	1,000,000.00
AICB	3208	4/26/2024	0.00	1,000,000.00	-	1,000,000.00	-	1,000,000.00	-	1,000,000.00	-	-	-	-	-	1,000,000.00
LGU - CABANGLASAN, BUKIDNON			-	3,700,000.00	8,982,000.00	12,682,000.00	-	3,700,000.00	8,982,000.00	12,682,000.00	-	-	-	-	-	12,682,000.00
MOOE			-	3,700,000.00	8,982,000.00	12,682,000.00	-	3,700,000.00	8,982,000.00	12,682,000.00	-	-	-	-	-	12,682,000.00
AICB	3273	4/29/2024	0.00	3,700,000.00	-	3,700,000.00	-	3,700,000.00	-	3,700,000.00	-	-	-	-	-	3,700,000.00
SOCPEN	7946	9/2/2024	-	-	8,982,000.00	8,982,000.00	-	-	8,982,000.00	8,982,000.00	-	-	-	-	-	8,982,000.00
LGU - IMPASUG-ONG, BUKIDNON			-	3,700,000.00	-	3,700,000.00	-	3,700,000.00	-	3,700,000.00	-	-	-	-	-	3,700,000.00
MOOE			-	3,700,000.00	-	3,700,000.00	-	3,700,000.00	-	3,700,000.00	-	-	-	-	-	3,700,000.00
AICB	3855	5/13/2024	0.00	3,700,000.00	-	3,700,000.00	-	3,700,000.00	-	3,700,000.00	-	-	-	-	-	3,700,000.00
LGU - QUEZON, BUKIDNON			-	3,500,000.00	15,288,000.00	18,788,000.00	-	-	18,788,000.00	18,788,000.00	-	-	-	-	-	18,788,000.00
MOOE			-	3,500,000.00	15,288,000.00	18,788,000.00	-	-	18,788,000.00	18,788,000.00	-	-	-	-	-	18,788,000.00
AICB	3856	5/13/2024	0.00	3,500,000.00	-	3,500,000.00	-	-	3,500,000.00	3,500,000.00	-	-	-	-	-	3,500,000.00
SOCPEN	7943	9/2/2024	0.00	-	15,288,000.00	15,288,000.00	-	-	15,288,000.00	15,288,000.00	-	-	-	-	-	15,288,000.00

Implementing Agencies and Projects	Obligation Request and Status		Obligations				Disbursements (Funds Transferred To)				Unliquidated Obligations				Unpaid Obligations	Unliquidated Fund Transfers
	Number	Date	1st Quarter ending	2nd Quarter ending	3rd Quarter ending	Total	1st Quarter ending	2nd Quarter ending	3rd Quarter ending	Total	1st Quarter ending	2nd Quarter ending	3rd Quarter ending	Total		
			March 31	June 30	Sept. 30		March 31	June 30	Sept. 30		March 31	June 30	Sept. 30			
PROVINCIAL GOVERNMENT OF MIS OCC			-	38,487,000.00	-	38,487,000.00	-	38,487,000.00	-	38,487,000.00	-	-	-	-	-	38,487,000.00
MOOE			-	38,487,000.00	-	38,487,000.00	-	38,487,000.00	-	38,487,000.00	-	-	-	-	-	38,487,000.00
AICS	4504	5/27/2024	0.00	38,487,000.00	-	38,487,000.00	-	38,487,000.00	-	38,487,000.00	-	-	-	-	-	38,487,000.00
LGU - CATARMAN, CAMIGUIN			-	1,170,000.00	20,956,000.00	22,126,000.00	-	1,170,000.00	19,956,000.00	21,126,000.00	-	-	-	-	1,000,000.00	21,126,000.00
MOOE			-	1,170,000.00	20,956,000.00	22,126,000.00	-	1,170,000.00	19,956,000.00	21,126,000.00	-	-	-	-	1,000,000.00	21,126,000.00
BFP	4213	5/22/2024	0.00	1,170,000.00	-	1,170,000.00	-	1,170,000.00	-	1,170,000.00	-	-	-	-	-	1,170,000.00
KC KKB CDD	5111	6/11/2024	-	-	10,000,000.00	10,000,000.00	-	-	9,000,000.00	9,000,000.00	-	-	-	-	1,000,000.00	9,000,000.00
SOCPEN	7947	9/2/2024	-	-	10,956,000.00	10,956,000.00	-	-	10,956,000.00	10,956,000.00	-	-	-	-	-	10,956,000.00
LGU - QUINBILBAN, CAMIGUIN			-	608,400.00	-	608,400.00	-	608,400.00	-	608,400.00	-	-	-	-	-	608,400.00
MOOE			-	608,400.00	-	608,400.00	-	608,400.00	-	608,400.00	-	-	-	-	-	608,400.00
BFP	4214	5/22/2024	0.00	608,400.00	-	608,400.00	-	608,400.00	-	608,400.00	-	-	-	-	-	608,400.00
LGU - BAGAY, CAMIGUIN			-	945,000.00	-	945,000.00	-	945,000.00	-	945,000.00	-	-	-	-	-	945,000.00
MOOE			-	945,000.00	-	945,000.00	-	945,000.00	-	945,000.00	-	-	-	-	-	945,000.00
BFP	4215	5/22/2024	0.00	945,000.00	-	945,000.00	-	945,000.00	-	945,000.00	-	-	-	-	-	945,000.00
LGU - MAMBAJAO, CAMIGUIN			-	1,440,000.00	-	1,440,000.00	-	1,440,000.00	-	1,440,000.00	-	-	-	-	-	1,440,000.00
MOOE			-	1,440,000.00	-	1,440,000.00	-	1,440,000.00	-	1,440,000.00	-	-	-	-	-	1,440,000.00
BFP	5019	6/7/2024	0.00	1,440,000.00	-	1,440,000.00	-	1,440,000.00	-	1,440,000.00	-	-	-	-	-	1,440,000.00
LGU - MAHINOG, CAMIGUIN			-	874,800.00	7,734,000.00	8,608,800.00	-	874,800.00	7,734,000.00	8,608,800.00	-	-	-	-	-	8,608,800.00
MOOE			-	874,800.00	7,734,000.00	8,608,800.00	-	874,800.00	7,734,000.00	8,608,800.00	-	-	-	-	-	8,608,800.00
BFP	5018	6/7/2024	0.00	874,800.00	-	874,800.00	-	874,800.00	-	874,800.00	-	-	-	-	-	874,800.00
SOCPEN	7949	9/2/2024	-	-	7,734,000.00	7,734,000.00	-	-	7,734,000.00	7,734,000.00	-	-	-	-	-	7,734,000.00
LGU - OROQUIETA, MIS OCC			-	6,000,000.00	-	6,000,000.00	-	1,189,361.76	4,773,117.28	5,962,479.04	-	-	127,670.02	127,670.02	37,520.96	6,034,809.02
MOOE			-	6,000,000.00	-	6,000,000.00	-	1,189,361.76	4,773,117.28	5,962,479.04	-	-	127,670.02	127,670.02	37,520.96	6,034,809.02
KC PAMANA IP CDD	4783	5/31/2024	0.00	6,000,000.00	-	6,000,000.00	-	1,189,361.76	4,773,117.28	5,962,479.04	-	-	127,670.02	127,670.02	37,520.96	6,034,809.02
LGU - OROQUIETA, MIS OCC			-	6,000,000.00	-	6,000,000.00	-	3,568,085.28	2,386,558.64	5,954,643.92	-	-	144,177.08	144,177.08	45,356.08	6,104,465.84
MOOE			-	6,000,000.00	-	6,000,000.00	-	3,568,085.28	2,386,558.64	5,954,643.92	-	-	144,177.08	144,177.08	45,356.08	6,104,465.84
KC PAMANA IP CDD	4782	5/31/2024	0.00	6,000,000.00	-	6,000,000.00	-	3,568,085.28	2,386,558.64	5,954,643.92	-	-	144,177.08	144,177.08	45,356.08	6,104,465.84
LGU - MAGSAYSAY, MIS OR			-	-	5,000,000.00	5,000,000.00	-	-	5,000,000.00	5,000,000.00	-	-	-	-	-	5,000,000.00
MOOE			-	-	5,000,000.00	5,000,000.00	-	-	5,000,000.00	5,000,000.00	-	-	-	-	-	5,000,000.00
AKAP	7504	08/08/24	0.00	-	5,000,000.00	5,000,000.00	-	-	5,000,000.00	5,000,000.00	-	-	-	-	-	5,000,000.00
LGU - BINJANGAN, MIS OR			-	-	5,000,000.00	5,000,000.00	-	-	-	-	-	-	-	-	5,000,000.00	-
MOOE			-	-	5,000,000.00	5,000,000.00	-	-	-	-	-	-	-	-	5,000,000.00	-
AKAP	7667	09/06/24	0.00	-	5,000,000.00	5,000,000.00	-	-	-	-	-	-	-	-	5,000,000.00	-
LGU - MALITBAG, BUKIDNON			-	-	13,800,000.00	13,800,000.00	-	-	13,050,000.00	13,050,000.00	-	-	-	-	750,000.00	13,050,000.00
MOOE			-	-	13,800,000.00	13,800,000.00	-	-	13,050,000.00	13,050,000.00	-	-	-	-	750,000.00	13,050,000.00
KC KKB CDD	5106	06/13/24	-	-	7,500,000.00	7,500,000.00	-	-	6,750,000.00	6,750,000.00	-	-	-	-	750,000.00	6,750,000.00
AICS	6527	07/15/24	0.00	-	6,300,000.00	6,300,000.00	-	-	6,300,000.00	6,300,000.00	-	-	-	-	-	6,300,000.00
PROVINCIAL GOVERNMENT OF MIS OR			-	-	10,000,000.00	10,000,000.00	-	-	10,000,000.00	10,000,000.00	-	-	-	-	-	10,000,000.00
MOOE			-	-	10,000,000.00	10,000,000.00	-	-	10,000,000.00	10,000,000.00	-	-	-	-	-	10,000,000.00
AICS	6528	07/15/24	0.00	-	10,000,000.00	10,000,000.00	-	-	10,000,000.00	10,000,000.00	-	-	-	-	-	10,000,000.00
MTO - DAMULOG, BUKIDNON			-	-	10,860,000.00	10,860,000.00	-	-	10,860,000.00	10,860,000.00	-	-	-	-	-	10,860,000.00
MOOE			-	-	10,860,000.00	10,860,000.00	-	-	10,860,000.00	10,860,000.00	-	-	-	-	-	10,860,000.00
SOCPEN	7940	09/02/24	0.00	-	10,860,000.00	10,860,000.00	-	-	10,860,000.00	10,860,000.00	-	-	-	-	-	10,860,000.00

Implementing Agencies and Projects	Obligations				Disbursements (Funds Transferred To)				Liquidations				Unpaid Obligations	Unliquidated Fund Transfers		
	Obligation Request and Status		1st Quarter ending March 31	2nd Quarter ending June 30	3rd Quarter ending Sept. 30	Total	1st Quarter ending March 31	2nd Quarter ending June 30	3rd Quarter ending Sept. 30	Total	1st Quarter ending March 31	2nd Quarter ending June 30			3rd Quarter ending Sept. 30	Total
	Number	Date														
MTO - LUGAIT, MIS OR MOOE SOCPEN	7941	09/02/24	- - 0.00	- - 0.00	8,454,000.00 8,454,000.00 8,454,000.00	8,454,000.00 8,454,000.00 8,454,000.00	- - -	- - -	8,454,000.00 8,454,000.00 8,454,000.00	8,454,000.00 8,454,000.00 8,454,000.00	- - -	- - -	- - -	- - -	8,484,000.00 8,454,000.00 8,454,000.00	
MTO - VILLANUEVA, MIS OR MOOE SOCPEN	7942	09/02/24	- - 0.00	- - 0.00	13,278,000.00 13,278,000.00 13,278,000.00	13,278,000.00 13,278,000.00 13,278,000.00	- - -	- - -	13,278,000.00 13,278,000.00 13,278,000.00	13,278,000.00 13,278,000.00 13,278,000.00	- - -	- - -	- - -	- - -	13,278,000.00 13,278,000.00 13,278,000.00	
MTO - LANTAPAN, BUKIDNON MOOE SOCPEN	7944	09/02/24	- - 0.00	- - 0.00	12,204,000.00 12,204,000.00 12,204,000.00	12,204,000.00 12,204,000.00 12,204,000.00	- - -	- - -	12,204,000.00 12,204,000.00 12,204,000.00	12,204,000.00 12,204,000.00 12,204,000.00	- - -	- - -	- - -	- - -	12,204,000.00 12,204,000.00 12,204,000.00	
MTO - KIBAWEL, BUKIDNON MOOE SOCPEN	7945	09/02/24	- - 0.00	- - 0.00	14,676,000.00 14,676,000.00 14,676,000.00	14,676,000.00 14,676,000.00 14,676,000.00	- - -	- - -	14,676,000.00 14,676,000.00 14,676,000.00	14,676,000.00 14,676,000.00 14,676,000.00	- - -	- - -	- - -	- - -	14,676,000.00 14,676,000.00 14,676,000.00	
MTO - INITAO, MIS OR MOOE SOCPEN	7948	09/02/24	- - 0.00	- - 0.00	17,808,000.00 17,808,000.00 17,808,000.00	17,808,000.00 17,808,000.00 17,808,000.00	- - -	- - -	17,808,000.00 17,808,000.00 17,808,000.00	17,808,000.00 17,808,000.00 17,808,000.00	- - -	- - -	- - -	- - -	17,808,000.00 17,808,000.00 17,808,000.00	
MTO - BALINGOAN, MIS OR MOOE SOCPEN	7950	09/02/24	- - 0.00	- - 0.00	5,316,000.00 5,316,000.00 5,316,000.00	5,316,000.00 5,316,000.00 5,316,000.00	- - -	- - -	5,316,000.00 5,316,000.00 5,316,000.00	5,316,000.00 5,316,000.00 5,316,000.00	- - -	- - -	- - -	- - -	5,316,000.00 5,316,000.00 5,316,000.00	
MTO - BALINGASAG, MIS OR MOOE SOCPEN	7951	09/02/24	- - 0.00	- - 0.00	29,520,000.00 29,520,000.00 29,520,000.00	29,520,000.00 29,520,000.00 29,520,000.00	- - -	- - -	29,520,000.00 29,520,000.00 29,520,000.00	29,520,000.00 29,520,000.00 29,520,000.00	- - -	- - -	- - -	- - -	29,520,000.00 29,520,000.00 29,520,000.00	
LGU - VALENCIA, BUKIDNON MOOE KC KKB CDD	5110	06/11/24	- - 0.00	- - 0.00	5,000,000.00 5,000,000.00 5,000,000.00	5,000,000.00 5,000,000.00 5,000,000.00	- - -	- - -	4,500,000.00 4,500,000.00 4,500,000.00	4,500,000.00 4,500,000.00 4,500,000.00	- - -	- - -	- - -	500,000.00 500,000.00 500,000.00	4,500,000.00 4,500,000.00 4,500,000.00	
LGU - TUBOD, LDN MOOE KC KKB CDD	5112	06/11/24	- - 0.00	- - 0.00	5,000,000.00 5,000,000.00 5,000,000.00	5,000,000.00 5,000,000.00 5,000,000.00	- - -	- - -	4,500,000.00 4,500,000.00 4,500,000.00	4,500,000.00 4,500,000.00 4,500,000.00	- - -	- - -	- - -	500,000.00 500,000.00 500,000.00	4,500,000.00 4,500,000.00 4,500,000.00	
GRAND TOTAL MOOE			101,507,821.96 101,507,821.96	71,395,200.00 71,395,200.00	233,066,000.00 233,066,000.00	405,969,021.96 405,969,021.96	101,507,821.96 101,507,821.96	80,652,847.04 80,652,847.04	235,975,675.92 235,975,675.92	398,136,144.92 398,136,144.92	- -	59,445,530.94 59,445,530.94	2,134,070.15 2,134,070.15	61,579,601.09 61,579,601.09	7,832,877.04 7,832,877.04	336,556,543.83 336,556,543.83

Certified Correct:

MELPE JAVEN B. MATHANAY
Budget Officer
Date: 

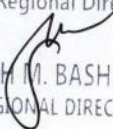
Certified Correct:

HANILYN T. CIMA FRANCA, CPA
Accountant III
Date: 

Noted By:

MELPE JAVEN B. MATHANAY
FMD Division Chief
Date: 

Approved by:

RAMEL F. JAMEN
Regional Director
Date: 

For the Regional Director

SALMAN M. BASHER PhD, DScN, CESO IV
ASST. REGIONAL DIRECTOR FOR ADMINISTRATION

Municipality of Mombaya, Davao de Oro			0.00	0.00	20,000,000.00	0.00	20,000,000.00	0.00	0.00	20,000,000.00	0.00	20,000,000.00	0.00	0.00	0.00	0.00	0.00	0.00	20,000,000.00
PS																			
MOOE																			
Fund transfer for AICS implementation	2024-07-3008	06/07/2024	0.00	0.00	20,000,000.00	0.00	20,000,000.00	0.00	0.00	20,000,000.00	0.00	20,000,000.00	0.00	0.00	0.00	0.00	0.00	0.00	20,000,000.00
FE																			
CO																			
Municipality of Compostela, Davao de Oro			0.00	0.00	20,000,000.00	0.00	20,000,000.00	0.00	0.00	20,000,000.00	0.00	20,000,000.00	0.00	0.00	0.00	0.00	0.00	0.00	20,000,000.00
PS																			
MOOE																			
Fund transfer for AICS implementation	2024-07-3009	09/07/2024	0.00	0.00	20,000,000.00	0.00	20,000,000.00	0.00	0.00	20,000,000.00	0.00	20,000,000.00	0.00	0.00	0.00	0.00	0.00	0.00	20,000,000.00
FE																			
CO																			
DBM Procurement Service			522,655.00	1,312,044.85	721,365.99	0.00	2,556,055.84	0.00	1,211,630.52	1,244,425.92	0.00	2,556,055.84	0.00	0.00	0.00	0.00	0.00	0.00	2,556,055.84
PS																			
MOOE																			
Increase of Credit Line for Air Transportation	2024-03-1810	26/03/2024	622,655.00	1,312,044.85	721,365.99	0.00	2,556,055.84	0.00	1,211,630.52	1,244,425.92	0.00	2,556,055.84	0.00	0.00	0.00	0.00	0.00	0.00	2,556,055.84
Increase of Credit Line for Air Transportation	2024-04-2273	29/04/2024	522,655.00			0.00	522,655.00	0.00	522,655.00	1,244,425.92	0.00	2,556,055.84	0.00	0.00	0.00	0.00	0.00	0.00	522,655.00
Increase of Credit Line for Air Transportation	2024-05-3061	23/05/2024		125,375.28		0.00	125,375.28	0.00	125,375.28		0.00	522,655.00	0.00	0.00	0.00	0.00	0.00	0.00	125,375.28
Increase of Credit Line for Air Transportation	2024-05-3062	23/05/2024		509,036.54		0.00	509,036.54	0.00	509,036.54		0.00	509,036.54	0.00	0.00	0.00	0.00	0.00	0.00	509,036.54
Increase of Credit Line for Air Transportation	2024-06-4355	18/06/2024		30,216.24		0.00	30,216.24	0.00	30,216.24		0.00	30,216.24	0.00	0.00	0.00	0.00	0.00	0.00	30,216.24
Increase of Credit Line for Air Transportation	2024-06-4377	18/06/2024		18,552.00		0.00	18,552.00	0.00	18,552.00		0.00	18,552.00	0.00	0.00	0.00	0.00	0.00	0.00	18,552.00
Increase of Credit Line for Air Transportation	2024-06-4334	26/06/2024		105,795.46		0.00	105,795.46	0.00	105,795.46		0.00	105,795.46	0.00	0.00	0.00	0.00	0.00	0.00	105,795.46
Increase of Credit Line for Air Transportation	2024-06-4993	27/06/2024		226,372.61		0.00	226,372.61	0.00	226,372.61	226,372.61	0.00	226,372.61	0.00	0.00	0.00	0.00	0.00	0.00	226,372.61
Increase of Credit Line for Air Transportation	2024-06-4794	27/06/2024		12,648.96		0.00	12,648.96	0.00	12,648.96		0.00	12,648.96	0.00	0.00	0.00	0.00	0.00	0.00	12,648.96
Increase of Credit Line for Air Transportation	2024-06-4800	27/06/2024		26,272.14		0.00	26,272.14	0.00	26,272.14		0.00	26,272.14	0.00	0.00	0.00	0.00	0.00	0.00	26,272.14
Increase of Credit Line for Air Transportation	2024-07-0154	07/07/2024		257,775.32		0.00	257,775.32	0.00	257,775.32		0.00	257,775.32	0.00	0.00	0.00	0.00	0.00	0.00	257,775.32
Increase of Credit Line for Air Transportation	2024-07-6225	07/07/2024		209,340.00		0.00	209,340.00	0.00	209,340.00		0.00	209,340.00	0.00	0.00	0.00	0.00	0.00	0.00	209,340.00
Increase of Credit Line for Air Transportation	2024-08-5862	15/09/2024		203,350.28		0.00	203,350.28	0.00	203,350.28		0.00	203,350.28	0.00	0.00	0.00	0.00	0.00	0.00	203,350.28
Increase of Credit Line for Air Transportation	2024-09-7241	05/09/2024		44,124.00		0.00	44,124.00	0.00	44,124.00		0.00	44,124.00	0.00	0.00	0.00	0.00	0.00	0.00	44,124.00
Increase of Credit Line for Air Transportation	2024-09-7242	05/09/2024		204,541.71		0.00	204,541.71	0.00	204,541.71		0.00	204,541.71	0.00	0.00	0.00	0.00	0.00	0.00	204,541.71
FE																			
CO																			
Grand Total			30,522,655.00	134,589,044.85	40,721,355.99	0.00	205,033,055.84	30,000,000.00	119,588,030.52	84,894,035.35	0.00	204,483,566.30	0.00	8,688,200.00	20,101,379.50	0.00	28,789,570.50	1,349,489.54	175,693,986.60
PS																			
MOOE																			
FE			30,522,655.00	134,589,044.85	40,721,355.99	0.00	205,033,055.84	30,000,000.00	119,588,030.52	84,894,035.35	0.00	204,483,566.30	0.00	8,688,200.00	20,101,379.50	0.00	28,789,570.50	1,349,489.54	175,693,986.60
CO																			

Certified Correct:


ETHEL GRACE P. DINAMPO
 Administrative Officer IV
 CIC-Hous, Budget Section
 Date:

Certified Correct:

JESHY MARES
 Accountant III
 Regional Accountant
 Date:

Recommending Approval:

MIA DILCE CORAZON V. MONESIT
 Chief Administrative Officer/Chief - Financial Management Division
 CIC - ARD Administration
 Date:

Approved by:

ATTY. VANESSA B. ROC-ONG
 Regional Director
 Date:

STATEMENT OF OBLIGATIONS, DISBURSEMENTS, LIQUIDATIONS AND BALANCES for INTER-AGENCY FUND TRANSFERS
As of the 3rd Quarter Ending of September 30, 2024

Department: Department of Social Welfare and Developm
Agency : Field Office XI, Davao City
Operating Unit : Financial Management Service
Organization Code (UACS): 29 001 03 00011
Funding Source Code: 101

	Current Year Appropriations
	Supplemental Appropriations
	Continuing Appropriations

	Obligation Request and Status		Obligations					Disbursements (Funds Transferred To)					Liquidations					Paid Obligation	Unliquidated Fund Tr	
	Number	Date	Quarter ending March	Quarter ending June	Quarter ending Septe	Quarter ending Dec.	Total	Quarter ending March	Quarter ending June	Quarter ending September	Quarter ending Dec.	Total	Quarter ending March	Quarter ending June	Quarter ending Septe	Quarter ending Dec.	Total			
	2	3	4	5	6	7	8 = (4+5+6+7)	9	10	11	12	3 = (9+10+11+12)	14	15	16	17	3 = (14+15+16+17)			19 = (8-13)
Local Government Units (LGUs)																				
Municipality of Sitalop, Davao del Sur																				
PS				0.00	5,000,000.00	0.00	0.00	5,000,000.00	0.00	0.00	4,500,000.00	0.00	4,500,000.00	0.00	0.00	0.00	0.00	0.00	500,000.00	4,500,000.00
MOOE				0.00	5,000,000.00	0.00	0.00	5,000,000.00	0.00	0.00	4,500,000.00	0.00	4,500,000.00	0.00	0.00	0.00	0.00	0.00	0.00	0.00
Barangay Tala-O, Concreting Of Community Access Road	2024-05-4561	21/09/2024		5,000,000.00			5,000,000.00			4,500,000.00		4,500,000.00						500,000.00	4,500,000.00	
FE							0.00			0.00		0.00						0.00	0.00	
CO							0.00			0.00		0.00						0.00	0.00	
Municipality of Caraga, Davao Oriental																				
PS				0.00	10,000,000.00	0.00	0.00	10,000,000.00	0.00	0.00	9,000,000.00	0.00	9,000,000.00	0.00	0.00	0.00	0.00	0.00	1,000,000.00	9,000,000.00
MOOE				0.00	10,000,000.00	0.00	0.00	10,000,000.00	0.00	0.00	9,000,000.00	0.00	9,000,000.00	0.00	0.00	0.00	0.00	0.00	0.00	0.00
Barangay Pobobion, Construction Of Community Activity Center	2024-05-4619	24/06/2024		10,000,000.00			10,000,000.00			9,000,000.00		9,000,000.00						1,000,000.00	9,000,000.00	
FE							0.00			0.00		0.00						0.00	0.00	
CO							0.00			0.00		0.00						0.00	0.00	
Municipality of Hagonoy, Davao del Sur																				
PS				0.00	10,000,000.00	0.00	0.00	10,000,000.00	0.00	0.00	9,000,000.00	0.00	9,000,000.00	0.00	0.00	0.00	0.00	0.00	1,000,000.00	9,000,000.00
MOOE				0.00	10,000,000.00	0.00	0.00	10,000,000.00	0.00	0.00	9,000,000.00	0.00	9,000,000.00	0.00	0.00	0.00	0.00	0.00	0.00	0.00
Barangay Hig, Concreting Of Community Access Road With Drainage Line Canal And Rtpc	2024-06-4618	24/09/2024		10,000,000.00			10,000,000.00			9,000,000.00		9,000,000.00						1,000,000.00	9,000,000.00	
FE							0.00			0.00		0.00						0.00	0.00	
CO							0.00			0.00		0.00						0.00	0.00	
Island Garden City of Samal, Davao del Norte																				
PS				0.00	5,000,000.00	0.00	0.00	5,000,000.00	0.00	0.00	4,500,000.00	0.00	4,500,000.00	0.00	0.00	0.00	0.00	0.00	500,000.00	4,500,000.00
MOOE				0.00	5,000,000.00	0.00	0.00	5,000,000.00	0.00	0.00	4,500,000.00	0.00	4,500,000.00	0.00	0.00	0.00	0.00	0.00	0.00	0.00
Barangay Pichon Miranda, Construction Of Multi Purpose Building	2024-05-4741	26/08/2024		5,000,000.00			5,000,000.00			4,500,000.00		4,500,000.00						500,000.00	4,500,000.00	
FE							0.00			0.00		0.00						0.00	0.00	
CO							0.00			0.00		0.00						0.00	0.00	
DBM Procurement Service																				
PS			65,640.00	386,078.96	82,976.02	0.00	534,694.98	0.00	420,328.04	114,366.94	0.00	534,694.98	0.00	0.00	0.00	0.00	0.00	0.00	0.00	534,694.98
MOOE			65,640.00	386,078.96	82,976.02	0.00	534,694.98	0.00	420,328.04	114,366.94	0.00	534,694.98	0.00	0.00	0.00	0.00	0.00	0.00	0.00	0.00
Increase of Credit Line for Air Transportation	2024-03-1640	26/09/2024	65,640.00				65,640.00		65,640.00			65,640.00								65,640.00
Increase of Credit Line for Air Transportation	2024-04-2263	29/04/2024		225,090.60			225,090.60		225,090.60			225,090.60								225,090.60
Increase of Credit Line for Air Transportation	2024-05-3661	23/05/2024		68,850.52			68,850.52		68,850.52			68,850.52								68,850.52
Increase of Credit Line for Air Transportation	2024-05-3652	23/05/2024		31,390.92			31,390.92		31,390.92			31,390.92								31,390.92
Increase of Credit Line for Air Transportation	2024-06-4800	27/06/2024		29,366.00			29,366.00		29,366.00			29,366.00								29,366.00
Increase of Credit Line for Air Transportation	2024-07-6229	07/30/2024		31,390.92			31,390.92		31,390.92			31,390.92								31,390.92
Increase of Credit Line for Air Transportation	2024-08-6952	15/08/2024			31,726.02		31,726.02		31,726.02			31,726.02								31,726.02
Increase of Credit Line for Air Transportation	2024-08-6663	15/08/2024			48,000.00		48,000.00		48,000.00			48,000.00								48,000.00
FE							0.00		0.00			0.00							0.00	0.00
CO							0.00		0.00			0.00							0.00	0.00
Grand Total			65,640.00	30,386,078.96	82,976.02	0.00	30,534,694.98	0.00	420,328.04	27,114,366.94	0.00	27,534,694.98	0.00	0.00	0.00	0.00	0.00	0.00	3,000,000.00	27,534,694.98
PS			0.00	0.00	0.00	0.00	0.00	0.00	0.00	0.00	0.00	0.00	0.00	0.00	0.00	0.00	0.00	0.00	0.00	0.00
MOOE			65,640.00	30,386,078.96	82,976.02	0.00	30,534,694.98	0.00	420,328.04	27,114,366.94	0.00	27,534,694.98	0.00	0.00	0.00	0.00	0.00	0.00	0.00	0.00
FE			0.00	0.00	0.00	0.00	0.00	0.00	0.00	0.00	0.00	0.00	0.00	0.00	0.00	0.00	0.00	0.00	0.00	0.00
CO			0.00	0.00	0.00	0.00	0.00	0.00	0.00	0.00	0.00	0.00	0.00	0.00	0.00	0.00	0.00	0.00	0.00	0.00

Certified Correct:

ETHEL GRACE P. DINAMPO
Administrative Officer IV
CIC-Head, Budget Section
Date:

Certified Correct:

JEANY INOCENCIO S. BANTISTA
Accountant
Regional Accountant
Date:

Recommending Approval:

MIA DULCE CORATON V. MONESIT
Chief Administrative Officer/Chief - Financial Management Division
CIC - ARD for Administration
Date:

Approved by:

ATTY. VANESSA B. MOCO
Regional Director
Date:

Government Equity			858,720.57	858,720.57	858,720.57	858,720.57	858,720.57	858,720.57		
G.3. Trust Receipts Deposited with Authorized Gov't Depository Banks (AGDB)				-						
Donation	40402010									
TOTAL			756,600.66	1,422,519.91	1,043,216.00	3,222,336.57	3,155,336.57	67,000.00	3,222,336.57	3,222,336.57

Certified Correct:

[Signature]
GRETCHEN F. ESCALA, CPA
 Accountant III
 Date:

Recommending Approval By:

[Signature]
MARY ANN M. MANLA
 SAO, FMD Chief
 Date:

Approved By:

MARI-FLOR A. DOLLAGA - LIBANG
 Regional Director
 Date:

For the Regional Director:

[Signature]
TRISTAN C. TELEN, Ph.D. MA, RE
 Director III / ARDA

STATEMENT OF OBLIGATIONS, DISBURSEMENTS, LIQUIDATIONS AND BALANCES for INTER-AGENCY FUND TRANSFERS
As of the Quarter Ending September 30, 2024

FAR 1-C

Implementing Agencies and Projects	Obligation Request and Status		1st Quarter ending Mar. 31	2nd Quarter ending June 30	3rd Quarter ending Sept. 30	Total	1st Quarter ending March 31	2nd Quarter ending June 30	3rd Quarter ending Sept. 30	Total	1st Quarter ending March 31	2nd Quarter ending June 30	3rd Quarter ending Sept. 30	Total	Unpaid Obligations	Unliquidated Fund Transfers
	Number	Date														
FO XIII- LGUs																
Lapaz- Agusan del Sur			-	-	3,474,000.00	3,474,000.00	-	-	3,474,000.00	3,474,000.00	-	-	-	-	-	3,474,000.00
PS																
MOOE																
Del Sur - SFP	24-6-8922	08/27/24	-	-	3,474,000.00	3,474,000.00	-	-	3,474,000.00	3,474,000.00	-	-	-	-	-	3,474,000.00
FE																
CO																
Talacogon -Agusan del Sur			-	-	3,123,000.00	3,123,000.00	-	-	3,123,000.00	3,123,000.00	-	-	-	-	-	3,123,000.00
PS																
MOOE																
the 14th Cycle	24-7-10010	08/19/24	-	-	3,123,000.00	3,123,000.00	-	-	3,123,000.00	3,123,000.00	-	-	-	-	-	3,123,000.00
FE																
CO																
Esperanza-Agusan del Sur			86,975.96	274,910.62	6,497,913.00	6,859,799.58	86,975.96	274,910.62	6,497,913.00	6,859,799.58	-	21,886.75	339,999.83	361,886.58	-	6,497,913.00
PS																
MOOE			86,975.96	274,910.62	6,497,913.00	6,859,799.58	86,975.96	274,910.62	6,497,913.00	6,859,799.58	-	21,886.75	339,999.83	361,886.58	-	6,497,913.00
DSWDKALAH I CIDSS	23-8-11109	03/22/24	25,632.49			25,632.49	25,632.49			25,632.49	-		25,632.49	-	-	
DSWDKALAH I CIDSS	23-8-11111	03/22/24	17,616.35			17,616.35	17,616.35			17,616.35	-		17,616.35	-	-	
DSWDKALAH I CIDSS	23-8-11325	03/22/24	28,113.73			28,113.73	28,113.73			28,113.73	-		28,113.73	-	-	
DSWD KALAH I	23-8-11308	03/22/24	5,958.50			5,958.50	5,958.50			5,958.50	-		5,958.50	-	-	
DSWD KALAH I	23-12-21471	03/22/24	9,654.89			9,654.89	9,654.89			9,654.89	-		9,654.89	-	-	
CIDSS PAMANA	23-8-11318	05/06/24		58,669.56		58,669.56				58,669.56	-		58,669.56	-	-	
CIDSS PAMANA	24-3-3461	04/11/24		121,728.73		121,728.73				121,728.73	-		121,728.73	-	-	
PAMANA BRGY	24-3-3977	04/24/24		94,512.33		94,512.33				94,512.33	21,886.75		99,841.98	-	-	
DSWDKALAH I CIDSS	24-8-12682	#####			6,497,913.00	6,497,913.00				6,497,913.00	-		94,512.33	-	-	6,497,913.00
Veruela - Agusan del Sur			-	6,750,000.00	2,277,000.00	9,027,000.00	-	6,750,000.00	2,277,000.00	9,027,000.00	-	-	-	-	-	9,027,000.00
PS																
MOOE																
DSWD KALAH I CIDSS	23-12-19456	05/22/24		1,687,500.00	2,277,000.00	1,687,500.00				1,687,500.00	-		-	-	-	9,027,000.00
DSWD KALAH I CIDSS	23-12-19454	05/22/24		1,687,500.00		1,687,500.00				1,687,500.00	-		-	-	-	1,687,500.00
DSWD KALAH I CIDSS	23-12-19453	05/22/24		1,687,500.00		1,687,500.00				1,687,500.00	-		-	-	-	1,687,500.00
DSWD KALAH I CIDSS	23-12-19455	05/22/24		1,687,500.00		1,687,500.00				1,687,500.00	-		-	-	-	1,687,500.00
Municipality of Veruela	24-6-8908	#####			2,277,000.00	2,277,000.00				2,277,000.00	-		-	-	-	1,687,500.00
FE																2,277,000.00

Implementing Agencies and Projects	Obligation Request and Status		1st Quarter ending Mar. 31	2nd Quarter ending June 30	3rd Quarter ending Sept. 30	Total	1st Quarter ending March 31	2nd Quarter ending June 30	3rd Quarter ending Sept. 30	Total	1st Quarter ending March 31	2nd Quarter ending June 30	3rd Quarter ending Sept. 30	Total	Unpaid Obligations	Unliquidated Fund Transfers
	Number	Date														
CO																
Trento - Agusan del Sur			-	-	2,403,000.00	2,403,000.00	-	-	2,403,000.00	2,403,000.00	-	-	-	-	-	2,403,000.00
PS			-	-	2,403,000.00	2,403,000.00			2,403,000.00	2,403,000.00	-	-	-	-	-	2,403,000.00
MOOE					2,403,000.00	2,403,000.00			2,403,000.00	2,403,000.00						2,403,000.00
Transfer of funds for the 14th Cycle	24-7-10078	08/01/24			2,403,000.00	2,403,000.00			2,403,000.00	2,403,000.00						2,403,000.00
					-	-			-	-						-
					-	-			-	-						-
Prosperidad- Agusan del Sur			-	-	5,580,000.00	5,580,000.00	-	-	5,580,000.00	5,580,000.00	-	-	-	-	-	5,580,000.00
Transfer of funds for th	24-7-10005	09/12/24			5,580,000.00	5,580,000.00			5,580,000.00	5,580,000.00						5,580,000.00
					-	-			-	-						-
					-	-			-	-						-
San Francisco- Agusan del Sur			-	-	3,834,000.00	3,834,000.00	-	-	3,834,000.00	3,834,000.00	-	-	-	-	-	-
Transfer of funds for th	24-7-10014	08/01/24			3,834,000.00	3,834,000.00			3,834,000.00	3,834,000.00						3,834,000.00
					-	-			-	-						-
					-	-			-	-						-
Sibagat- Agusan del Sur			-	-	2,151,000.00	2,151,000.00	-	-	2,151,000.00	2,151,000.00	-	-	-	-	-	2,151,000.00
MTO-Sibagat Agusan	24-7-10009	08/19/24			2,151,000.00	2,151,000.00			2,151,000.00	2,151,000.00						2,151,000.00
					-	-			-	-						-
					-	-			-	-						-
BUenavista - Agusan del Norte			-	-	2,259,000.00	2,259,000.00	-	-	2,259,000.00	2,259,000.00	-	-	-	-	-	2,259,000.00
PS			-	-	2,259,000.00	2,259,000.00			2,259,000.00	2,259,000.00						2,259,000.00
MOOE					2,259,000.00	2,259,000.00			2,259,000.00	2,259,000.00						2,259,000.00
AGUSAN DEL	24-6-8898	08/19/24			2,259,000.00	2,259,000.00			2,259,000.00	2,259,000.00						2,259,000.00
					-	-			-	-						-
					-	-			-	-						-
Cabadbaran - Agusan del Norte			-	-	3,468,600.00	3,468,600.00	-	-	3,468,600.00	3,468,600.00	-	-	-	-	-	3,468,600.00
PS					3,468,600.00	3,468,600.00			3,468,600.00	3,468,600.00						3,468,600.00
MOOE					3,468,600.00	3,468,600.00			3,468,600.00	3,468,600.00						3,468,600.00
SFP	24-7-10002	09/04/24			3,468,600.00	3,468,600.00			3,468,600.00	3,468,600.00						3,468,600.00
					-	-			-	-						-
CO					-	-			-	-						-
Carmen - Agusan del Norte			-	-	1,233,000.00	1,233,000.00	-	-	1,233,000.00	1,233,000.00	-	-	-	-	-	1,233,000.00
PS			-	-	1,233,000.00	1,233,000.00			1,233,000.00	1,233,000.00						1,233,000.00
MOOE					1,233,000.00	1,233,000.00			1,233,000.00	1,233,000.00						1,233,000.00
SFP	24-6-8901	08/01/24			1,233,000.00	1,233,000.00			1,233,000.00	1,233,000.00						1,233,000.00
					-	-			-	-						-
					-	-			-	-						-
Jabonga - Agusan del Norte			-	-	7,100,238.00	7,100,238.00	-	-	7,100,238.00	7,100,238.00	-	-	-	-	-	7,100,238.00
PS					7,100,238.00	7,100,238.00			7,100,238.00	7,100,238.00						7,100,238.00

Implementing Agencies and Projects	Obligation Request and Status		1st Quarter ending Mar. 31	2nd Quarter ending June 30	3rd Quarter ending Sept. 30	Total	1st Quarter ending March 31	2nd Quarter ending June 30	3rd Quarter ending Sept. 30	Total	1st Quarter ending March 31	2nd Quarter ending June 30	3rd Quarter ending Sept. 30	Total	Unpaid Obligations	Unliquidated Fund Transfers
	Number	Date														
MOOE			-	-	7,100,238.00	7,100,238.00	-	-	7,100,238.00	7,100,238.00	-	-	-	-	-	7,100,238.00
KC-KKB	24-7-10551	08/07/24			4,697,238.00	4,697,238.00			4,697,238.00	4,697,238.00						4,697,238.00
SFP	24-6-8902	08/19/24			2,403,000.00	2,403,000.00			2,403,000.00	2,403,000.00						2,403,000.00
Magallanes - Agusan del Norte			-	-	1,015,200.00	1,015,200.00	-	-	1,015,200.00	1,015,200.00	-	-	-	-	-	1,015,200.00
PS			-	-												
MOOE			-	-	1,015,200.00	1,015,200.00	-	-	1,015,200.00	1,015,200.00	-	-	-	-	-	1,015,200.00
SFP	24-6-8903	07/19/24			1,015,200.00	1,015,200.00			1,015,200.00	1,015,200.00						1,015,200.00
CO																
Las Nieves - Agusan del Norte			-	-	2,637,000.00	2,637,000.00	-	-	2,637,000.00	2,637,000.00	-	-	-	-	-	2,637,000.00
PS			-	-												
MOOE			-	-	2,637,000.00	2,637,000.00	-	-	2,637,000.00	2,637,000.00	-	-	-	-	-	2,637,000.00
SFP	24-7-9942	08/01/24			2,637,000.00	2,637,000.00			2,637,000.00	2,637,000.00						2,637,000.00
FE																
CO																
Nasipit - Agusan del Norte			-	-	20,043,000.00	20,043,000.00	-	-	20,043,000.00	20,043,000.00	-	-	-	-	-	20,043,000.00
PS			-	-												
MOOE			-	-	20,043,000.00	20,043,000.00	-	-	20,043,000.00	20,043,000.00	-	-	-	-	-	20,043,000.00
Kalahi	24-8-12554	09/17/24			18,000,000.00	18,000,000.00			18,000,000.00	18,000,000.00						18,000,000.00
SFP	24-6-8904	08/19/24			2,043,000.00	2,043,000.00			2,043,000.00	2,043,000.00						2,043,000.00
FE																
CO																
RTR- Agusan del Norte			-	-	963,000.00	963,000.00	-	-	963,000.00	963,000.00	-	-	-	-	-	963,000.00
PS			-	-												
MOOE			-	-	963,000.00	963,000.00	-	-	963,000.00	963,000.00	-	-	-	-	-	963,000.00
SFP	24-6-8906	08/06/24			963,000.00	963,000.00			963,000.00	963,000.00						963,000.00
Barobo Surigao del Sur			-	-	2,583,000.00	2,583,000.00	-	-	2,583,000.00	2,583,000.00	-	-	-	-	-	2,583,000.00
PS			-	-												
MOOE			-	-	2,583,000.00	2,583,000.00	-	-	2,583,000.00	2,583,000.00	-	-	-	-	-	2,583,000.00
SFP	24-7-10210				2,583,000.00	2,583,000.00			2,583,000.00	2,583,000.00						2,583,000.00
FE																
CO																
Bavabas- Surigao del Sur			-	-	639,000.00	639,000.00	-	-	639,000.00	639,000.00	-	-	-	-	-	639,000.00
PS			-	-												
MOOE			-	-	639,000.00	639,000.00	-	-	639,000.00	639,000.00	-	-	-	-	-	639,000.00
SFP	24-6-8917	09/03/24			639,000.00	639,000.00			639,000.00	639,000.00						639,000.00
FE																
CO																

Implementing Agencies and Projects	Obligation Request and Status		1st Quarter ending Mar. 31	2nd Quarter ending June 30	3rd Quarter ending Sept. 30	Total	1st Quarter ending March 31	2nd Quarter ending June 30	3rd Quarter ending Sept. 30	Total	1st Quarter ending March 31	2nd Quarter ending June 30	3rd Quarter ending Sept. 30	Total	Unpaid Obligations	Unliquidated Fund Transfers
	Number	Date														
Cagwait - Surigao del Sur			-	-	1,143,000.00	1,143,000.00	-	-	1,143,000.00	1,143,000.00	-	-	-	-	-	1,143,000.00
PS																
MOOE																
SFP	24-7-10220	09/06/24	-	-	1,143,000.00	1,143,000.00	-	-	1,143,000.00	1,143,000.00	-	-	-	-	-	1,143,000.00
FE																
CO																
Province- Surigao del Sur			-	30,000,000.00	-	30,000,000.00	-	30,000,000.00	-	30,000,000.00	-	-	-	-	-	30,000,000.00
PS																
MOOE																
AICS	24-6-7512	06/07/24	-	30,000,000.00	-	30,000,000.00	-	30,000,000.00	-	30,000,000.00	-	-	-	-	-	30,000,000.00
FE																
CO																
Carmen - Surigao del Sur			163,447.13	-	594,000.00	757,447.13	163,447.13	-	594,000.00	757,447.13	-	163,447.13	-	163,447.13	-	594,000.00
PS																
MOOE			163,447.13	-	594,000.00	757,447.13	163,447.13	-	594,000.00	757,447.13	-	163,447.13	-	163,447.13	-	594,000.00
DSWD KALAHI	23-9-12215	03/22/24	75,190.53			75,190.53	75,190.53			75,190.53		75,190.53		75,190.53		-
CIDSS KKB BP2P	23-9-12217	03/22/24	88,256.60			88,256.60	88,256.60			88,256.60		88,256.60		88,256.60		-
DSWD KALAHI	24-6-8918	08/19/24			594,000.00	594,000.00			594,000.00	594,000.00						594,000.00
CIDSS KKB BP2P																
Surigao Del Sur																
CO																
Bislig- Surigao del Sur			-	-	4,230,000.00	4,230,000.00	-	-	4,230,000.00	4,230,000.00	-	-	-	-	-	4,230,000.00
PS																
MOOE																
SFP	24-7-10211	08/19/24	-	-	4,230,000.00	4,230,000.00	-	-	4,230,000.00	4,230,000.00	-	-	-	-	-	4,230,000.00
FE																
CO																
Madrid - Surigao del Sur			-	-	1,107,000.00	1,107,000.00	-	-	1,107,000.00	1,107,000.00	-	-	-	-	-	1,107,000.00
PS																
MOOE																
SFP	24-7-10145	07/22/24	-	-	1,107,000.00	1,107,000.00	-	-	1,107,000.00	1,107,000.00	-	-	-	-	-	1,107,000.00
FE																
CO																
Marihatag - Surigao del Sur			-	-	1,593,000.00	1,593,000.00	-	-	1,593,000.00	1,593,000.00	-	-	-	-	-	1,593,000.00
PS																
MOOE																
SFP	24-6-8899	07/15/24	-	-	1,593,000.00	1,593,000.00	-	-	1,593,000.00	1,593,000.00	-	-	-	-	-	1,593,000.00
FE																
CO																

Implementing Agencies and Projects	Obligation Request and Status		1st Quarter ending Mar. 31	2nd Quarter ending June 30	3rd Quarter ending Sept. 30	Total	1st Quarter ending March 31	2nd Quarter ending June 30	3rd Quarter ending Sept. 30	Total	1st Quarter ending March 31	2nd Quarter ending June 30	3rd Quarter ending Sept. 30	Total	Unpaid Obligations	Unliquidated Fund Transfers
	Number	Date														
FE CO															-	-
San Agustin - Surigao del Sur			-	-	963,000.00	963,000.00	-	-	963,000.00	963,000.00	-	-	-	-	-	963,000.00
PS MOOE			-	-	963,000.00	963,000.00			963,000.00	963,000.00			-	-	-	963,000.00
SFP	24-6-8891	07/15/24			963,000.00	963,000.00			963,000.00	963,000.00			-	-	-	963,000.00
FE CO															-	963,000.00
San Miguel - Surigao del Sur			-	-	2,970,000.00	2,970,000.00	-	-	2,970,000.00	2,970,000.00	-	-	-	-	-	2,970,000.00
PS MOOE			-	-	2,970,000.00	2,970,000.00			2,970,000.00	2,970,000.00			-	-	-	2,970,000.00
SFP	24-7-10219	08/06/24			2,970,000.00	2,970,000.00			2,970,000.00	2,970,000.00			-	-	-	2,970,000.00
FE CO															-	-
Lanuza - Surigao del Sur			-	-	963,000.00	963,000.00	-	-	963,000.00	963,000.00	-	-	-	-	-	963,000.00
PS MOOE			-	-	963,000.00	963,000.00			963,000.00	963,000.00			-	-	-	963,000.00
SFP	24-6-8920	08/19/24			963,000.00	963,000.00			963,000.00	963,000.00			-	-	-	963,000.00
Tago - Surigao del Sur			-	-	2,673,000.00	2,673,000.00	-	-	2,673,000.00	2,673,000.00	-	-	-	-	-	2,673,000.00
PS MOOE			-	-	2,673,000.00	2,673,000.00			2,673,000.00	2,673,000.00			-	-	-	2,673,000.00
SFP	24-7-10218	08/19/24			2,673,000.00	2,673,000.00			2,673,000.00	2,673,000.00			-	-	-	2,673,000.00
FE CO															-	-
Liang - Surigao del Sur			-	-	1,683,000.00	1,683,000.00	-	-	1,683,000.00	1,683,000.00	-	-	1,122,000.00	1,122,000.00	-	561,000.00
PS MOOE			-	-	1,683,000.00	1,683,000.00			1,683,000.00	1,683,000.00			1,122,000.00	1,122,000.00	-	561,000.00
SFP	24-6-8888	07/15/24			1,683,000.00	1,683,000.00			1,683,000.00	1,683,000.00			1,122,000.00	1,122,000.00	-	561,000.00
FE CO															-	-
Tandag City			-	-	2,721,600.00	2,721,600.00	-	-	2,721,600.00	2,721,600.00	-	-	-	-	-	2,721,600.00
PS MOOE			-	-	2,721,600.00	2,721,600.00			2,721,600.00	2,721,600.00			-	-	-	2,721,600.00
SFP	24-7-10216	08/19/24			2,721,600.00	2,721,600.00			2,721,600.00	2,721,600.00			-	-	-	2,721,600.00
CO															-	-
Malimono - Surigao del Norte			-	-	1,125,000.00	1,125,000.00	-	-	1,125,000.00	1,125,000.00	-	-	-	-	-	1,125,000.00

Implementing Agencies and Projects	Obligation Request and Status		1st Quarter ending Mar. 31	2nd Quarter ending June 30	3rd Quarter ending Sept. 30	Total	1st Quarter ending March 31	2nd Quarter ending June 30	3rd Quarter ending Sept. 30	Total	1st Quarter ending March 31	2nd Quarter ending June 30	3rd Quarter ending Sept. 30	Total	Unpaid Obligations	Unliquidated Fund Transfers	
	Number	Date															
SFP	PS MOOE FE CO	24-7-10154	08/01/24	-	-	1,125,000.00 1,125,000.00	1,125,000.00 1,125,000.00	-	-	1,125,000.00 1,125,000.00	1,125,000.00 1,125,000.00	-	-	-	-	-	1,125,000.00 1,125,000.00
Placer - Surigao del Norte			-	-	1,125,000.00	1,125,000.00	-	-	1,125,000.00	1,125,000.00	-	-	-	-	-	-	1,125,000.00
SFP	PS MOOE FE CO	24-7-10198	08/06/24	-	-	1,125,000.00 1,125,000.00	1,125,000.00 1,125,000.00	-	-	1,125,000.00 1,125,000.00	1,125,000.00 1,125,000.00	-	-	-	-	-	1,125,000.00 1,125,000.00
Claver - Surigao del Norte			-	-	2,196,000.00	2,196,000.00	-	-	2,196,000.00	2,196,000.00	-	-	-	-	-	-	2,196,000.00
SFP	PS MOOE FE CO	24-6-8913	08/01/24	-	-	2,196,000.00 2,196,000.00	2,196,000.00 2,196,000.00	-	-	2,196,000.00 2,196,000.00	2,196,000.00 2,196,000.00	-	-	-	-	-	2,196,000.00 2,196,000.00
Bacuaq - Surigao del Norte			-	-	765,000.00	765,000.00	-	-	765,000.00	765,000.00	-	-	-	-	-	-	765,000.00
SFP	PS MOOE FE CO	24-7-10200	08/06/24	-	-	765,000.00 765,000.00	765,000.00 765,000.00	-	-	765,000.00 765,000.00	765,000.00 765,000.00	-	-	-	-	-	765,000.00 765,000.00
Gigaquit - Surigao del Norte			-	-	1,089,000.00	1,089,000.00	-	-	1,089,000.00	1,089,000.00	-	-	-	-	-	-	1,089,000.00
SFP	PS MOOE FE CO	24-6-8895	07/15/24	-	-	1,089,000.00 1,089,000.00	1,089,000.00 1,089,000.00	-	-	1,089,000.00 1,089,000.00	1,089,000.00 1,089,000.00	-	-	-	-	-	1,089,000.00 1,089,000.00
Mainit - Surigao del Norte			-	-	1,413,000.00	1,413,000.00	-	-	1,413,000.00	1,413,000.00	-	-	-	-	-	-	1,413,000.00
SFP	PS MOOE FE CO	24-6-8914	08/06/24	-	-	1,413,000.00 1,413,000.00	1,413,000.00 1,413,000.00	-	-	1,413,000.00 1,413,000.00	1,413,000.00 1,413,000.00	-	-	-	-	-	1,413,000.00 1,413,000.00
San Francisco - Surigao del Norte			-	-	7,275,801.60	7,275,801.60	-	-	7,275,801.60	7,275,801.60	-	-	-	-	-	-	7,275,801.60

Implementing Agencies and Projects	Obligation Request and Status		1st Quarter ending Mar. 31	2nd Quarter ending June 30	3rd Quarter ending Sept. 30	Total	1st Quarter ending March 31	2nd Quarter ending June 30	3rd Quarter ending Sept. 30	Total	1st Quarter ending March 31	2nd Quarter ending June 30	3rd Quarter ending Sept. 30	Total	Unpaid Obligations	Unliquidated Fund Transfers
	Number	Date														
PS MOOE Surigao Del Norte	24-7-11105	08/19/24	-	-	7,275,801.60	7,275,801.60	-	-	7,275,801.60	7,275,801.60	-	-	-	-	-	7,275,801.60
BLGU HONRADO	24-6-8286	08/07/24			549,000.00	549,000.00			549,000.00	549,000.00						549,000.00
BLGU BANBANON	24-6-8289	08/07/24			4,957,857.90	4,957,857.90			4,957,857.90	4,957,857.90						4,957,857.90
					1,768,943.70	1,768,943.70			1,768,943.70	1,768,943.70						1,768,943.70
Alegria - Surigao del Norte			-	-	7,604,084.10	7,604,084.10	-	-	7,604,084.10	7,604,084.10	-	-	-	-	-	7,604,084.10
PS MOOE KC-KKB	24-7-10109	08/01/24	-	-	7,604,084.10	7,604,084.10	-	-	7,604,084.10	7,604,084.10	-	-	-	-	-	7,604,084.10
SFP	24-6-8912	#####			6,821,084.10	6,821,084.10			6,821,084.10	6,821,084.10						7,604,084.10
					783,000.00	783,000.00			783,000.00	783,000.00						783,000.00
Tubod - Surigao del Norte			-	-	756,000.00	756,000.00	-	-	756,000.00	756,000.00	-	-	-	-	-	756,000.00
PS MOOE SFP	24-7-10197	08/19/24	-	-	756,000.00	756,000.00	-	-	756,000.00	756,000.00	-	-	-	-	-	756,000.00
					756,000.00	756,000.00			756,000.00	756,000.00						756,000.00
FE CO					-	-			-	-						-
Mainit - Surigao del Norte			-	-	-	-	-	-	-	-	-	-	-	-	-	-
San Isidro - Surigao del Norte			-	-	513,000.00	513,000.00	-	-	513,000.00	513,000.00	-	-	-	-	-	513,000.00
PS MOOE SFP	24-7-10148	08/19/24	-	-	513,000.00	513,000.00	-	-	513,000.00	513,000.00	-	-	-	-	-	513,000.00
					513,000.00	513,000.00			513,000.00	513,000.00						513,000.00
FE CO					-	-			-	-						-
Sison - Surigao del Norte			-	-	864,000.00	864,000.00	-	-	864,000.00	864,000.00	-	-	-	-	-	864,000.00
PS MOOE SFP	24-6-8915	08/06/24	-	-	864,000.00	864,000.00	-	-	864,000.00	864,000.00	-	-	-	-	-	864,000.00
					864,000.00	864,000.00			864,000.00	864,000.00						864,000.00
CO					-	-			-	-						-
Pilar - Surigao del Norte			-	-	7,617,020.50	7,617,020.50	-	-	7,617,020.50	7,617,020.50	-	-	-	-	-	7,617,020.50
PS MOOE SFP	24-6-8909	08/01/24	-	-	7,617,020.50	7,617,020.50	-	-	7,617,020.50	7,617,020.50	-	-	-	-	-	7,617,020.50
					810,000.00	810,000.00			810,000.00	810,000.00						810,000.00
KC-KKB	24-7-9562	07/23/24			6,807,020.50	6,807,020.50			6,807,020.50	6,807,020.50						6,807,020.50
FE CO					-	-			-	-						-

Implementing Agencies and Projects	Obligation Request and Status		1st Quarter ending Mar. 31	2nd Quarter ending June 30	3rd Quarter ending Sept. 30	Total	1st Quarter ending March 31	2nd Quarter ending June 30	3rd Quarter ending Sept. 30	Total	1st Quarter ending March 31	2nd Quarter ending June 30	3rd Quarter ending Sept. 30	Total	Unpaid Obligations	Unliquidated Fund Transfers
	Number	Date														
Tagana-an- Surigao del Norte			-	-	900,000.00	900,000.00	-	-	900,000.00	900,000.00	-	-	-	-	-	900,000.00
PS			-	-	900,000.00	900,000.00	-	-	900,000.00	900,000.00	-	-	-	-	-	900,000.00
MOOE			-	-	900,000.00	900,000.00	-	-	900,000.00	900,000.00	-	-	-	-	-	900,000.00
SFP	24-7-10158	08/05/24			900,000.00	900,000.00			900,000.00	900,000.00						900,000.00
FE																
CO																
San Benito- Surigao del Norte			-	-	378,000.00	378,000.00	-	-	378,000.00	378,000.00	-	-	-	-	-	378,000.00
PS			-	-	378,000.00	378,000.00	-	-	378,000.00	378,000.00	-	-	-	-	-	378,000.00
MOOE			-	-	378,000.00	378,000.00	-	-	378,000.00	378,000.00	-	-	-	-	-	378,000.00
SFP	24-6-8910	07/19/24			378,000.00	378,000.00			378,000.00	378,000.00						378,000.00
FE																
CO																
General Luna- Surigao del Norte			-	-	1,116,000.00	1,116,000.00	-	-	1,116,000.00	1,116,000.00	-	-	-	-	-	1,116,000.00
PS			-	-	1,116,000.00	1,116,000.00	-	-	1,116,000.00	1,116,000.00	-	-	-	-	-	1,116,000.00
MOOE			-	-	1,116,000.00	1,116,000.00	-	-	1,116,000.00	1,116,000.00	-	-	-	-	-	1,116,000.00
SFP	24-7-10147	08/19/24			1,116,000.00	1,116,000.00			1,116,000.00	1,116,000.00						1,116,000.00
FE																
CO																
Burgos- Surigao del Norte			-	-	441,000.00	441,000.00	-	-	441,000.00	441,000.00	-	-	-	-	-	441,000.00
PS			-	-	441,000.00	441,000.00	-	-	441,000.00	441,000.00	-	-	-	-	-	441,000.00
MOOE			-	-	441,000.00	441,000.00	-	-	441,000.00	441,000.00	-	-	-	-	-	441,000.00
SFP	24-6-8896	07/15/24			441,000.00	441,000.00			441,000.00	441,000.00						441,000.00
FE																
CO																
Cagdianao- PDI			-	-	1,346,400.00	1,346,400.00	-	-	1,346,400.00	1,346,400.00	-	-	-	-	-	1,346,400.00
PS			-	-	1,346,400.00	1,346,400.00	-	-	1,346,400.00	1,346,400.00	-	-	-	-	-	1,346,400.00
MOOE			-	-	1,346,400.00	1,346,400.00	-	-	1,346,400.00	1,346,400.00	-	-	-	-	-	1,346,400.00
SFP	24-6-8892	08/01/24			1,346,400.00	1,346,400.00			1,346,400.00	1,346,400.00						1,346,400.00
FE																
CO																
Dinagat- PDI			-	-	783,000.00	783,000.00	-	-	783,000.00	783,000.00	-	-	-	-	-	783,000.00
PS			-	-	783,000.00	783,000.00	-	-	783,000.00	783,000.00	-	-	-	-	-	783,000.00

Implementing Agencies and Projects	Obligation Request and Status		1st Quarter ending Mar. 31	2nd Quarter ending June 30	3rd Quarter ending Sept. 30	Total	1st Quarter ending March 31	2nd Quarter ending June 30	3rd Quarter ending Sept. 30	Total	1st Quarter ending March 31	2nd Quarter ending June 30	3rd Quarter ending Sept. 30	Total	Unpaid Obligations	Unliquidated Fund Transfers
	Number	Date														
MOOE			-	-	783,000.00	783,000.00	-	-	783,000.00	783,000.00	-	-	-	-	-	783,000.00
SFP	24-7-9939	07/19/24			783,000.00	783,000.00			783,000.00	783,000.00						783,000.00
FE																-
CO																-
Libjo- PDI			-	-	1,179,000.00	1,179,000.00	-	-	1,179,000.00	1,179,000.00	-	-	-	-	-	1,179,000.00
PS			-	-	1,179,000.00	1,179,000.00	-	-	1,179,000.00	1,179,000.00	-	-	-	-	-	1,179,000.00
MOOE			-	-	1,179,000.00	1,179,000.00	-	-	1,179,000.00	1,179,000.00	-	-	-	-	-	1,179,000.00
SFP	24-7-10081	08/01/24			1,179,000.00	1,179,000.00			1,179,000.00	1,179,000.00						1,179,000.00
Basilla- PDI			-	-	963,000.00	963,000.00	-	-	963,000.00	963,000.00	-	-	-	-	-	963,000.00
PS			-	-	963,000.00	963,000.00	-	-	963,000.00	963,000.00	-	-	-	-	-	963,000.00
MOOE			-	-	963,000.00	963,000.00	-	-	963,000.00	963,000.00	-	-	-	-	-	963,000.00
SFP	24-7-10146	08/27/24			963,000.00	963,000.00			963,000.00	963,000.00						963,000.00
CO																-
Loreto- PDI			18,411.90	-	1,306,330.27	1,324,742.17	18,411.90	-	1,306,330.27	1,324,742.17	-	-	18,411.90	18,411.90	-	1,306,330.27
PS			18,411.90	-	1,306,330.27	1,324,742.17	18,411.90	-	1,306,330.27	1,324,742.17	-	-	18,411.90	18,411.90	-	1,306,330.27
MOOE			18,411.90	-	1,306,330.27	1,324,742.17	18,411.90	-	1,306,330.27	1,324,742.17	-	-	18,411.90	18,411.90	-	1,306,330.27
BP2PLIBERTY	23-12-21455	02/16/24				18,411.90				18,411.90						-
14th Cycle	24-6-8916	08/01/24			747,000.00	747,000.00			747,000.00	747,000.00						747,000.00
OTHERS KKB-BP2	24-7-9742	07/18/24			559,330.27	559,330.27			559,330.27	559,330.27						559,330.27
San Jose- PDI			-	-	1,008,000.00	1,008,000.00	-	-	1,008,000.00	1,008,000.00	-	-	-	-	-	1,008,000.00
PS			-	-	1,008,000.00	1,008,000.00	-	-	1,008,000.00	1,008,000.00	-	-	-	-	-	1,008,000.00
MOOE			-	-	1,008,000.00	1,008,000.00	-	-	1,008,000.00	1,008,000.00	-	-	-	-	-	1,008,000.00
SFP	24-6-8893	07/19/24			1,008,000.00	1,008,000.00			1,008,000.00	1,008,000.00						1,008,000.00
Tubajon- PDI			-	-	572,400.00	572,400.00	-	-	572,400.00	572,400.00	-	-	-	-	-	572,400.00
PS			-	-	572,400.00	572,400.00	-	-	572,400.00	572,400.00	-	-	-	-	-	572,400.00
MOOE			-	-	572,400.00	572,400.00	-	-	572,400.00	572,400.00	-	-	-	-	-	572,400.00
SFP	24-6-8894	08/01/24			572,400.00	572,400.00			572,400.00	572,400.00						572,400.00
Rosario - Agusan del Sur			-	-	2,680,200.00	2,680,200.00	-	-	2,680,200.00	2,680,200.00	-	-	-	-	-	2,680,200.00
PS			-	-	2,680,200.00	2,680,200.00	-	-	2,680,200.00	2,680,200.00	-	-	-	-	-	2,680,200.00
MOOE			-	-	2,680,200.00	2,680,200.00	-	-	2,680,200.00	2,680,200.00	-	-	-	-	-	2,680,200.00
SFP	24-7-10012	09/04/24			2,680,200.00	2,680,200.00			2,680,200.00	2,680,200.00						2,680,200.00
FE																-
CO																-
Tubay - Agusan del Norte			-	-	1,683,000.00	1,683,000.00	-	-	1,683,000.00	1,683,000.00	-	-	-	-	-	1,683,000.00
PS			-	-	1,683,000.00	1,683,000.00	-	-	1,683,000.00	1,683,000.00	-	-	-	-	-	1,683,000.00
MOOE			-	-	1,683,000.00	1,683,000.00	-	-	1,683,000.00	1,683,000.00	-	-	-	-	-	1,683,000.00
SFP	24-6-8897	08/01/24			1,683,000.00	1,683,000.00			1,683,000.00	1,683,000.00						1,683,000.00

Implementing Agencies and Projects	Obligation Request and Status		1st Quarter ending Mar. 31	2nd Quarter ending June 30	3rd Quarter ending Sept. 30	Total	1st Quarter ending March 31	2nd Quarter ending June 30	3rd Quarter ending Sept. 30	Total	1st Quarter ending March 31	2nd Quarter ending June 30	3rd Quarter ending Sept. 30	Total	Unpaid Obligations	Unliquidated Fund Transfers
	Number	Date														
FE CO															-	-
Cortes - Surigao del Sur			-	-	1,143,000.00	1,143,000.00	-	-	1,143,000.00	1,143,000.00	-	-	-	-	-	1,143,000.00
PS MOOE					1,143,000.00	1,143,000.00			1,143,000.00	1,143,000.00					-	1,143,000.00
SFP	24-7-10226	09/04/24			1,143,000.00	1,143,000.00			1,143,000.00	1,143,000.00					-	1,143,000.00
FE CO															-	-
Hinatuan - Surigao del Sur			-	-	2,340,000.00	2,340,000.00	-	-	2,340,000.00	2,340,000.00	-	-	-	-	-	2,340,000.00
PS MOOE					2,340,000.00	2,340,000.00			2,340,000.00	2,340,000.00					-	2,340,000.00
SFP	24-7-10212	08/19/24			2,340,000.00	2,340,000.00			2,340,000.00	2,340,000.00					-	2,340,000.00
FE CO															-	-
Socorro - Surigao del Norte			-	-	9,261,634.00	9,261,634.00	-	-	9,261,634.00	9,261,634.00	-	-	-	-	-	9,261,634.00
PS MOOE					9,261,634.00	9,261,634.00			9,261,634.00	9,261,634.00					-	9,261,634.00
KC-KKB	24-7-10049	1-Aug-2024			7,011,634.00	7,011,634.00			7,011,634.00	7,011,634.00					-	7,011,634.00
SFP	24-6-8911	6-Aug-2024			2,250,000.00	2,250,000.00			2,250,000.00	2,250,000.00					-	2,250,000.00
FE CO															-	-
Del Carmen - Surigao del Norte			-	-	1,296,000.00	1,296,000.00	-	-	1,296,000.00	1,296,000.00	-	-	-	-	-	1,296,000.00
PS MOOE					1,296,000.00	1,296,000.00			1,296,000.00	1,296,000.00					-	1,296,000.00
SFP	24-7-10080	08/19/24			1,296,000.00	1,296,000.00			1,296,000.00	1,296,000.00					-	1,296,000.00
Sta Monica , Surigao del Norte			-	-	585,000.00	585,000.00	-	-	585,000.00	585,000.00	-	-	-	-	-	585,000.00
PS MOOE					585,000.00	585,000.00			585,000.00	585,000.00					-	585,000.00
SFP	24-7-10152	08/01/24			585,000.00	585,000.00			585,000.00	585,000.00					-	585,000.00
San Luis - Agusan del Sur			37,844.32	-	6,620,980.00	6,658,824.32	37,844.32	-	6,620,980.00	6,658,824.32	-	19,337.68	18,506.64	37,844.32	-	6,620,980.00
PS MOOE			37,844.32	-	6,620,980.00	6,658,824.32	37,844.32	-	6,620,980.00	6,658,824.32	-	19,337.68	18,506.64	37,844.32	-	6,620,980.00
DSWDKALAHY CIDSS	23-12-21462	02/16/24	19,337.68			19,337.68	19,337.68			19,337.68		19,337.68			-	-
PAMANA BRGY																
WEGGUAM	23-8-11302	03/22/24	18,506.64			18,506.64	18,506.64			18,506.64		18,506.64			-	-
Transfer of funds for the 14th Cycle	24-7-10007	09/04/24			3,150,000.00	3,150,000.00			3,150,000.00	3,150,000.00					-	3,150,000.00
CIDSS PAMANA	24-8-12671	09/19/24			3,470,980.00	3,470,980.00			3,470,980.00	3,470,980.00					-	3,470,980.00

Implementing Agencies and Projects	Obligation Request and Status		1st Quarter ending Mar. 31	2nd Quarter ending June 30	3rd Quarter ending Sept. 30	Total	1st Quarter ending March 31	2nd Quarter ending June 30	3rd Quarter ending Sept. 30	Total	1st Quarter ending March 31	2nd Quarter ending June 30	3rd Quarter ending Sept. 30	Total	Unpaid Obligations	Unliquidated Fund Transfers
	Number	Date														
Dapa - Surigao del Norte			-	-	1,440,000.00	1,440,000.00	-	-	1,440,000.00	1,440,000.00	-	-	-	-	-	1,440,000.00
PS MOOE			-	-	1,440,000.00	1,440,000.00	-	-	1,440,000.00	1,440,000.00	-	-	-	-	-	1,440,000.00
SFP	24-7-10082	09/26/24			1,440,000.00	1,440,000.00			1,440,000.00	1,440,000.00						1,440,000.00
Tagbina - Surigao del Sur			-	-	3,763,242.00	3,763,242.00	-	-	3,763,242.00	3,763,242.00	-	-	-	-	-	3,763,242.00
PS MOOE			-	-	3,763,242.00	3,763,242.00	-	-	3,763,242.00	3,763,242.00	-	-	-	-	-	3,763,242.00
KC PAMANA	24-8-12683	09/23/24			3,763,242.00	3,763,242.00			3,763,242.00	3,763,242.00						3,763,242.00
Surigao City - Surigao del Norte			-	-	6,498,000.00	6,498,000.00	-	-	6,498,000.00	6,498,000.00	-	-	-	-	-	6,498,000.00
PS MOOE			-	-	6,498,000.00	6,498,000.00	-	-	6,498,000.00	6,498,000.00	-	-	-	-	-	6,498,000.00
SFP	24-7-11108	08/19/24			6,498,000.00	6,498,000.00			6,498,000.00	6,498,000.00						6,498,000.00
GRAND TOTAL			306,679.31	37,024,910.62	171,568,643.47	208,900,233.40	306,679.31	37,024,910.62	171,568,643.47	208,900,233.40	-	204,671.56	1,498,918.37	1,703,589.93	-	207,196,643.47
PS MOOE			306,679.31	37,024,910.62	171,568,643.47	208,900,233.40	306,679.31	37,024,910.62	171,568,643.47	208,900,233.40	-	204,671.56	1,498,918.37	1,703,589.93	-	207,196,643.47
FE			-	-	-	-	-	-	-	-	-	-	-	-	-	-
CO			-	-	-	-	-	-	-	-	-	-	-	-	-	-

Certified Correct:



TERESA M. BIDAURE
BUDGET OFFICER

Date:

Certified Correct:



GRETCHEN F. ESCALA

Accountant III

Date:

Recommending Approval:



MARY ANN M. MANLA

SAC/ PMD Chief

Date:

Approved by:

MARI-FLORES A. DOLLAGA-LIBANG

Regional Director

Date:

For the Regional Director:

TRISTAN C. TELEN, PhD. MA, RE.
Director III / ARDA

STATEMENT OF OBLIGATIONS, DISBURSEMENTS, LIQUIDATIONS AND BALANCES for INTER-AGENCY FUND TRANSFERS
 Consolidated Central Office and Field Offices
 As of the Quarter Ending December 31, 2023

FAR 1-C

CURRENT YEAR APPROPRIATIONS

Implementing Agencies and Projects	Obligation				Disbursements (Funds Transferred To)				Liquidations				Unpaid Obligations	Unliquidated Fund Transfers
	1st Quarter ending March 31	2nd Quarter ending June 30	3rd Quarter ending Sept. 30	Total	1st Quarter ending March 31	2nd Quarter ending June 30	3rd Quarter ending Sept. 30	Total	1st Quarter ending March 31	2nd Quarter ending June 30	3rd Quarter ending Sept. 30	Total		
MOOE	1	2	3	5=(1+2+3+4)	6	7	8	10=(6+7+8+9)	11	12	13	15=(11+12+13+14)	16=(5-10)	17=(10-15)
Transfer to LGUs														
Field Offices														
	-	-	3,798,477.00	3,798,477.00	-	-	3,798,477.00	3,798,477.00	-	-	-	-	-	3,798,477.00
TOTAL	-	-	3,798,477.00	3,798,477.00	-	-	3,798,477.00	3,798,477.00	-	-	-	-	-	3,798,477.00
TOTAL CURRENT YEAR APPROPRIATION	-	-	3,798,477.00	3,798,477.00	-	-	3,798,477.00	3,798,477.00	-	-	-	-	-	3,798,477.00

Certified Correct:


 ATTY. MARIBEL P. CASTILLO
 Chief, Budget Division
 Date:


Certified Correct:


 JOBELLE S. ROSTATA
 Chief, Accounting Division
 Date:

Recommending Approval


 WAYNE C. BELIZAR
 Director IV, Financial Management Service
 Date:

Approved by:


 ATTY. EDWARD JUSTINE R. ORDEN
 Undersecretary, GASSG
 Date: 21 OCT 2024