

STATEMENT OF APPROVED BUDGET, UTILIZATIONS, DISBURSEMENTS AND BALANCES FOR TRUST RECEIPTS

As of the Quarter Ending September 30, 2024

x	Inter-Agency Fund Transfer
	Grants and Donations (Less than 12 mos.)

Department: Department of Social Welfare and Development
 Agency : Office of the Secretary
 Operating Unit : Central Office - Finance and Management Service
 Organization Code (UACS):
 Funding Source Code: Fund Cluster 7 - Trust Receipts

Source Agencies and Projects	UACS Code	Approved Budget			Utilizations					Disbursements					Balances		
		Approved Budgeted Revenue/Receipts	Adjustments (Additions/Reductions/Modifications/Augmentations)	Adjusted Budgeted Revenue	1st Quarter ending March 31	2nd Quarter ending June 30	3rd Quarter ending Sept. 30	4th Quarter ending Dec. 31	Total	1st Quarter ending March 31	2nd Quarter ending June 30	3rd Quarter ending Sept. 30	4th Quarter ending Dec. 31	Total	Unutilized Budget	Unpaid Utilization	
																Due and Demandable	Not Yet Due and Demandable
1	2	3	4	5 = [3+(-)4]	6	7	8	9	10 = (6+7+8+9)	11	12	13	14	15 = (11+12+13+14)	16 = (5-10)	17	18
DepEd-For the construction of 605 classrooms (LUMADS)/KC-CCL		292,202.20	-	292,202.20	234,207.43	-	-	-	234,207.43	-	234,207.43	-	-	234,207.43	57,994.77	-	-
Region XI MOOE FE CO		292,202.20	-	292,202.20	234,207.43	-	-	-	234,207.43	-	234,207.43	-	-	234,207.43	57,994.77	-	-
Regional Juvenile Justice and Welfare Committee/Council (RJJWC)		46,427,306.06	10,470.20	46,437,776.26	4,324,180.43	6,176,491.21	10,528,296.34	-	21,028,967.98	4,016,232.83	5,127,661.81	5,215,673.61	-	14,359,568.25	25,408,808.28	3,792,446.71	2,876,953.02
National Capital Region MOOE FE CO		5,924,644.70	-	5,924,644.70	758,476.40	-	300,949.45	-	1,059,425.85	509,201.36	247,275.04	295,457.45	-	1,051,933.85	4,865,218.85	-	7,492.00
Cordillera Administrative Region (CAR) MOOE FE CO		2,945,256.46	-	2,945,256.46	-	-	604,970.11	-	604,970.11	-	-	-	-	-	2,340,286.35	-	604,970.11
Region I MOOE FE CO		2,505,256.46	-	2,505,256.46	-	383,799.00	687,471.35	-	1,071,270.35	-	229,254.00	607,660.15	-	836,914.15	1,433,986.11	-	234,356.20
Region II MOOE FE CO		2,805,256.46	-	2,805,256.46	-	-	163,704.56	-	163,704.56	-	-	34,770.00	-	34,770.00	2,641,551.90	128,934.56	-
Region III MOOE FE CO		3,000,000.00	-	3,000,000.00	-	35,621.65	1,591,826.00	-	1,627,447.65	-	31,460.65	87,158.50	-	118,619.15	1,372,552.35	1,508,828.50	-
Region IV-A (CALABARZON) MOOE FE CO		5,053,867.90	2,891.00	5,056,758.90	2,656,758.90	81,616.30	264,113.30	-	3,002,488.50	2,656,758.90	81,616.30	264,113.30	-	3,002,488.50	2,054,270.40	-	-


Source Agencies and Projects	UACS Code	Approved Budget			Utilizations					Disbursements					Balances		
		Approved Budgeted Revenue/Receipts	Adjustments (Additions/Reductions/Modifications/Augmentations)	Adjusted Budgeted Revenue	1st Quarter ending March 31	2nd Quarter ending June 30	3rd Quarter ending Sept. 30	4th Quarter ending Dec. 31	Total	1st Quarter ending March 31	2nd Quarter ending June 30	3rd Quarter ending Sept. 30	4th Quarter ending Dec. 31	Total	Unutilized Budget	Unpaid Utilization	
																Due and Demandable	Not Yet Due and Demandable
1	2	3	4	5 = [3 + (-) 4]	6	7	8	9	10 = (6+7+8+9)	11	12	13	14	15 = (11+12+13+14)	16 = (5-10)	17	18
Region IV-B (MIMAROPA)				-					-					-			
MOOE		2,805,256.46		2,805,256.46			202,727.04		202,727.04			107,125.37		107,125.37	2,602,529.42	95,601.67	
FE				-					-					-			
CO				-					-					-			
Region V		3,155,256.46		3,155,256.46		1,408,362.00	1,481,384.50		2,889,746.50		235,951.00	783,866.00		1,019,817.00	265,509.96		1,869,929.50
MOOE				-					-					-			
FE				-					-					-			
CO				-					-					-			
Region VI		3,978,180.14		3,978,180.14		572,923.14	1,900,361.50		2,473,284.64		572,923.14	116,364.00		689,287.14	1,504,895.50	1,783,997.50	
MOOE				-					-					-			
FE				-					-					-			
CO				-					-					-			
Region VII		2,975,674.07		2,975,674.07	270,362.13	800,054.94	86,000.00		1,156,417.07	211,689.57	858,727.50			1,070,417.07	1,819,257.00	86,000.00	
MOOE				-					-					-			
FE				-					-					-			
CO				-					-					-			
Region VIII		1,405,256.46		1,405,256.46		23,660.00	117,757.00		141,417.00			30,383.00		30,383.00	1,263,839.46		111,034.00
MOOE				-					-					-			
FE				-					-					-			
CO				-					-					-			
Region IX		2,455,256.46		2,455,256.46		79,312.00	943,431.00		1,022,743.00		79,312.00	894,259.79		973,571.79	1,432,513.46		49,171.21
MOOE				-					-					-			
FE				-					-					-			
CO				-					-					-			
Region X		2,150,000.00		2,150,000.00			337,602.48		337,602.48			148,518.00		148,518.00	1,812,397.52	189,084.48	
MOOE				-					-					-			
FE				-					-					-			
CO				-					-					-			
Region XI		171,400.65	7,579.20	178,979.85		178,979.85			178,979.85		178,979.85			178,979.85	-	-	
MOOE				-					-					-			
FE				-					-					-			
CO				-					-					-			
Region CARAGA		5,096,743.38		5,096,743.38	638,583.00	2,612,162.33	1,845,998.05		5,096,743.38	638,583.00	2,612,162.33	1,845,998.05		5,096,743.38	-	-	
MOOE				-					-					-			
FE				-					-					-			
CO				-					-					-			

Source Agencies and Projects	UACS Code	Approved Budget			Utilizations					Disbursements					Balances		
		Approved Budgeted Revenue/Receipts	Adjustments (Additions/Reductions/Modifications/Augmentations)	Adjusted Budgeted Revenue	1st Quarter ending March 31	2nd Quarter ending June 30	3rd Quarter ending Sept. 30	4th Quarter ending Dec. 31	Total	1st Quarter ending March 31	2nd Quarter ending June 30	3rd Quarter ending Sept. 30	4th Quarter ending Dec. 31	Total	Unutilized Budget	Unpaid Utilization	
																Due and Demandable	Not Yet Due and Demandable
1	2	3	4	5 = [3 + (-) 4]	6	7	8	9	10 = (6+7+8+9)	11	12	13	14	15 = (11+12+13+14)	16 = (5-10)	17	18
<u>OFFICE OF THE PRESIDENT-For Payment of Special Financial Assistance(SFA)/Subsidy from Central Office (MDS Trust)Procurement of NFA Rice - Typhoon AGHON)</u>																	
		1,076,750,952.00	-	1,076,750,952.00	-	-	954,218,600.59	-	954,218,600.59	-	-	954,218,600.59	-	954,218,600.59	122,532,351.41	-	-
CENTRAL OFFICE		1,051,750,952.00		1,051,750,952.00			954,218,600.59		954,218,600.59			954,218,600.59		954,218,600.59	97,532,351.41	-	-
MOOE				-					-					-			
FE				-					-					-			
CO				-					-					-			
Region IV-A (CALABARZON)		25,000,000.00		25,000,000.00											25,000,000.00	-	-
MOOE				-					-					-			
FE				-					-					-			
CO				-					-					-			
<u>Procurement related Receipts</u>		317,560.00	-	317,560.00	-	4,732.47	-	-	4,732.47	-	4,732.47	-	-	4,732.47	312,827.53	-	-
Region X-Northern Mindanao (CDO)		317,560.00		317,560.00		4,732.47			4,732.47		4,732.47			4,732.47	312,827.53	-	-
MOOE				-					-					-			
FE				-					-					-			
CO				-					-					-			
<u>Financial Assistance to implement the Bangsamoro Transitory Family Support Package and Cash-for-Work under the MNLF Transformation</u>		89,085,211.00	-	89,085,211.00	-	-	14,555,010.00	-	14,555,010.00	-	-	7,261,900.00	-	7,261,900.00	74,530,201.00	8,110.00	7,285,000.00
CENTRAL OFFICE		63,611,399.00		63,611,399.00			7,285,000.00		7,285,000.00						56,326,399.00		7,285,000.00
MOOE				-					-					-			
FE				-					-					-			
Region IX		10,941,902.00		10,941,902.00											10,941,902.00		
MOOE				-					-					-			
FE				-					-					-			
Region X-Northern Mindanao (CDO)		14,531,910.00		14,531,910.00			7,270,010.00		7,270,010.00			7,261,900.00		7,261,900.00	7,261,900.00	8,110.00	
MOOE				-					-					-			
FE				-					-					-			
<u>Support To Bahay Pag-Asa Project for 2024</u>		1,100,000.00	-	1,100,000.00	-	-	845,068.50	-	845,068.50	-	-	127,000.00	-	127,000.00	254,931.50	-	718,068.50

Source Agencies and Projects	UACS Code	Approved Budget			Utilizations					Disbursements					Balances		
		Approved Budgeted Revenue/Receipts	Adjustments (Additions/Reductions/Modifications/Augmentations)	Adjusted Budgeted Revenue	1st Quarter ending March 31	2nd Quarter ending June 30	3rd Quarter ending Sept. 30	4th Quarter ending Dec. 31	Total	1st Quarter ending March 31	2nd Quarter ending June 30	3rd Quarter ending Sept. 30	4th Quarter ending Dec. 31	Total	Unutilized Budget	Unpaid Utilization	
																Due and Demandable	Not Yet Due and Demandable
1	2	3	4	5 = [3 + (-) 4]	6	7	8	9	10 = (6+7+8+9)	11	12	13	14	15 = (11+12+13+14)	16 = (5-10)	17	18
Region VIII MOOE FE		1,100,000.00		1,100,000.00			845,068.50		845,068.50			127,000.00		127,000.00	254,931.50		718,068.50
<u>Office of the Presidential Adviser on the Peace Process Socio Economic Programs for Normalization on the Bangsamoro</u>		1,155,034,776.30	-	1,155,034,776.30	9,968,149.69	14,565,818.22	131,997,732.29	-	156,531,700.20	9,968,149.69	14,565,818.22	28,362,634.48	-	52,896,602.39	998,503,076.10	-	103,635,097.81
CENTRAL OFFICE MOOE FE		1,041,459,875.00		1,041,459,875.00			104,232,314.30		104,232,314.30			597,216.49		597,216.49	937,227,560.70		103,635,097.81
Region XII MOOE FE		113,574,901.30		113,574,901.30	9,968,149.69	14,565,818.22	27,765,417.99		52,299,385.90	9,968,149.69	14,565,818.22	27,765,417.99		52,299,385.90	61,275,515.40		-
GRAND TOTAL MOOE FE CO		2,369,008,007.56 2,369,008,007.56 -	10,470.20 10,470.20 -	2,369,018,477.76 2,369,018,477.76 -	14,526,537.55 14,526,537.55 -	20,747,041.90 20,747,041.90 -	1,112,144,707.72 1,112,144,707.72 -	- - -	1,147,418,287.17 1,147,418,287.17 -	13,984,382.52 13,984,382.52 -	19,932,419.93 19,932,419.93 -	995,185,808.68 995,185,808.68 -	- - -	1,029,102,611.13 1,029,102,611.13 -	1,221,600,190.59 1,221,600,190.59 -	3,800,556.71 3,800,556.71 -	114,515,119.33 114,515,119.33 -


Certified Correct:

ATTY. MERIEL P. CASTILLO
 Chief, Budget Division
 Date:

Certified Correct:

JOBELLE S. ROSTATA
 Chief, Accounting Division
 Date:

Recommending Approval:

WAYNE C. BELIZAR
 Director IV, Financial Management Service
 Date:

Approved by:

ATTY. EDWARD JUSTINE R. ORDEN
 Undersecretary, GASSG
 Date: 21 OCT 2024


STATEMENT OF APPROVED BUDGET, UTILIZATIONS, DISBURSEMENTS AND BALANCES FOR TRUST RECEIPTS
As of the Quarter Ending September 30, 2024


FAR No. 6

Department: Department of Social Welfare and Development
Agency: Office of the Secretary
Operating Unit: Central Office - Finance and Management Service
Organization Code (UACS):
Funding Source Code: Trust Fund (Cluster 7)

x	Inter-Agency Fund Transfer Grants and Donations (Less than 12 mos.)
---	--


Source Agencies and Projects	UACS Code	Approved Budget			Utilizations					Disbursements					Balances		
		Approved Budgeted Revenue/Receipts	Adjustments (Additions/Reductions/Modifications/Augmentations)	Adjusted Budgeted Revenue	1st Quarter ending March 31	2nd Quarter ending June 30	3rd Quarter ending Sept. 30	4th Quarter ending Dec. 31	Total	1st Quarter ending March 31	2nd Quarter ending June 30	3rd Quarter ending Sept. 30	4th Quarter ending Dec. 31	Total	Unutilized Budget	Unpaid Utilizations	
																Due and Demandable	Net Yet Due and Demandable
1	2	3	4	5 = [3+(-)4]	6	7	8	9	10 = (6+7+8+9)	11	12	13	14	15 = (11+12+13+14)	16 = (5-10)	17	18
Centers/Institutions		7,278,593.05	-	7,278,593.05	727,455.00	341,125.00	2,493,194.22	-	3,561,774.22	-	492,510.73	1,212,721.39	-	1,705,232.12	3,716,818.83	1,856,542.10	-
Region III MOOE FE CO		7,278,593.05	-	7,278,593.05	727,455.00	341,125.00	2,493,194.22	-	3,561,774.22	-	492,510.73	1,212,721.39	-	1,705,232.12	3,716,818.83	1,856,542.10	-
Kaisahang Buhay Foundation (KBF-HICS) Inc		340,194.40	-	340,194.40	-	-	59,357.79	-	59,357.79	-	-	-	-	-	-	-	-
Cordillera Administrative Region (CAR) MOOE FE CO		126,543.27	-	126,543.27	-	-	59,357.79	-	59,357.79	-	-	-	-	-	280,836.61	-	59,357.79
Region VII-Central Visayas MOOE FE CO		213,651.13	-	213,651.13	-	-	-	-	-	-	-	-	-	-	67,185.48	-	59,357.79
RSCC Child Support Care		819,435.37	-	819,435.37	-	-	-	-	-	-	-	-	-	-	213,651.13	-	-
Region IX MOOE FE CO		819,435.37	-	819,435.37	-	-	-	-	-	-	-	-	-	-	819,435.37	-	-
PCSO - Donations for the HE Clients		300,000.00	-	300,000.00	-	-	117,978.00	-	117,978.00	-	-	-	-	-	-	-	-
Region IVA-CALABARZON MOOE FE CO		300,000.00	-	300,000.00	-	-	117,978.00	-	117,978.00	-	-	117,978.00	-	117,978.00	182,022.00	-	-
GRAND TOTAL		8,738,222.82	-	8,738,222.82	727,455.00	341,125.00	2,670,530.01	-	3,739,110.01	-	492,510.73	1,330,699.39	-	1,823,210.12	4,999,112.81	1,856,542.10	59,357.79
MOOE		8,738,222.82	-	8,738,222.82	727,455.00	341,125.00	2,670,530.01	-	3,739,110.01	-	492,510.73	1,330,699.39	-	1,823,210.12	4,999,112.81	1,856,542.10	59,357.79
FE		-	-	-	-	-	-	-	-	-	-	-	-	-	-	-	-
CO		-	-	-	-	-	-	-	-	-	-	-	-	-	-	-	-

Certified Correct: 
ATTY. MERIEL P. CASTILLO
Chief, Budget Division
Date:

Certified Correct: 
JOBELLE S. ROSTATA
Chief, Accounting Division
Date:

Recommending Approval:

WAYNE C. BELIZAR
Director IV, Financial Management Service
Date:

Approved by: 
ATTY. EDWARD JUSTINE R. ORDEN
Undersecretary, GASSG
Date: 21 OCT 2024