

STATEMENT OF APPROPRIATIONS, ALLOTMENTS, OBLIGATIONS, DISBURSEMENTS AND BALANCES

As of the 4th Quarter December 31, 2024

Department: Department of Social Welfare and Development  
 Agency : OFFICE OF THE SECRETARY  
 Operating Unit : ALL  
 Organization Code (UACS): ALL  
 Funding Source Code: 02 - FOREIGN ASSISTED PROJECTS

	Current Year Appropriations
	Supplemental Appropriations
X	Continuing Appropriations

Program/Activity/Project (P/A/P) and Account Title	Account Code	Appropriations			Allotments					Current Year Obligations		
		Authorized Appropriation	Adjustments (Transfer To/From, Realignment)	Adjusted Appropriations	Allotments Received	Adjustments (Withdrawal, Realignment)	Transfer To	Transfer From	Adjusted Total Allotments	1st Quarter ending March 31	2nd Quarter ending June 30	3rd Quarter ending Sept. 30
1	2	3.00	4.00	5 = (3 + 4)	6.00	7.00	8.00	9.00	10 = ((6+(-7))-8+9)	11.00	12.00	13.00
<b>REGULAR APPROPRIATIONS</b>												
310100300003000 - Additional Financing for KALAHI-CIDSS-NCDDP AF-GOP		443,437,688.75	45,429,368.93	488,867,057.68	443,437,688.75	45,429,368.93	(440,810,637.24)	440,810,637.24	488,867,057.68	348,016,025.89	132,255,673.84	7,160,569.04
PS		-	-	-	-	-	-	-	-	-	-	-
MOOE		443,437,688.75	45,429,368.93	488,867,057.68	443,437,688.75	45,429,368.93	(440,810,637.24)	440,810,637.24	488,867,057.68	348,016,025.89	132,255,673.84	7,160,569.04
FE		-	-	-	-	-	-	-	-	-	-	-
CO		-	-	-	-	-	-	-	-	-	-	-
310100300005000 - Philippines Multi - Sectoral Nutrition Project PMNP-GOP		97,345,400.74	58,588,729.33	155,934,130.07	97,345,400.74	58,588,729.33	(95,586,450.83)	95,586,450.83	155,934,130.07	134,073,142.73	11,654,456.41	5,957,473.92
PS		-	-	-	-	-	-	-	-	-	-	-
MOOE		95,031,320.74	58,179,202.33	153,210,523.07	95,031,320.74	58,179,202.33	(95,586,450.83)	95,586,450.83	153,210,523.07	134,073,142.73	11,654,456.41	4,546,389.92
FE		-	-	-	-	-	-	-	-	-	-	-
CO		2,314,080.00	409,527.00	2,723,607.00	2,314,080.00	409,527.00	-	-	2,723,607.00	-	-	1,411,084.00
<b>TOTAL, REGULAR APPROPRIATIONS</b>		<b>540,783,089.49</b>	<b>104,018,098.26</b>	<b>644,801,187.75</b>	<b>540,783,089.49</b>	<b>104,018,098.26</b>	<b>(536,397,088.07)</b>	<b>536,397,088.07</b>	<b>644,801,187.75</b>	<b>482,089,168.62</b>	<b>143,910,130.25</b>	<b>13,118,042.96</b>
PS		-	-	-	-	-	-	-	-	-	-	-
MOOE		538,469,009.49	103,608,571.26	642,077,580.75	538,469,009.49	103,608,571.26	(536,397,088.07)	536,397,088.07	642,077,580.75	482,089,168.62	143,910,130.25	11,706,958.96
FE		-	-	-	-	-	-	-	-	-	-	-
CO		2,314,080.00	409,527.00	2,723,607.00	2,314,080.00	409,527.00	-	-	2,723,607.00	-	-	1,411,084.00
<b>SPECIAL PURPOSE FUND</b>												
SARO NO. BMB-B- 23-0014582 - dtd. Mar. 20, 2023 - (AF KC NCDDP)		57,854,064.79	52,954,910.29	110,808,975.08	57,854,064.79	52,954,910.29	(43,227,392.85)	43,227,392.85	110,808,975.08	90,097,943.61	18,453,544.97	2,254,462.23
PS		-	-	-	-	-	-	-	-	-	-	-
MOOE		57,854,064.79	52,954,910.29	110,808,975.08	57,854,064.79	52,954,910.29	(43,227,392.85)	43,227,392.85	110,808,975.08	90,097,943.61	18,453,544.97	2,254,462.23
FE		-	-	-	-	-	-	-	-	-	-	-
CO		-	-	-	-	-	-	-	-	-	-	-
SARO NO. BMB-B- 23-0013694 - dtd. Mar. 02, 2023 - (PMNP)		11,219,645.40	19,366,461.47	30,586,106.87	11,219,645.40	19,366,461.47	(16,624,364.82)	16,624,364.82	30,586,106.87	23,624,777.94	4,136,780.06	2,668,323.77
PS		-	-	-	-	-	-	-	-	-	-	-
MOOE		11,219,645.40	19,366,461.47	30,586,106.87	11,219,645.40	19,366,461.47	(16,624,364.82)	16,624,364.82	30,586,106.87	23,624,777.94	4,136,780.06	2,668,323.77
FE		-	-	-	-	-	-	-	-	-	-	-
CO		-	-	-	-	-	-	-	-	-	-	-

Program/Activity/Project (P/A/P) and Account Title	Account Code	Current Year Obligations		Disbursements					Balances			
		4th Quarter ending Dec. 31	Total	1st Quarter ending March 31	2nd Quarter ending June 30	3rd Quarter ending Sept. 30	4th Quarter ending Dec. 31	Total	Unreleased Appropriations	Unobligated Allotment	Unpaid Obligations	
											Due and Demandable	Not Yet Due and Demandable
1	2	14.00	15=(11+12+13+14)	16.00	17.00	18.00	19.00	20=(16+17+18+19)	21=(5-10)	22=(10-15)	23.00	24.00
<b>REGULAR APPROPRIATIONS</b>												
310100300003000 - Additional Financing for KALAH-CIDSS-NCDDP AF-GOP		1,434,788.91	488,867,057.68	41,667,189.71	272,702,345.04	154,818,982.32	14,204,651.55	483,393,168.62	-	(0.00)	476,361.32	4,997,527.74
PS		-	-	-	-	-	-	-	-	-	-	-
MOOE		1,434,788.91	488,867,057.68	41,667,189.71	272,702,345.04	154,818,982.32	14,204,651.55	483,393,168.62	-	(0.00)	476,361.32	4,997,527.74
FE		-	-	-	-	-	-	-	-	-	-	-
CO		-	-	-	-	-	-	-	-	-	-	-
310100300005000 - Philippines Multi - Sectoral Nutrition Project PMNP-GOP		2,936,534.01	154,621,607.07	98,707,137.26	35,691,712.58	11,951,295.46	5,466,699.11	151,816,844.41	-	1,312,523.00	1,498,490.67	1,306,271.99
PS		-	-	-	-	-	-	-	-	-	-	-
MOOE		2,936,534.01	153,210,523.07	98,707,137.26	35,691,712.58	11,951,295.46	5,466,699.11	151,816,844.41	-	(0.00)	87,406.67	1,306,271.99
FE		-	-	-	-	-	-	-	-	-	-	-
CO		-	1,411,084.00	-	-	-	-	-	-	1,312,523.00	1,411,084.00	-
<b>TOTAL, REGULAR APPROPRIATIONS</b>		<b>4,371,322.92</b>	<b>643,488,664.75</b>	<b>140,374,326.97</b>	<b>308,394,057.62</b>	<b>166,770,277.78</b>	<b>19,671,350.66</b>	<b>635,210,013.03</b>	<b>-</b>	<b>1,312,523.00</b>	<b>1,974,851.99</b>	<b>6,303,799.73</b>
PS		-	-	-	-	-	-	-	-	-	-	-
MOOE		4,371,322.92	642,077,580.75	140,374,326.97	308,394,057.62	166,770,277.78	19,671,350.66	635,210,013.03	-	(0.00)	563,767.99	6,303,799.73
FE		-	-	-	-	-	-	-	-	-	-	-
CO		-	1,411,084.00	-	-	-	-	-	-	1,312,523.00	1,411,084.00	-
<b>SPECIAL PURPOSE FUND</b>												
SARO NO. BMB-B- 23-0014582 - dtd. Mar. 20, 2023 - (AF KC NCDDP)		3,024.27	110,808,975.08	57,315,779.56	34,242,029.29	11,435,515.86	4,142,862.26	107,136,186.97	-	-	1,124,182.77	2,548,605.34
PS		-	-	-	-	-	-	-	-	-	-	-
MOOE		3,024.27	110,808,975.08	57,315,779.56	34,242,029.29	11,435,515.86	4,142,862.26	107,136,186.97	-	-	1,124,182.77	2,548,605.34
FE		-	-	-	-	-	-	-	-	-	-	-
CO		-	-	-	-	-	-	-	-	-	-	-
SARO NO. BMB-B- 23-0013694 - dtd. Mar. 02, 2023 - (PMNP)		153,251.61	30,583,133.38	14,275,520.62	9,252,963.54	4,625,372.45	1,957,213.89	30,111,070.50	-	2,973.49	117,944.90	354,117.98
PS		-	-	-	-	-	-	-	-	-	-	-
MOOE		153,251.61	30,583,133.38	14,275,520.62	9,252,963.54	4,625,372.45	1,957,213.89	30,111,070.50	-	2,973.49	117,944.90	354,117.98
FE		-	-	-	-	-	-	-	-	-	-	-
CO		-	-	-	-	-	-	-	-	-	-	-

Program/Activity/Project (P/A/P) and Account Title	Account Code	Appropriations			Allotments					Current Year Obligations		
		Authorized Appropriation	Adjustments (Transfer To/From, Realignment)	Adjusted Appropriations	Allotments Received	Adjustments (Withdrawal, Realignment)	Transfer To	Transfer From	Adjusted Total Allotments	1st Quarter ending March 31	2nd Quarter ending June 30	3rd Quarter ending Sept. 30
1	2	3.00	4.00	5 = (3 + 4)	6.00	7.00	8.00	9.00	10 = ((6+(-)7)-8+9)	11.00	12.00	13.00
<b>TOTAL, SPECIAL PURPOSE FUND</b>		69,073,710.19	72,321,371.76	141,395,081.95	69,073,710.19	72,321,371.76	(59,851,757.67)	59,851,757.67	141,395,081.95	113,722,721.55	22,590,325.03	4,922,786.00
PS		-	-	-	-	-	-	-	-	-	-	-
MOOE		69,073,710.19	72,321,371.76	141,395,081.95	69,073,710.19	72,321,371.76	(59,851,757.67)	59,851,757.67	141,395,081.95	113,722,721.55	22,590,325.03	4,922,786.00
FE		-	-	-	-	-	-	-	-	-	-	-
CO		-	-	-	-	-	-	-	-	-	-	-
<b>GRAND TOTAL</b>		609,856,799.68	176,339,470.02	786,196,269.70	609,856,799.68	176,339,470.02	(596,248,845.74)	596,248,845.74	786,196,269.70	595,811,890.17	166,500,455.28	18,040,828.96
PS		-	-	-	-	-	-	-	-	-	-	-
MOOE		607,542,719.68	175,929,943.02	783,472,662.70	607,542,719.68	175,929,943.02	(596,248,845.74)	596,248,845.74	783,472,662.70	595,811,890.17	166,500,455.28	16,629,744.96
FE		-	-	-	-	-	-	-	-	-	-	-
CO		2,314,080.00	409,527.00	2,723,607.00	2,314,080.00	409,527.00	-	-	2,723,607.00	-	-	1,411,084.00


Program/Activity/Project (P/AP) and Account Title	Account Code	Current Year Obligations						Disbursements					Balances			
		4th Quarter ending Dec. 31	Total	1st Quarter ending March 31	2nd Quarter ending June 30	3rd Quarter ending Sept. 30	4th Quarter ending Dec. 31	Total	Unreleased Appropriations	Unobligated Allotment	Unpaid Obligations					
			15=(11+12+13+14)						21=(5-10)	22=(10-15)	Due and Demandable	Not Yet Due and Demandable				
1	2	14.00		16.00	17.00	18.00	19.00	20=(16+17+18+19)			23.00	24.00				
TOTAL, SPECIAL PURPOSE FUND		156,275.88	141,392,108.46	71,591,300.18	43,494,992.83	16,060,888.31	6,100,076.15	137,247,257.47	-	2,973.49	1,242,127.67	2,902,723.32				
PS		-	-	-	-	-	-	-	-	-	-	-				
MOOE		156,275.88	141,392,108.46	71,591,300.18	43,494,992.83	16,060,888.31	6,100,076.15	137,247,257.47	-	2,973.49	1,242,127.67	2,902,723.32				
FE		-	-	-	-	-	-	-	-	-	-	-				
CO		-	-	-	-	-	-	-	-	-	-	-				
GRAND TOTAL		4,527,598.80	784,880,773.21	211,965,627.15	351,889,050.45	182,831,166.09	25,771,426.81	772,457,270.50	-	1,315,496.49	3,216,979.66	9,206,523.05				
PS		-	-	-	-	-	-	-	-	-	-	-				
MOOE		4,527,598.80	783,469,689.21	211,965,627.15	351,889,050.45	182,831,166.09	25,771,426.81	772,457,270.50	-	2,973.49	1,805,895.66	9,206,523.05				
FE		-	-	-	-	-	-	-	-	-	-	-				
CO		-	1,411,084.00	-	-	-	-	-	-	1,312,523.00	1,411,084.00	-				


Certified Correct:


Certified Correct:


Recommending Approval:

Approved by:

  
 MARY JANE S. MANUEL  
 Chief Budget Division for Special Project  
 Date:

  
 DAHLIA D. BLANCO  
 OIC-Chief, Accounting Division for Special Project  
 Date:

  
 WAYNE C. BELIZAR  
 Director IV, FMS  
 Date:

  
 ATTY. EDWARD JUSTINE R. ORDEN  
 Undersecretary for GASSG  
 Date:  
 As per S.O. NO. 5650 S. 2023

FAR 1A

FAR 1B