

STATEMENT OF APPROPRIATIONS, ALLOTMENTS, OBLIGATIONS, DISBURSEMENTS AND BALANCES

As of the 4th Quarter December 31, 2024

Department: Department of Social Welfare and Development  
 Agency : OFFICE OF THE SECRETARY  
 Operating Unit : ALL  
 Organization Code (UACS): ALL  
 Funding Source Code: 02 - FOREIGN ASSISTED PROJECTS

|   |                             |
|---|-----------------------------|
| X | Current Year Appropriations |
|   | Supplemental Appropriations |
|   | Continuing Appropriations   |

| Program/Activity/Project (P/A/P) and Account Title             | Account Code | Appropriations           |   |                         | Allotments          |                                       |                    |                  |                           | Current Year Obligations    |                            |                             |
|--|--------------|--------------------------|---|-------------------------|---------------------|---------------------------------------|--------------------|------------------|---------------------------|-----------------------------|----------------------------|-----------------------------|
|  |              | Authorized Appropriation | Adjustments (Transfer To/From, Realignment) | Adjusted Appropriations | Allotments Received | Adjustments (Withdrawal, Realignment) | Transfer To        | Transfer From    | Adjusted Total Allotments | 1st Quarter ending March 31 | 2nd Quarter ending June 30 | 3rd Quarter ending Sept. 30 |
| 1  | 2            | 3.00                     | 4.00  | 5 = (3 + 4)             | 6.00                | 7.00                                  | 8.00               | 9.00             | 10 = ((6+(-7)-8)+9)       | 11.00                       | 12.00                      | 13.00                       |
| <b>SPECIAL PURPOSE FUND</b>                                    |              |                          |   |                         |                     |                                       |                    |                  |                           |                             |                            |                             |
| SARO No. BMB-B-24-0000204 dated February 02, 2024 (AF KCNCDDP) |              | -                        | 3,781,492,308.00                            | 3,781,492,308.00        | 3,781,492,308.00    | -                                     | (3,667,272,896.62) | 3,667,272,896.62 | 3,781,492,308.00          | 1,814,803,448.53            | 877,602,784.53             | 636,905,599.01              |
| PS   |              | -                        | -   | -                       | -                   | -                                     | -                  | -                | -                         | -                           | -                          | -                           |
| MOOE   |              | -                        | 3,758,107,008.00                            | 3,758,107,008.00        | 3,758,107,008.00    | -                                     | (3,667,272,896.62) | 3,667,272,896.62 | 3,758,107,008.00          | 1,809,847,252.53            | 877,602,784.53             | 636,208,099.01              |
| FE   |              | -                        | -   | -                       | -                   | -                                     | -                  | -                | -                         | -                           | -                          | -                           |
| CO   |              | -                        | 23,385,300.00                               | 23,385,300.00           | 23,385,300.00       | -                                     | -                  | -                | 23,385,300.00             | 4,956,196.00                | -                          | 697,500.00                  |
| SARO No. BMB-B-23-0000187 dated February 02, 2024 (PMNP)       |              | -                        | 67,962,856.00                               | 67,962,856.00           | 67,962,856.00       | -                                     | (64,083,720.00)    | 64,083,720.00    | 67,962,856.00             | 18,841,989.33               | 27,777,401.92              | 16,496,825.15               |
| PS   |              | -                        | -   | -                       | -                   | -                                     | -                  | -                | -                         | -                           | -                          | -                           |
| MOOE   |              | -                        | 67,862,856.00                               | 67,862,856.00           | 67,862,856.00       | -                                     | (64,083,720.00)    | 64,083,720.00    | 67,862,856.00             | 18,841,989.33               | 27,777,401.92              | 16,496,825.15               |
| FE   |              | -                        | -   | -                       | -                   | -                                     | -                  | -                | -                         | -                           | -                          | -                           |
| CO   |              | -                        | 100,000.00                                  | 100,000.00              | 100,000.00          | -                                     | -                  | -                | 100,000.00                | -                           | -                          | -                           |
| SARO No. BMB-B-24-0000428 dated February 15, 2024 (BFIRST)     |              | -                        | 150,148,000.00                              | 150,148,000.00          | 150,148,000.00      | -                                     | (20,184,475.91)    | 20,184,475.91    | 150,148,000.00            | 7,675,694.00                | 8,826,863.74               | 8,103,244.47                |
| PS   |              | -                        | -   | -                       | -                   | -                                     | -                  | -                | -                         | -                           | -                          | -                           |
| MOOE   |              | -                        | 126,805,000.00                              | 126,805,000.00          | 126,805,000.00      | -                                     | (20,184,475.91)    | 20,184,475.91    | 126,805,000.00            | 7,675,694.00                | 6,196,863.74               | 7,210,414.47                |
| FE   |              | -                        | -   | -                       | -                   | -                                     | -                  | -                | -                         | -                           | -                          | -                           |
| CO   |              | -                        | 23,343,000.00                               | 23,343,000.00           | 23,343,000.00       | -                                     | -                  | -                | 23,343,000.00             | -                           | 2,630,000.00               | 892,830.00                  |
| SARO No. BMB-B-24-0014654 dated September 13, 2024 (PMNP-GOP)  |              | -                        | 383,228,871.00                              | 383,228,871.00          | 383,228,871.00      | -                                     | (1,156,191.62)     | 1,156,191.62     | 383,228,871.00            | -                           | -                          | 29,370.00                   |
| PS   |              | -                        | -   | -                       | -                   | -                                     | -                  | -                | -                         | -                           | -                          | -                           |
| MOOE   |              | -                        | 383,228,871.00                              | 383,228,871.00          | 383,228,871.00      | -                                     | (1,156,191.62)     | 1,156,191.62     | 383,228,871.00            | -                           | -                          | 29,370.00                   |
| FE   |              | -                        | -   | -                       | -                   | -                                     | -                  | -                | -                         | -                           | -                          | -                           |
| CO   |              | -                        | -   | -                       | -                   | -                                     | -                  | -                | -                         | -                           | -                          | -                           |
| SARO No. BMB-B-24-0017631 dated November 11, 2024 (BFIRST)     |              | -                        | 197,599,221.00                              | 197,599,221.00          | 197,599,221.00      | -                                     | -                  | -                | 197,599,221.00            | -                           | -                          | -                           |
| PS   |              | -                        | -   | -                       | -                   | -                                     | -                  | -                | -                         | -                           | -                          | -                           |
| MOOE   |              | -                        | 54,015,000.00                               | 54,015,000.00           | 54,015,000.00       | -                                     | -                  | -                | 54,015,000.00             | -                           | -                          | -                           |
| FE   |              | -                        | -   | -                       | -                   | -                                     | -                  | -                | -                         | -                           | -                          | -                           |
| CO   |              | -                        | 143,584,221.00                              | 143,584,221.00          | 143,584,221.00      | -                                     | -                  | -                | 143,584,221.00            | -                           | -                          | -                           |

| Program/Activity/Project (P/A/P) and Account Title             | Account Code | Current Year Obligations   |                  | Disbursements               |                            |                             |                            |                  | Balances                  |                       |                    |                            |
|--|--------------|----------------------------|------------------|-----------------------------|----------------------------|-----------------------------|----------------------------|------------------|---------------------------|-----------------------|--------------------|----------------------------|
|  |              | 4th Quarter ending Dec. 31 | Total            | 1st Quarter ending March 31 | 2nd Quarter ending June 30 | 3rd Quarter ending Sept. 30 | 4th Quarter ending Dec. 31 | Total            | Unreleased Appropriations | Unobligated Allotment | Unpaid Obligations |                            |
|  |              |                            |                  |                             |                            |                             |                            |                  |                           |                       | Due and Demandable | Not Yet Due and Demandable |
| 1  | 2            | 14.00                      | 15=(11+12+13+14) | 16.00                       | 17.00                      | 18.00                       | 19.00                      | 20=(16+17+18+19) | 21=(5-10)                 | 22=(10-15)            | 23.00              | 24.00                      |
| <b>SPECIAL PURPOSE FUND</b>                                    |              |                            |                  |                             |                            |                             |                            |                  |                           |                       |                    |                            |
| SARO No. BMB-B-24-0000204 dated February 02, 2024 (AF KCNCDDP) |              | 420,216,238.68             | 3,749,528,070.75 | 505,928,609.86              | 1,645,930,761.38           | 547,959,170.79              | 842,312,606.32             | 3,542,131,148.35 | -                         | 31,964,237.25         | 107,760,882.79     | 99,636,039.61              |
| PS   |              | -                          | -                | -                           | -                          | -                           | -                          | -                | -                         | -                     | -                  | -                          |
| MOOE   |              | 408,189,330.68             | 3,731,847,466.75 | 505,928,609.86              | 1,645,930,761.38           | 547,959,170.79              | 837,356,410.32             | 3,537,174,952.35 | -                         | 26,259,541.25         | 107,333,262.79     | 87,339,251.61              |
| FE   |              | -                          | -                | -                           | -                          | -                           | -                          | -                | -                         | -                     | -                  | -                          |
| CO   |              | 12,026,908.00              | 17,680,604.00    | -                           | -                          | -                           | 4,956,196.00               | 4,956,196.00     | -                         | 5,704,696.00          | 427,620.00         | 12,296,788.00              |
| SARO No. BMB-B-23-0000187 dated February 02, 2024 (PMNP)       |              | 2,489,083.85               | 65,605,300.25    | 8,481,574.21                | 30,452,520.93              | 13,332,754.10               | 8,692,644.54               | 60,959,493.78    | -                         | 2,357,555.75          | 2,093,243.99       | 2,552,562.48               |
| PS   |              | -                          | -                | -                           | -                          | -                           | -                          | -                | -                         | -                     | -                  | -                          |
| MOOE   |              | 2,489,083.85               | 65,605,300.25    | 8,481,574.21                | 30,452,520.93              | 13,332,754.10               | 8,692,644.54               | 60,959,493.78    | -                         | 2,257,555.75          | 2,093,243.99       | 2,552,562.48               |
| FE   |              | -                          | -                | -                           | -                          | -                           | -                          | -                | -                         | -                     | -                  | -                          |
| CO   |              | -                          | -                | -                           | -                          | -                           | -                          | -                | -                         | 100,000.00            | -                  | -                          |
| SARO No. BMB-B-24-0000428 dated February 15, 2024 (BFIRST)     |              | 16,695,617.33              | 41,301,419.54    | 498,497.42                  | 1,971,271.26               | 7,965,879.14                | 18,670,624.44              | 29,106,272.26    | -                         | 108,846,580.46        | 5,204,720.44       | 6,990,426.84               |
| PS   |              | -                          | -                | -                           | -                          | -                           | -                          | -                | -                         | -                     | -                  | -                          |
| MOOE   |              | 16,132,482.15              | 37,215,454.36    | 498,497.42                  | 1,971,271.26               | 7,965,879.14                | 16,040,624.44              | 26,476,272.26    | -                         | 89,589,545.64         | 5,204,720.44       | 5,534,461.66               |
| FE   |              | -                          | -                | -                           | -                          | -                           | -                          | -                | -                         | -                     | -                  | -                          |
| CO   |              | 563,135.18                 | 4,085,965.18     | -                           | -                          | -                           | 2,630,000.00               | 2,630,000.00     | -                         | 19,257,034.82         | -                  | 1,455,965.18               |
| SARO No. BMB-B-24-0014654 dated September 13, 2024 (PMNP-GOP)  |              | 2,820,723.51               | 2,850,093.51     | -                           | -                          | -                           | 1,552,353.05               | 1,552,353.05     | -                         | 380,378,777.49        | 285,944.00         | 1,011,796.46               |
| PS   |              | -                          | -                | -                           | -                          | -                           | -                          | -                | -                         | -                     | -                  | -                          |
| MOOE   |              | 2,820,723.51               | 2,850,093.51     | -                           | -                          | -                           | 1,552,353.05               | 1,552,353.05     | -                         | 380,378,777.49        | 285,944.00         | 1,011,796.46               |
| FE   |              | -                          | -                | -                           | -                          | -                           | -                          | -                | -                         | -                     | -                  | -                          |
| CO   |              | -                          | -                | -                           | -                          | -                           | -                          | -                | -                         | -                     | -                  | -                          |
| SARO No. BMB-B-24-0017631 dated November 11, 2024 (BFIRST)     |              | 90,000.00                  | 90,000.00        | -                           | -                          | -                           | -                          | -                | -                         | 197,509,221.00        | -                  | 90,000.00                  |
| PS   |              | -                          | -                | -                           | -                          | -                           | -                          | -                | -                         | -                     | -                  | -                          |
| MOOE   |              | -                          | -                | -                           | -                          | -                           | -                          | -                | -                         | 54,015,000.00         | -                  | -                          |
| FE   |              | -                          | -                | -                           | -                          | -                           | -                          | -                | -                         | -                     | -                  | -                          |
| CO   |              | 90,000.00                  | 90,000.00        | -                           | -                          | -                           | -                          | -                | -                         | 143,494,221.00        | -                  | 90,000.00                  |

| Program/Activity/Project (P/A/P)<br>and Account Title | Account<br>Code | Appropriations              |   |                            | Allotments             |   |                    |                  |                              | Current Year Obligations       |                               |                                |
|---|-----------------|-----------------------------|---|----------------------------|------------------------|---|--------------------|------------------|------------------------------|--------------------------------|-------------------------------|--------------------------------|
|   |                 | Authorized<br>Appropriation | Adjustments<br>(Transfer To/From,<br>Realignment) | Adjusted<br>Appropriations | Allotments<br>Received | Adjustments<br>(Withdrawal,<br>Realignment) | Transfer To        | Transfer From    | Adjusted Total<br>Allotments | 1st Quarter<br>ending March 31 | 2nd Quarter<br>ending June 30 | 3rd Quarter<br>ending Sept. 30 |
| 1   | 2               | 3.00                        | 4.00  | 5 = (3 + 4)                | 6.00                   | 7.00  | 8.00               | 9.00             | 10 = ((6+(-)7)-8+9)          | 11.00                          | 12.00                         | 13.00                          |
| <b>TOTAL, SPECIAL PURPOSE FUND</b>                    |                 | -                           | 4,580,431,256.00                                  | 4,580,431,256.00           | 4,580,431,256.00       | -   | (3,752,697,284.15) | 3,752,697,284.15 | 4,580,431,256.00             | 1,841,321,131.86               | 914,207,050.19                | 661,535,038.63                 |
| PS  |                 | -                           | -   | -                          | -                      | -   | -                  | -                | -                            | -                              | -                             | -                              |
| MOOE  |                 | -                           | 4,390,018,735.00                                  | 4,390,018,735.00           | 4,390,018,735.00       | -   | (3,752,697,284.15) | 3,752,697,284.15 | 4,390,018,735.00             | 1,836,364,935.86               | 911,577,050.19                | 659,944,708.63                 |
| FE  |                 | -                           | -   | -                          | -                      | -   | -                  | -                | -                            | -                              | -                             | -                              |
| CO  |                 | -                           | 190,412,521.00                                    | 190,412,521.00             | 190,412,521.00         | -   | -                  | -                | 190,412,521.00               | 4,956,196.00                   | 2,630,000.00                  | 1,590,330.00                   |
| <b>GRAND TOTAL</b>                                    |                 | -                           | 4,580,431,256.00                                  | 4,580,431,256.00           | 4,580,431,256.00       | -   | (3,752,697,284.15) | 3,752,697,284.15 | 4,580,431,256.00             | 1,841,321,131.86               | 914,207,050.19                | 661,535,038.63                 |
| PS  |                 | -                           | -   | -                          | -                      | -   | -                  | -                | -                            | -                              | -                             | -                              |
| MOOE  |                 | -                           | 4,390,018,735.00                                  | 4,390,018,735.00           | 4,390,018,735.00       | -   | (3,752,697,284.15) | 3,752,697,284.15 | 4,390,018,735.00             | 1,836,364,935.86               | 911,577,050.19                | 659,944,708.63                 |
| FE  |                 | -                           | -   | -                          | -                      | -   | -                  | -                | -                            | -                              | -                             | -                              |
| CO  |                 | -                           | 190,412,521.00                                    | 190,412,521.00             | 190,412,521.00         | -   | -                  | -                | 190,412,521.00               | 4,956,196.00                   | 2,630,000.00                  | 1,590,330.00                   |


| Program/Activity/Project (P/A/P)<br>and Account Title | Account<br>Code | Current Year Obligations      |                  | Disbursements                  |                               |                                |                               |                  | Balances                     |                          |                       |                               |
|---|-----------------|-------------------------------|------------------|--------------------------------|-------------------------------|--------------------------------|-------------------------------|------------------|------------------------------|--------------------------|-----------------------|-------------------------------|
|   |                 | 4th Quarter<br>ending Dec. 31 | Total            | 1st Quarter<br>ending March 31 | 2nd Quarter<br>ending June 30 | 3rd Quarter<br>ending Sept. 30 | 4th Quarter<br>ending Dec. 31 | Total            | Unreleased<br>Appropriations | Unobligated<br>Allotment | Unpaid Obligations    |                               |
|   |                 |                               |                  |                                |                               |                                |                               |                  |                              |                          | Due and<br>Demandable | Not Yet Due and<br>Demandable |
| 1   | 2               | 14.00                         | 15=(11+12+13+14) | 16.00                          | 17.00                         | 18.00                          | 19.00                         | 20=(16+17+18+19) | 21=(5-10)                    | 22=(10-15)               | 23.00                 | 24.00                         |
| TOTAL, SPECIAL PURPOSE FUND                           |                 | 442,311,663.37                | 3,859,374,884.05 | 514,908,681.49                 | 1,678,354,553.57              | 569,257,804.03                 | 871,228,228.35                | 3,633,749,267.44 | -                            | 721,056,371.96           | 115,344,791.22        | 110,280,825.39                |
| PS  |                 | -                             | -                | -                              | -                             | -                              | -                             | -                | -                            | -                        | -                     | -                             |
| MOOE  |                 | 429,631,620.19                | 3,837,518,314.87 | 514,908,681.49                 | 1,678,354,553.57              | 569,257,804.03                 | 863,642,032.35                | 3,626,163,071.44 | -                            | 552,500,420.13           | 114,917,171.22        | 96,438,072.21                 |
| FE  |                 | -                             | -                | -                              | -                             | -                              | -                             | -                | -                            | -                        | -                     | -                             |
| CO  |                 | 12,680,043.18                 | 21,856,569.18    | -                              | -                             | -                              | 7,586,196.00                  | 7,586,196.00     | -                            | 168,555,951.82           | 427,620.00            | 13,842,753.18                 |
| GRAND TOTAL   |                 | 442,311,663.37                | 3,859,374,884.05 | 514,908,681.49                 | 1,678,354,553.57              | 569,257,804.03                 | 871,228,228.35                | 3,633,749,267.44 | -                            | 721,056,371.96           | 115,344,791.22        | 110,280,825.39                |
| PS  |                 | -                             | -                | -                              | -                             | -                              | -                             | -                | -                            | -                        | -                     | -                             |
| MOOE  |                 | 429,631,620.19                | 3,837,518,314.87 | 514,908,681.49                 | 1,678,354,553.57              | 569,257,804.03                 | 863,642,032.35                | 3,626,163,071.44 | -                            | 552,500,420.13           | 114,917,171.22        | 96,438,072.21                 |
| FE  |                 | -                             | -                | -                              | -                             | -                              | -                             | -                | -                            | -                        | -                     | -                             |
| CO  |                 | 12,680,043.18                 | 21,856,569.18    | -                              | -                             | -                              | 7,586,196.00                  | 7,586,196.00     | -                            | 168,555,951.82           | 427,620.00            | 13,842,753.18                 |


Certified Correct:


Certified Correct:


Recommending Approval:

Approved by:

  
 MARY JANE S. MANUEL  
 Chief, Budget Division for Special Project  
 Date:

  
 DARLA D. BLANCO  
 OIC-Chief, Accounting Division for Special Project  
 Date:

  
 WAYNE C. BELIZAR  
 Director IV, FMS  
 Date:

  
 ATTY. EDWARD JUSTINE R. ORDEN  
 Undersecretary for GASSG  
 Date:  
 As per SO-no-56SD S. 2023