

STATEMENT OF APPROPRIATIONS, ALLOTMENTS, OBLIGATIONS, DISBURSEMENTS AND BALANCES

As of the 4th Quarter December 31, 2024

Department: Department of Social Welfare and Development
 Agency : OFFICE OF THE SECRETARY
 Operating Unit : ALL
 Organization Code (UACS): ALL
 Funding Source Code: 02 - FOREIGN ASSISTED PROJECTS


X	Current Year Appropriations
	Supplemental Appropriations
	Continuing Appropriations


Program/Activity/Project (P/A/P) and Account Title	Account Code	Appropriations			Allotments					Current Year Obligations		
		Authorized Appropriation	Adjustments (Transfer To/From, Realignment)	Adjusted Appropriations	Allotments Received	Adjustments (Withdrawal, Realignment)	Transfer To	Transfer From	Adjusted Total Allotments	1st Quarter ending March 31	2nd Quarter ending June 30	3rd Quarter ending Sept. 30
1	2	3.00	4.00	5 = (3 + 4)	6.00	7.00	8.00	9.00	10 = ((6+(-)7)-8+9)	11.00	12.00	13.00
SPECIAL PURPOSE FUND												
SARO No. BMB-B-24-0000204 dated February 02, 2024 (AF KCNCDDP)		-	3,781,492,308.00	3,781,492,308.00	3,781,492,308.00	-	(3,667,272,896.62)	3,667,272,896.62	3,781,492,308.00	1,814,803,448.53	877,602,784.53	636,905,599.01
PS		-	-	-	-	-	-	-	-	-	-	-
MOOE		-	3,758,107,008.00	3,758,107,008.00	3,758,107,008.00	-	(3,667,272,896.62)	3,667,272,896.62	3,758,107,008.00	1,809,847,252.53	877,602,784.53	636,208,099.01
FE		-	-	-	-	-	-	-	-	-	-	-
CO		-	23,385,300.00	23,385,300.00	23,385,300.00	-	-	-	23,385,300.00	4,956,196.00	-	697,500.00
SARO No. BMB-B-23-0000187 dated February 02, 2024 (PMNP)		-	67,962,856.00	67,962,856.00	67,962,856.00	-	(64,083,720.00)	64,083,720.00	67,962,856.00	18,841,989.33	27,777,401.92	16,496,825.15
PS		-	-	-	-	-	-	-	-	-	-	-
MOOE		-	67,862,856.00	67,862,856.00	67,862,856.00	-	(64,083,720.00)	64,083,720.00	67,862,856.00	18,841,989.33	27,777,401.92	16,496,825.15
FE		-	-	-	-	-	-	-	-	-	-	-
CO		-	100,000.00	100,000.00	100,000.00	-	-	-	100,000.00	-	-	-
SARO No. BMB-B-24-0000428 dated February 15, 2024 (BFIRST)		-	150,148,000.00	150,148,000.00	150,148,000.00	-	(20,184,475.91)	20,184,475.91	150,148,000.00	7,675,694.00	8,826,863.74	8,103,244.47
PS		-	-	-	-	-	-	-	-	-	-	-
MOOE		-	126,805,000.00	126,805,000.00	126,805,000.00	-	(20,184,475.91)	20,184,475.91	126,805,000.00	7,675,694.00	6,196,863.74	7,210,414.47
FE		-	-	-	-	-	-	-	-	-	-	-
CO		-	23,343,000.00	23,343,000.00	23,343,000.00	-	-	-	23,343,000.00	-	2,630,000.00	892,830.00
SARO No. BMB-B-24-0014654 dated September 13, 2024 (PMNP-GOP)		-	383,228,871.00	383,228,871.00	383,228,871.00	-	(1,156,191.62)	1,156,191.62	383,228,871.00	-	-	29,370.00
PS		-	-	-	-	-	-	-	-	-	-	-
MOOE		-	383,228,871.00	383,228,871.00	383,228,871.00	-	(1,156,191.62)	1,156,191.62	383,228,871.00	-	-	29,370.00
FE		-	-	-	-	-	-	-	-	-	-	-
CO		-	-	-	-	-	-	-	-	-	-	-
SARO No. BMB-B-24-0017631 dated November 11, 2024 (BFIRST)		-	197,599,221.00	197,599,221.00	197,599,221.00	-	-	-	197,599,221.00	-	-	-
PS		-	-	-	-	-	-	-	-	-	-	-
MOOE		-	54,015,000.00	54,015,000.00	54,015,000.00	-	-	-	54,015,000.00	-	-	-
FE		-	-	-	-	-	-	-	-	-	-	-
CO		-	143,584,221.00	143,584,221.00	143,584,221.00	-	-	-	143,584,221.00	-	-	-


Program/Activity/Project (P/A/P) and Account Title	Account Code	Current Year Obligations		Disbursements					Balances			
		4th Quarter ending Dec. 31	Total	1st Quarter ending March 31	2nd Quarter ending June 30	3rd Quarter ending Sept. 30	4th Quarter ending Dec. 31	Total	Unreleased Appropriations	Unobligated Allotment	Unpaid Obligations	
											Due and Demandable	Not Yet Due and Demandable
1	2	14.00	15=(11+12+13+14)	16.00	17.00	18.00	19.00	20=(16+17+18+19)	21=(5-10)	22=(10-15)	23.00	24.00
SPECIAL PURPOSE FUND												
SARO No. BMB-B-24-0000204 dated February 02, 2024 (AF KCNCDDP)		420,876,603.70	3,750,188,435.77	505,928,609.86	1,645,930,761.38	547,959,170.79	842,312,606.32	3,542,131,148.35	-	31,303,872.23	107,760,882.79	100,296,404.63
PS		-	-	-	-	-	-	-	-	-	-	-
MOOE		408,849,695.70	3,732,507,831.77	505,928,609.86	1,645,930,761.38	547,959,170.79	837,356,410.32	3,537,174,952.35	-	25,599,176.23	107,333,262.79	87,999,616.63
FE		-	-	-	-	-	-	-	-	-	-	-
CO		12,026,908.00	17,680,604.00	-	-	-	4,956,196.00	4,956,196.00	-	5,704,696.00	427,620.00	12,296,788.00
SARO No. BMB-B-23-0000187 dated February 02, 2024 (PMNP)		2,489,083.85	65,605,300.25	8,481,574.21	30,452,520.93	13,332,754.10	8,692,644.54	60,959,493.78	-	2,357,555.75	2,093,243.99	2,552,562.48
PS		-	-	-	-	-	-	-	-	-	-	-
MOOE		2,489,083.85	65,605,300.25	8,481,574.21	30,452,520.93	13,332,754.10	8,692,644.54	60,959,493.78	-	2,257,555.75	2,093,243.99	2,552,562.48
FE		-	-	-	-	-	-	-	-	-	-	-
CO		-	-	-	-	-	-	-	-	100,000.00	-	-
SARO No. BMB-B-24-0000428 dated February 15, 2024 (BFIRST)		16,695,617.33	41,301,419.54	498,497.42	1,971,271.26	7,965,879.14	18,670,624.44	29,106,272.26	-	108,846,580.46	5,204,720.44	6,990,426.84
PS		-	-	-	-	-	-	-	-	-	-	-
MOOE		16,132,482.15	37,215,454.36	498,497.42	1,971,271.26	7,965,879.14	16,040,624.44	26,476,272.26	-	89,589,545.64	5,204,720.44	5,534,461.66
FE		-	-	-	-	-	-	-	-	-	-	-
CO		563,135.18	4,085,965.18	-	-	-	2,630,000.00	2,630,000.00	-	19,257,034.82	-	1,455,965.18
SARO No. BMB-B-24-0014654 dated September 13, 2024 (PMNP-GOP)		2,820,723.51	2,850,093.51	-	-	-	1,552,353.05	1,552,353.05	-	380,378,777.49	285,944.00	1,011,796.46
PS		-	-	-	-	-	-	-	-	-	-	-
MOOE		2,820,723.51	2,850,093.51	-	-	-	1,552,353.05	1,552,353.05	-	380,378,777.49	285,944.00	1,011,796.46
FE		-	-	-	-	-	-	-	-	-	-	-
CO		-	-	-	-	-	-	-	-	-	-	-
SARO No. BMB-B-24-0017631 dated November 11, 2024 (BFIRST)		90,000.00	90,000.00	-	-	-	-	-	-	197,509,221.00	-	90,000.00
PS		-	-	-	-	-	-	-	-	-	-	-
MOOE		-	-	-	-	-	-	-	-	54,015,000.00	-	-
FE		-	-	-	-	-	-	-	-	-	-	-
CO		90,000.00	90,000.00	-	-	-	-	-	-	143,494,221.00	-	90,000.00


Program/Activity/Project (P/A/P) and Account Title	Account Code	Appropriations			Allotments					Current Year Obligations		
		Authorized Appropriation	Adjustments (Transfer To/From, Realignment)	Adjusted Appropriations	Allotments Received	Adjustments (Withdrawal, Realignment)	Transfer To	Transfer From	Adjusted Total Allotments	1st Quarter ending March 31	2nd Quarter ending June 30	3rd Quarter ending Sept. 30
1	2	3.00	4.00	5 = (3 + 4)	6.00	7.00	8.00	9.00	10 = ((6+(-)7)-8+9)	11.00	12.00	13.00
TOTAL, SPECIAL PURPOSE FUND		-	4,580,431,256.00	4,580,431,256.00	4,580,431,256.00	-	(3,752,697,284.15)	3,752,697,284.15	4,580,431,256.00	1,841,321,131.86	914,207,050.19	661,535,038.63
PS		-	-	-	-	-	-	-	-	-	-	-
MOOE		-	4,390,018,735.00	4,390,018,735.00	4,390,018,735.00	-	(3,752,697,284.15)	3,752,697,284.15	4,390,018,735.00	1,836,364,935.86	911,577,050.19	659,944,708.63
FE		-	-	-	-	-	-	-	-	-	-	-
CO		-	190,412,521.00	190,412,521.00	190,412,521.00	-	-	-	190,412,521.00	4,956,196.00	2,630,000.00	1,590,330.00
GRAND TOTAL		-	4,580,431,256.00	4,580,431,256.00	4,580,431,256.00	-	(3,752,697,284.15)	3,752,697,284.15	4,580,431,256.00	1,841,321,131.86	914,207,050.19	661,535,038.63
PS		-	-	-	-	-	-	-	-	-	-	-
MOOE		-	4,390,018,735.00	4,390,018,735.00	4,390,018,735.00	-	(3,752,697,284.15)	3,752,697,284.15	4,390,018,735.00	1,836,364,935.86	911,577,050.19	659,944,708.63
FE		-	-	-	-	-	-	-	-	-	-	-
CO		-	190,412,521.00	190,412,521.00	190,412,521.00	-	-	-	190,412,521.00	4,956,196.00	2,630,000.00	1,590,330.00

Program/Activity/Project (P/A/P) and Account Title	Account Code	Current Year Obligations		Disbursements					Balances			
		4th Quarter ending Dec. 31	Total	1st Quarter ending March 31	2nd Quarter ending June 30	3rd Quarter ending Sept. 30	4th Quarter ending Dec. 31	Total	Unreleased Appropriations	Unobligated Allotment	Unpaid Obligations	
											Due and Demandable	Not Yet Due and Demandable
1	2	14.00	15=(11+12+13+14)	16.00	17.00	18.00	19.00	20=(16+17+18+19)	21=(5-10)	22=(10-15)	23.00	24.00
TOTAL, SPECIAL PURPOSE FUND		442,972,028.39	3,860,035,249.07	514,908,681.49	1,678,354,553.57	569,257,804.03	871,228,228.35	3,633,749,267.44	-	720,396,006.93	115,344,791.22	110,941,190.41
PS		-	-	-	-	-	-	-	-	-	-	-
MOOE		430,291,985.21	3,838,178,679.89	514,908,681.49	1,678,354,553.57	569,257,804.03	863,642,032.35	3,626,163,071.44	-	551,840,055.11	114,917,171.22	97,098,437.23
FE		-	-	-	-	-	-	-	-	-	-	-
CO		12,680,043.18	21,856,569.18	-	-	-	7,586,196.00	7,586,196.00	-	168,555,951.82	427,620.00	13,842,753.18
GRAND TOTAL		442,972,028.39	3,860,035,249.07	514,908,681.49	1,678,354,553.57	569,257,804.03	871,228,228.35	3,633,749,267.44	-	720,396,006.93	115,344,791.22	110,941,190.41
PS		-	-	-	-	-	-	-	-	-	-	-
MOOE		430,291,985.21	3,838,178,679.89	514,908,681.49	1,678,354,553.57	569,257,804.03	863,642,032.35	3,626,163,071.44	-	551,840,055.11	114,917,171.22	97,098,437.23
FE		-	-	-	-	-	-	-	-	-	-	-
CO		12,680,043.18	21,856,569.18	-	-	-	7,586,196.00	7,586,196.00	-	168,555,951.82	427,620.00	13,842,753.18

Certified Correct:

 MARY JANE S. MANUEL
 Chief, Budget Division for Special Project
 Date:

Certified Correct:

 DAHLIA D. BLANCO
 OIC, Chief, Accounting Division for Special Project
 Date:

Recommending Approval:

 WAYNE C. BELIZAR
 Director IV, FMS
 Date:

Approved by:

 ATTY. EDWARD JUSTINE R. ORDEN
 Undersecretary for CASSG
 Date: