

STATEMENT OF APPROPRIATIONS, ALLOTMENTS, OBLIGATIONS, DISBURSEMENTS AND BALANCES

As of the Quarter Ending December 31, 2025

Department: Department of Social Welfare and Development

Agency : OFFICE OF THE SECRETARY

Operating Unit : ALL

Organization Code (UACS): ALL

Funding Source Code: 101

X	Current Year Appropriations
	Supplemental Appropriations
	Continuing Appropriations

Program/Activity/Project (P/A/P) and Account Title	Account Code	Appropriations			Allotments					Current Year Obligations	
		Authorized Appropriation	Adjustments (Transfer To/From, Realignment)	Adjusted Appropriations	Allotments Received	Adjustments (Withdrawal, Realignment)	Transfer To	Transfer From	Adjusted Total Allotments	1st Quarter ending March 31	2nd Quarter ending June 30
<b>1. AGENCY SPECIFIC BUDGET</b>											
<b>General Administration and Support Services</b>											
General Management and Supervision	100000100001000	2,359,496,000.00	-	2,359,496,000.00	2,357,307,580.00	(0.00)	(649,977,263.96)	649,977,263.96	2,357,307,580.00	475,137,922.48	159,855,861.18
PS		348,618,000.00	16,300,000.00	364,918,000.00	348,618,000.00	16,300,000.00	(22,198,865.00)	22,198,865.00	364,918,000.00	117,064,089.75	75,471,311.23
MOOE		1,835,028,000.00	(145,800,000.00)	1,689,228,000.00	1,835,028,000.00	(145,800,000.00)	(577,778,398.96)	577,778,398.96	1,689,228,000.00	352,707,501.73	84,384,549.95
CO		175,850,000.00	129,500,000.00	305,350,000.00	173,661,580.00	129,500,000.00	(50,000,000.00)	50,000,000.00	303,161,580.00	5,366,331.00	-
Administration of Personnel Benefits	100000100002000	21,585,000.00	-	21,585,000.00	21,585,000.00	-	(11,342,361.83)	11,342,361.83	21,585,000.00	891,421.77	3,203,309.21
PS		21,585,000.00	-	21,585,000.00	21,585,000.00	-	(11,342,361.83)	11,342,361.83	21,585,000.00	891,421.77	3,203,309.21
<b>Sub-total, GASS</b>		<b>2,381,081,000.00</b>	<b>-</b>	<b>2,381,081,000.00</b>	<b>2,378,892,580.00</b>	<b>(0.00)</b>	<b>(661,319,625.79)</b>	<b>661,319,625.79</b>	<b>2,378,892,580.00</b>	<b>476,029,344.25</b>	<b>163,059,170.39</b>
PS		370,203,000.00	16,300,000.00	386,503,000.00	370,203,000.00	16,300,000.00	(33,541,226.83)	33,541,226.83	386,503,000.00	117,955,511.52	78,674,620.44
MOOE		1,835,028,000.00	(145,800,000.00)	1,689,228,000.00	1,835,028,000.00	(145,800,000.00)	(577,778,398.96)	577,778,398.96	1,689,228,000.00	352,707,501.73	84,384,549.95
CO		175,850,000.00	129,500,000.00	305,350,000.00	173,661,580.00	129,500,000.00	(50,000,000.00)	50,000,000.00	303,161,580.00	5,366,331.00	-
<b>SUPPORT TO OPERATIONS</b>											
Information and Communication Technology Service Management	200000100001000	1,464,210,000.00	-	1,464,210,000.00	1,464,210,000.00	0.00	(634,055,543.17)	634,055,543.17	1,464,210,000.00	731,822,576.37	163,454,428.36
PS		10,404,000.00	2,144,955.00	12,548,955.00	10,404,000.00	2,144,955.00	(2,144,955.00)	2,144,955.00	12,548,955.00	3,218,616.44	2,759,974.32
MOOE		1,096,396,000.00	(2,144,955.00)	1,094,251,045.00	1,096,396,000.00	(2,144,955.00)	(553,638,607.50)	553,638,607.50	1,094,251,045.00	723,655,373.93	137,088,193.79
CO		357,410,000.00	-	357,410,000.00	357,410,000.00	-	(78,271,980.67)	78,271,980.67	357,410,000.00	4,948,586.00	23,606,260.25
Social Marketing Services	200000100002000	20,674,000.00	-	20,674,000.00	20,674,000.00	-	(833,000.00)	833,000.00	20,674,000.00	7,591,034.06	4,381,821.63
PS		13,262,000.00	-	13,262,000.00	13,262,000.00	-	-	-	13,262,000.00	4,259,494.16	3,543,268.45
MOOE		7,412,000.00	-	7,412,000.00	7,412,000.00	-	(833,000.00)	833,000.00	7,412,000.00	3,331,539.90	838,553.18
CO		-	-	-	-	-	-	-	-	-	-
Social Technology Development and Enhancement	200000100003000	73,013,000.00	-	73,013,000.00	73,013,000.00	-	(23,460,826.08)	23,460,826.08	73,013,000.00	21,734,561.24	16,530,635.55
PS		30,961,000.00	-	30,961,000.00	30,961,000.00	-	(471,000.00)	471,000.00	30,961,000.00	6,239,520.77	6,236,680.67
MOOE		42,052,000.00	-	42,052,000.00	42,052,000.00	-	(22,989,826.08)	22,989,826.08	42,052,000.00	15,495,040.47	10,293,954.88
CO		-	-	-	-	-	-	-	-	-	-
Formulation and Development of Policies and Plans	200000100004000	71,534,000.00	(0.00)	71,534,000.00	71,534,000.00	(0.00)	(6,582,240.10)	6,582,240.10	71,534,000.00	18,658,883.40	18,304,341.74
PS		45,374,000.00	(0.00)	45,374,000.00	45,374,000.00	(0.00)	-	-	45,374,000.00	14,199,011.70	13,202,967.30
MOOE		26,160,000.00	-	26,160,000.00	26,160,000.00	-	(6,582,240.10)	6,582,240.10	26,160,000.00	4,459,871.70	5,101,374.44
CO		-	-	-	-	-	-	-	-	-	-
Enhanced Partnership Against Hunger and Poverty - National Program Management Office	200000100005000	66,396,000.00	-	66,396,000.00	66,396,000.00	(0.00)	(52,271,085.31)	52,271,085.31	66,396,000.00	46,365,944.76	7,634,330.91
PS		-	-	-	-	-	-	-	-	-	-
MOOE		66,396,000.00	-	66,396,000.00	66,396,000.00	(0.00)	(52,271,085.31)	52,271,085.31	66,396,000.00	46,365,944.76	7,634,330.91
CO		-	-	-	-	-	-	-	-	-	-

Department: Department of Social Welfare and Development  
 Agency : OFFICE OF THE SECRETARY  
 Operating Unit : ALL  
 Organization Code (UACS): ALL  
 Funding Source Code: 101

Program/Activity/Project (P/A/P) and Account Title	Account Code	Current Year Obligations			Disbursements		Balances			
		3rd Quarter ending Sept. 30	4th Quarter ending Dec. 31	Total	4th Quarter ending Dec. 31	Total	Unreleased Appropriations	Unobligated Allotment	Unpaid Obligations	
									Due and Demandable	Not Yet Due and Demandable
<b>1. AGENCY SPECIFIC BUDGET</b>										
<b>General Administration and Support Services</b>										
General Management and Supervision	100000100001000	293,722,551.18	764,890,234.39	1,693,606,569.23	507,033,231.14	1,157,228,307.94	2,188,420.00	663,701,010.77	92,890,295.48	443,487,965.81
PS		89,119,974.07	83,262,624.95	364,918,000.00	101,926,637.50	359,605,789.07	-	-	2,140,769.51	3,171,441.42
MOOE		149,477,577.82	539,785,633.12	1,126,355,262.62	343,094,387.92	684,356,108.58	-	562,872,737.38	90,749,525.97	351,249,628.07
CO		55,124,999.29	141,841,976.32	202,333,306.61	62,012,205.72	113,266,410.29	2,188,420.00	100,828,273.39	-	89,066,896.32
Administration of Personnel Benefits	100000100002000	4,637,786.37	12,852,482.65	21,585,000.00	11,047,592.89	18,985,567.11	-	-	1,728,242.81	871,190.08
PS		4,637,786.37	12,852,482.65	21,585,000.00	11,047,592.89	18,985,567.11	-	-	1,728,242.81	871,190.08
<b>Sub-total, GASS</b>		<b>298,360,337.55</b>	<b>777,742,717.04</b>	<b>1,715,191,569.23</b>	<b>518,080,824.03</b>	<b>1,176,213,875.05</b>	<b>2,188,420.00</b>	<b>663,701,010.77</b>	<b>94,618,538.29</b>	<b>444,359,155.89</b>
PS		93,757,760.44	96,115,107.60	386,503,000.00	112,974,230.39	378,591,356.18	-	-	3,869,012.32	4,042,631.50
MOOE		149,477,577.82	539,785,633.12	1,126,355,262.62	343,094,387.92	684,356,108.58	-	562,872,737.38	90,749,525.97	351,249,628.07
CO		55,124,999.29	141,841,976.32	202,333,306.61	62,012,205.72	113,266,410.29	2,188,420.00	100,828,273.39	-	89,066,896.32
<b>SUPPORT TO OPERATIONS</b>										
Information and Communication Technology Service Management	200000100001000	131,866,714.54	120,124,093.95	1,147,267,813.22	344,791,654.43	836,685,508.79	-	316,942,186.78	50,111,616.13	260,470,688.30
PS		2,152,877.05	4,417,487.19	12,548,955.00	3,217,724.89	11,344,478.24	-	-	-	1,204,476.76
MOOE		91,516,735.64	96,751,287.35	1,049,011,590.71	305,084,043.95	772,622,359.05	-	45,239,454.29	40,120,950.62	236,268,281.04
CO		38,197,101.85	18,955,319.41	85,707,267.51	36,489,885.58	52,718,671.49	-	271,702,732.49	9,990,665.51	22,997,930.51
Social Marketing Services	200000100002000	4,260,364.29	3,888,626.98	20,121,846.96	5,529,400.37	19,497,343.33	-	552,153.04	240,999.73	383,503.90
PS		2,953,486.48	2,505,750.91	13,262,000.00	2,686,398.02	12,856,152.26	-	-	73,180.00	332,667.74
MOOE		1,306,877.81	1,382,876.07	6,859,846.96	2,843,002.35	6,641,191.07	-	552,153.04	167,819.73	50,836.16
CO		-	-	-	-	-	-	-	-	-
Social Technology Development and Enhancement	200000100003000	12,060,850.29	21,737,909.70	72,063,956.78	28,131,637.37	64,767,547.14	-	949,043.22	1,955,618.68	5,340,790.96
PS		5,434,613.48	13,050,185.08	30,961,000.00	13,417,136.10	29,374,595.50	-	-	-	1,586,404.50
MOOE		6,626,236.81	8,687,724.62	41,102,956.78	14,714,501.27	35,392,951.64	-	949,043.22	1,955,618.68	3,754,386.46
CO		-	-	-	-	-	-	-	-	-
Formulation and Development of Policies and Plans	200000100004000	17,883,214.02	11,636,453.96	66,482,893.12	20,324,085.93	62,178,667.53	-	5,051,106.88	313,820.43	3,990,405.16
PS		9,965,810.53	8,006,210.47	45,374,000.00	11,080,487.85	45,295,525.70	-	-	500.00	77,974.30
MOOE		7,917,403.49	3,630,243.49	21,108,893.12	9,243,598.09	16,883,141.83	-	5,051,106.88	313,320.43	3,912,430.86
CO		-	-	-	-	-	-	-	-	-
Enhanced Partnership Against Hunger and Poverty - National Program Management Office	200000100005000	5,795,676.25	5,317,062.75	65,113,014.67	22,491,572.55	60,691,779.96	-	1,282,985.33	2,391,214.30	2,030,020.41
PS		-	-	-	-	-	-	-	-	-
MOOE		5,795,676.25	5,317,062.75	65,113,014.67	22,491,572.55	60,691,779.96	-	1,282,985.33	2,391,214.30	2,030,020.41
CO		-	-	-	-	-	-	-	-	-

Program/Activity/Project (P/A/P) and Account Title	Account Code	Appropriations			Allotments				Current Year Obligations		
		Authorized Appropriation	Adjustments (Transfer To/From, Realignment)	Adjusted Appropriations	Allotments Received	Adjustments (Withdrawal, Realignment)	Transfer To	Transfer From	Adjusted Total Allotments	1st Quarter ending March 31	2nd Quarter ending June 30
<b>Sub-total, Support to Operations</b>		1,695,827,000.00	(0.00)	1,695,827,000.00	1,695,827,000.00	0.00	(717,202,694.66)	717,202,694.66	1,695,827,000.00	826,172,999.83	210,305,558.19
PS		100,001,000.00	2,144,955.00	102,145,955.00	100,001,000.00	2,144,955.00	(2,615,955.00)	2,615,955.00	102,145,955.00	27,916,643.07	25,742,890.74
MOOE		1,238,416,000.00	(2,144,955.00)	1,236,271,045.00	1,238,416,000.00	(2,144,955.00)	(636,314,758.99)	636,314,758.99	1,236,271,045.00	793,307,770.76	160,956,407.20
CO		357,410,000.00	-	357,410,000.00	357,410,000.00	-	(78,271,980.67)	78,271,980.67	357,410,000.00	4,948,586.00	23,606,260.25
<b>OPERATIONS</b>											
<b>Well-being of poor families improved</b>		70,471,035,000.00	(633,031,000.00)	69,838,004,000.00	69,838,004,000.00	0.00	(12,780,242,005.22)	12,780,242,005.22	69,838,004,000.00	13,255,943,694.55	28,741,127,363.79
PS		8,208,645,000.00	563,770,928.60	8,772,415,928.60	8,208,645,000.00	563,770,928.60	(8,037,273,349.95)	8,037,273,349.95	8,772,415,928.60	2,365,552,650.33	2,885,328,186.27
MOOE		62,262,390,000.00	(1,196,801,928.60)	61,065,588,071.40	61,629,359,000.00	(563,770,928.60)	(4,742,968,655.27)	4,742,968,655.27	61,065,588,071.40	10,890,391,044.22	25,855,799,177.52
CO		-	-	-	-	-	-	-	-	-	-
<b>PROMOTIVE SOCIAL WELFARE PROGRAM</b>		70,471,035,000.00	(633,031,000.00)	69,838,004,000.00	69,838,004,000.00	0.00	(12,780,242,005.22)	12,780,242,005.22	69,838,004,000.00	13,255,943,694.55	28,741,127,363.79
PS		8,208,645,000.00	563,770,928.60	8,772,415,928.60	8,208,645,000.00	563,770,928.60	(8,037,273,349.95)	8,037,273,349.95	8,772,415,928.60	2,365,552,650.33	2,885,328,186.27
MOOE		62,262,390,000.00	(1,196,801,928.60)	61,065,588,071.40	61,629,359,000.00	(563,770,928.60)	(4,742,968,655.27)	4,742,968,655.27	61,065,588,071.40	10,890,391,044.22	25,855,799,177.52
CO		-	-	-	-	-	-	-	-	-	-
<b>Pantawid Pamilyang Pilipino Program (Implementation of Conditional Cash Transfer)</b>	310100100001000	64,185,431,000.00	(504,287,000.00)	63,681,144,000.00	63,681,144,000.00	0.00	(8,330,864,122.30)	8,330,864,122.30	63,681,144,000.00	11,732,292,882.54	26,747,793,421.21
PS		7,781,767,000.00	541,317,114.00	8,323,084,114.00	7,781,767,000.00	541,317,114.00	(8,036,273,349.95)	8,036,273,349.95	8,323,084,114.00	2,270,301,024.33	2,772,362,412.35
MOOE		56,403,664,000.00	(1,045,604,114.00)	55,358,059,886.00	55,899,377,000.00	(541,317,114.00)	(294,590,772.35)	294,590,772.35	55,358,059,886.00	9,461,991,858.21	23,975,431,008.86
CO		-	-	-	-	-	-	-	-	-	-
<b>Sustainable Livelihood Program</b>	310100100002000	6,285,604,000.00	(128,744,000.00)	6,156,860,000.00	6,156,860,000.00	(0.00)	(4,449,377,882.92)	4,449,377,882.92	6,156,860,000.00	1,523,650,812.01	1,993,333,942.58
PS		426,878,000.00	22,453,814.60	449,331,814.60	426,878,000.00	22,453,814.60	(1,000,000.00)	1,000,000.00	449,331,814.60	95,251,626.00	112,965,773.92
MOOE		5,858,726,000.00	(151,197,814.60)	5,707,528,185.40	5,729,982,000.00	(22,453,814.60)	(4,448,377,882.92)	4,448,377,882.92	5,707,528,185.40	1,428,399,186.01	1,880,368,168.66
CO		-	-	-	-	-	-	-	-	-	-
<b>Rights of the poor and vulnerable sectors promoted and protected</b>		102,739,324,000.00	(2,029,996,000.00)	100,709,328,000.00	100,698,136,000.00	0.00	(40,764,637,712.16)	40,764,637,712.16	100,698,136,000.00	49,122,054,680.00	30,364,674,841.36
PS		759,099,000.00	71,241,546.00	830,340,546.00	747,907,000.00	71,241,546.00	-	-	819,148,546.00	164,532,095.29	213,806,149.07
MOOE		101,980,225,000.00	(2,104,161,667.00)	99,876,063,333.00	99,950,229,000.00	(74,165,667.00)	(40,764,637,712.16)	40,764,637,712.16	99,876,063,333.00	48,957,522,584.71	30,150,868,692.29
CO		-	2,924,121.00	2,924,121.00	-	2,924,121.00	-	-	2,924,121.00	-	-
<b>PROTECTIVE SOCIAL WELFARE PROGRAM</b>		102,739,324,000.00	(2,029,996,000.00)	100,709,328,000.00	100,698,136,000.00	0.00	(40,764,637,712.16)	40,764,637,712.16	100,698,136,000.00	49,122,054,680.00	30,364,674,841.36
PS		759,099,000.00	71,241,546.00	830,340,546.00	747,907,000.00	71,241,546.00	-	-	819,148,546.00	164,532,095.29	213,806,149.07
MOOE		101,980,225,000.00	(2,104,161,667.00)	99,876,063,333.00	99,950,229,000.00	(74,165,667.00)	(40,764,637,712.16)	40,764,637,712.16	99,876,063,333.00	48,957,522,584.71	30,150,868,692.29
CO		-	2,924,121.00	2,924,121.00	-	2,924,121.00	-	-	2,924,121.00	-	-
<b>RESIDENTIAL AND NON-RESIDENTIAL CARE SUB-PROGRAM</b>											
<b>Services for residential and center-based clients</b>	320101100001000	2,921,182,000.00	(0.00)	2,921,182,000.00	2,921,182,000.00	(0.00)	(1,106,772,145.66)	1,106,772,145.66	2,921,182,000.00	1,055,073,725.95	633,219,574.54
PS		665,902,000.00	60,692,593.00	726,594,593.00	665,902,000.00	60,692,593.00	-	-	726,594,593.00	145,703,650.11	193,680,103.71
MOOE		2,255,280,000.00	(63,616,714.00)	2,191,663,286.00	2,255,280,000.00	(63,616,714.00)	(1,106,772,145.66)	1,106,772,145.66	2,191,663,286.00	909,370,075.84	439,539,470.83
CO		-	2,924,121.00	2,924,121.00	-	2,924,121.00	-	-	2,924,121.00	-	-
<b>SUPPLEMENTARY FEEDING SUB-PROGRAM</b>											
<b>Supplementary Feeding Program</b>	320102100001000	5,182,950,000.00	(173,296,000.00)	5,009,654,000.00	5,009,654,000.00	(0.00)	(1,275,061,529.50)	1,275,061,529.50	5,009,654,000.00	1,366,711,138.13	2,791,701,172.32
PS		-	-	-	-	-	-	-	-	-	-
MOOE		5,182,950,000.00	(173,296,000.00)	5,009,654,000.00	5,009,654,000.00	(0.00)	(1,275,061,529.50)	1,275,061,529.50	5,009,654,000.00	1,366,711,138.13	2,791,701,172.32
CO		-	-	-	-	-	-	-	-	-	-
<b>SOCIAL WELFARE FOR SENIOR CITIZEN SUB-PROGRAM</b>		49,807,050,000.00	(1,856,700,000.00)	47,950,350,000.00	47,950,350,000.00	0.00	(290,232,533.20)	290,232,533.20	47,950,350,000.00	20,198,912,206.73	16,328,009,449.42

Program/Activity/Project (P/A/P) and Account Title	Account Code	Current Year Obligations			Disbursements		Balances			
		3rd Quarter ending Sept. 30	4th Quarter ending Dec. 31	Total	4th Quarter ending Dec. 31	Total	Unreleased Appropriations	Unobligated Allotment	Unpaid Obligations	
									Due and Demandable	Not Yet Due and Demandable
<b>Sub-total, Support to Operations</b>		171,866,819.39	162,704,147.34	1,371,049,524.75	421,268,350.65	1,043,820,846.74	-	324,777,475.25	55,013,269.27	272,215,408.74
PS		20,506,787.54	27,979,633.65	102,145,955.00	30,401,746.86	98,870,751.70	-	-	73,680.00	3,201,523.30
MOOE		113,162,930.00	115,769,194.28	1,183,196,302.24	354,376,718.21	892,231,423.55	-	53,074,742.76	44,948,923.76	246,015,954.93
CO		38,197,101.85	18,955,319.41	85,707,267.51	36,489,885.58	52,718,671.49	-	271,702,732.49	9,990,665.51	22,997,930.51
<b>OPERATIONS</b>										
<b>Well-being of poor families improved</b>		24,763,648,632.18	1,796,548,539.76	68,557,268,230.28	11,236,385,060.07	68,088,636,628.48	(0.00)	1,280,735,769.72	347,476,835.17	121,154,766.63
PS		2,432,191,193.58	1,089,343,898.42	8,772,415,928.60	1,153,603,113.12	8,652,680,149.19	-	-	71,000,860.70	48,734,918.71
MOOE		22,331,457,438.60	707,204,641.34	59,784,852,301.68	10,082,781,946.95	59,435,956,479.29	(0.00)	1,280,735,769.72	276,475,974.47	72,419,847.92
CO		-	-	-	-	-	-	-	-	-
<b>PROMOTIVE SOCIAL WELFARE PROGRAM</b>		24,763,648,632.18	1,796,548,539.76	68,557,268,230.28	11,236,385,060.07	68,088,636,628.48	(0.00)	1,280,735,769.72	347,476,835.17	121,154,766.63
PS		2,432,191,193.58	1,089,343,898.42	8,772,415,928.60	1,153,603,113.12	8,652,680,149.19	-	-	71,000,860.70	48,734,918.71
MOOE		22,331,457,438.60	707,204,641.34	59,784,852,301.68	10,082,781,946.95	59,435,956,479.29	(0.00)	1,280,735,769.72	276,475,974.47	72,419,847.92
CO		-	-	-	-	-	-	-	-	-
<b>Pantawid Pamilyang Pilipino Program (Implementation of Conditional Cash Transfer)</b>	310100100001000	23,552,502,815.32	473,890,894.46	62,506,480,013.53	9,390,971,170.87	62,323,347,078.79	(0.00)	1,174,663,986.47	124,547,337.95	58,585,596.79
PS		2,333,895,306.44	946,525,370.88	8,323,084,114.00	1,017,470,167.74	8,224,980,714.60	-	-	52,853,190.16	45,250,209.24
MOOE		21,218,607,508.88	(472,634,476.42)	54,183,395,899.53	8,373,501,003.13	54,098,366,364.19	(0.00)	1,174,663,986.47	71,694,147.79	13,335,387.55
CO		-	-	-	-	-	-	-	-	-
<b>Sustainable Livelihood Program</b>	310100100002000	1,211,145,816.86	1,322,657,645.30	6,050,788,216.75	1,845,413,889.20	5,765,289,549.69	-	106,071,783.25	222,929,497.22	62,569,169.84
PS		98,295,887.14	142,818,527.54	449,331,814.60	136,132,945.38	427,699,434.59	-	-	18,147,670.54	3,484,709.47
MOOE		1,112,849,929.72	1,179,839,117.76	5,601,456,402.15	1,709,280,943.82	5,337,590,115.10	-	106,071,783.25	204,781,826.68	59,084,460.37
CO		-	-	-	-	-	-	-	-	-
<b>Rights of the poor and vulnerable sectors promoted and protected</b>		14,769,784,485.60	5,938,813,673.75	100,195,327,680.71	10,368,477,907.03	98,215,328,139.65	11,192,000.00	502,808,319.29	1,205,457,491.97	774,542,049.09
PS		165,385,580.78	275,424,720.86	819,148,546.00	265,147,507.36	791,458,831.81	11,192,000.00	-	10,679,644.14	17,010,070.05
MOOE		14,604,398,904.82	5,660,525,201.25	99,373,315,383.07	10,103,330,399.68	97,423,869,307.84	(0.00)	502,747,949.93	1,194,777,847.83	754,668,227.40
CO		-	2,863,751.64	2,863,751.64	-	-	-	60,369.36	-	2,863,751.64
<b>PROTECTIVE SOCIAL WELFARE PROGRAM</b>		14,769,784,485.60	5,938,813,673.75	100,195,327,680.71	10,368,477,907.03	98,215,328,139.65	11,192,000.00	502,808,319.29	1,205,457,491.97	774,542,049.09
PS		165,385,580.78	275,424,720.86	819,148,546.00	265,147,507.36	791,458,831.81	11,192,000.00	-	10,679,644.14	17,010,070.05
MOOE		14,604,398,904.82	5,660,525,201.25	99,373,315,383.07	10,103,330,399.68	97,423,869,307.84	(0.00)	502,747,949.93	1,194,777,847.83	754,668,227.40
CO		-	2,863,751.64	2,863,751.64	-	-	-	60,369.36	-	2,863,751.64
<b>RESIDENTIAL AND NON-RESIDENTIAL CARE SUB-PROGRAM</b>										
<b>Services for residential and center-based clients</b>	320101100001000	469,803,466.94	646,664,770.41	2,804,761,537.84	914,358,478.26	2,338,153,574.15	-	116,420,462.16	281,282,693.97	185,325,269.72
PS		148,099,679.04	239,111,160.14	726,594,593.00	229,795,846.27	702,620,815.76	-	-	9,690,345.91	14,283,431.33
MOOE		321,703,787.90	404,689,858.63	2,075,303,193.20	684,562,631.99	1,635,532,758.38	-	116,360,092.80	271,592,348.06	168,178,086.75
CO		-	2,863,751.64	2,863,751.64	-	-	-	60,369.36	-	2,863,751.64
<b>SUPPLEMENTARY FEEDING SUB-PROGRAM</b>										
<b>Supplementary Feeding Program</b>	320102100001000	703,179,208.53	125,794,501.37	4,987,386,020.35	1,262,017,827.81	4,640,245,150.53	-	22,267,979.65	273,092,314.19	74,048,555.63
PS		-	-	-	-	-	-	-	-	-
MOOE		703,179,208.53	125,794,501.37	4,987,386,020.35	1,262,017,827.81	4,640,245,150.53	-	22,267,979.65	273,092,314.19	74,048,555.63
CO		-	-	-	-	-	-	-	-	-
<b>SOCIAL WELFARE FOR SENIOR CITIZEN SUB-PROGRAM</b>		6,888,859,254.39	4,194,341,691.01	47,610,122,601.55	4,632,553,810.14	46,887,461,944.23	(0.00)	340,227,398.45	336,897,614.32	385,763,043.00

Program/Activity/Project (P/A/P) and Account Title	Account Code	Appropriations			Allotments					Current Year Obligations	
		Authorized Appropriation	Adjustments (Transfer To/From, Realignment)	Adjusted Appropriations	Allotments Received	Adjustments (Withdrawal, Realignment)	Transfer To	Transfer From	Adjusted Total Allotments	1st Quarter ending March 31	2nd Quarter ending June 30
PS		34,236,000.00	10,548,953.00	44,784,953.00	34,236,000.00	10,548,953.00	-	-	44,784,953.00	7,170,696.50	8,812,511.40
MOOE		49,772,814,000.00	(1,867,248,953.00)	47,905,565,047.00	47,916,114,000.00	(10,548,953.00)	(290,232,533.20)	290,232,533.20	47,905,565,047.00	20,191,741,510.23	16,319,196,938.02
CO		-	-	-	-	-	-	-	-	-	-
<b>Social Pension for Indigent Senior Citizens</b>	<b>320103100001000</b>	<b>49,807,050,000.00</b>	<b>(1,856,700,000.00)</b>	<b>47,950,350,000.00</b>	<b>47,950,350,000.00</b>	<b>0.00</b>	<b>(290,232,533.20)</b>	<b>290,232,533.20</b>	<b>47,950,350,000.00</b>	<b>20,198,912,206.73</b>	<b>16,328,009,449.42</b>
PS		34,236,000.00	10,548,953.00	44,784,953.00	34,236,000.00	10,548,953.00	-	-	44,784,953.00	7,170,696.50	8,812,511.40
MOOE		49,772,814,000.00	(1,867,248,953.00)	47,905,565,047.00	47,916,114,000.00	(10,548,953.00)	(290,232,533.20)	290,232,533.20	47,905,565,047.00	20,191,741,510.23	16,319,196,938.02
CO		-	-	-	-	-	-	-	-	-	-
<b>PROTECTIVE PROGRAM FOR INDIVIDUALS AND FAMILIES IN ESPECIALLY DIFFICULT CIRCUMSTANCES SUB-PROGRAM</b>		<b>44,751,841,000.00</b>	<b>0.00</b>	<b>44,751,841,000.00</b>	<b>44,740,649,000.00</b>	<b>0.00</b>	<b>(38,039,770,120.17)</b>	<b>38,039,770,120.17</b>	<b>44,740,649,000.00</b>	<b>26,479,809,942.68</b>	<b>10,595,750,553.50</b>
PS		58,961,000.00	0.00	58,961,000.00	47,769,000.00	0.00	-	-	47,769,000.00	11,657,748.68	11,313,533.96
MOOE		44,692,880,000.00	-	44,692,880,000.00	44,692,880,000.00	0.00	(38,039,770,120.17)	38,039,770,120.17	44,692,880,000.00	26,468,152,194.00	10,584,437,019.54
CO		-	-	-	-	-	-	-	-	-	-
<b>Protective Services for Individuals and Families in Difficult Circumstances</b>	<b>320104100001000</b>	<b>44,744,227,000.00</b>	<b>0.00</b>	<b>44,744,227,000.00</b>	<b>44,733,035,000.00</b>	<b>0.00</b>	<b>(38,032,637,173.89)</b>	<b>38,032,637,173.89</b>	<b>44,733,035,000.00</b>	<b>26,479,418,394.68</b>	<b>10,593,420,538.50</b>
PS		58,961,000.00	0.00	58,961,000.00	47,769,000.00	0.00	-	-	47,769,000.00	11,657,748.68	11,313,533.96
MOOE		44,685,266,000.00	-	44,685,266,000.00	44,685,266,000.00	0.00	(38,032,637,173.89)	38,032,637,173.89	44,685,266,000.00	26,467,760,646.00	10,582,107,004.54
CO		-	-	-	-	-	-	-	-	-	-
<b>Assistance to Persons with Disability</b>	<b>320104100003000</b>	<b>7,614,000.00</b>	<b>-</b>	<b>7,614,000.00</b>	<b>7,614,000.00</b>	<b>-</b>	<b>(7,132,946.28)</b>	<b>7,132,946.28</b>	<b>7,614,000.00</b>	<b>391,548.00</b>	<b>2,330,015.00</b>
PS		-	-	-	-	-	-	-	-	-	-
MOOE		7,614,000.00	-	7,614,000.00	7,614,000.00	-	(7,132,946.28)	7,132,946.28	7,614,000.00	391,548.00	2,330,015.00
CO		-	-	-	-	-	-	-	-	-	-
<b>SOCIAL WELFARE FOR DISTRESSED OVERSEAS FILIPINOS AND TRAFFICKED PERSONS SUB-PROGRAM</b>		<b>76,301,000.00</b>	<b>-</b>	<b>76,301,000.00</b>	<b>76,301,000.00</b>	<b>0.00</b>	<b>(52,801,383.63)</b>	<b>52,801,383.63</b>	<b>76,301,000.00</b>	<b>21,547,666.51</b>	<b>15,994,091.58</b>
PS		-	-	-	-	-	-	-	-	-	-
MOOE		76,301,000.00	-	76,301,000.00	76,301,000.00	0.00	(52,801,383.63)	52,801,383.63	76,301,000.00	21,547,666.51	15,994,091.58
CO		-	-	-	-	-	-	-	-	-	-
<b>Services to Displaced Persons</b>	<b>320105100002000</b>	<b>52,083,000.00</b>	<b>-</b>	<b>52,083,000.00</b>	<b>52,083,000.00</b>	<b>0.00</b>	<b>(52,042,394.80)</b>	<b>52,042,394.80</b>	<b>52,083,000.00</b>	<b>11,539,941.20</b>	<b>11,855,682.61</b>
PS		-	-	-	-	-	-	-	-	-	-
MOOE		52,083,000.00	-	52,083,000.00	52,083,000.00	0.00	(52,042,394.80)	52,042,394.80	52,083,000.00	11,539,941.20	11,855,682.61
CO		-	-	-	-	-	-	-	-	-	-
<b>Recovery and Reintegration Program for Trafficked Persons</b>	<b>320105100003000</b>	<b>24,218,000.00</b>	<b>-</b>	<b>24,218,000.00</b>	<b>24,218,000.00</b>	<b>0.00</b>	<b>(758,988.83)</b>	<b>758,988.83</b>	<b>24,218,000.00</b>	<b>10,007,725.31</b>	<b>4,138,408.97</b>
PS		-	-	-	-	-	-	-	-	-	-
MOOE		24,218,000.00	-	24,218,000.00	24,218,000.00	0.00	(758,988.83)	758,988.83	24,218,000.00	10,007,725.31	4,138,408.97
CO		-	-	-	-	-	-	-	-	-	-
<b>Immediate Relief and early recovery of disaster victims/survivors ensured</b>		<b>3,428,267,000.00</b>	<b>-</b>	<b>3,428,267,000.00</b>	<b>3,428,267,000.00</b>	<b>(0.00)</b>	<b>(2,502,094,630.12)</b>	<b>2,502,094,630.12</b>	<b>3,428,267,000.00</b>	<b>1,241,921,932.42</b>	<b>1,164,725,902.10</b>
PS		-	-	-	-	-	-	-	-	-	-
MOOE		3,378,267,000.00	-	3,378,267,000.00	3,378,267,000.00	(0.00)	(2,452,094,630.12)	2,452,094,630.12	3,378,267,000.00	1,241,921,932.42	1,164,725,902.10
CO		50,000,000.00	-	50,000,000.00	50,000,000.00	-	(50,000,000.00)	50,000,000.00	50,000,000.00	-	-
<b>DISASTER RESPONSE AND MANAGEMENT PROGRAM</b>		<b>3,428,267,000.00</b>	<b>-</b>	<b>3,428,267,000.00</b>	<b>3,428,267,000.00</b>	<b>(0.00)</b>	<b>(2,502,094,630.12)</b>	<b>2,502,094,630.12</b>	<b>3,428,267,000.00</b>	<b>1,241,921,932.42</b>	<b>1,164,725,902.10</b>
PS		-	-	-	-	-	-	-	-	-	-
MOOE		3,378,267,000.00	-	3,378,267,000.00	3,378,267,000.00	(0.00)	(2,452,094,630.12)	2,452,094,630.12	3,378,267,000.00	1,241,921,932.42	1,164,725,902.10
CO		50,000,000.00	-	50,000,000.00	50,000,000.00	-	(50,000,000.00)	50,000,000.00	50,000,000.00	-	-
<b>Disaster response and rehabilitation program</b>	<b>330100100001000</b>	<b>2,077,390,000.00</b>	<b>-</b>	<b>2,077,390,000.00</b>	<b>2,077,390,000.00</b>	<b>(0.00)</b>	<b>(1,856,965,684.26)</b>	<b>1,856,965,684.26</b>	<b>2,077,390,000.00</b>	<b>462,035,912.65</b>	<b>778,811,939.73</b>
PS		-	-	-	-	-	-	-	-	-	-
MOOE		2,077,390,000.00	-	2,077,390,000.00	2,077,390,000.00	(0.00)	(1,856,965,684.26)	1,856,965,684.26	2,077,390,000.00	462,035,912.65	778,811,939.73
CO		-	-	-	-	-	-	-	-	-	-

Program/Activity/Project (P/A/P) and Account Title	Account Code	Current Year Obligations			Disbursements		Balances			
		3rd Quarter ending Sept. 30	4th Quarter ending Dec. 31	Total	4th Quarter ending Dec. 31	Total	Unreleased Appropriations	Unobligated Allotment	Unpaid Obligations	
									Due and Demandable	Not Yet Due and Demandable
PS		7,615,642.28	21,186,102.82	44,784,953.00	19,975,346.45	42,661,996.96	-	-	945,298.23	1,177,657.81
MOOE		6,881,243,612.11	4,173,155,588.19	47,565,337,648.55	4,612,578,463.69	46,844,799,947.27	(0.00)	340,227,398.45	335,952,316.09	384,585,385.19
CO		-	-	-	-	-	-	-	-	-
<b>Social Pension for Indigent Senior Citizens</b>	<b>320103100001000</b>	<b>6,888,859,254.39</b>	<b>4,194,341,691.01</b>	<b>47,610,122,601.55</b>	<b>4,632,553,810.14</b>	<b>46,887,461,944.23</b>	<b>(0.00)</b>	<b>340,227,398.45</b>	<b>336,897,614.32</b>	<b>385,763,043.00</b>
PS		7,615,642.28	21,186,102.82	44,784,953.00	19,975,346.45	42,661,996.96	-	-	945,298.23	1,177,657.81
MOOE		6,881,243,612.11	4,173,155,588.19	47,565,337,648.55	4,612,578,463.69	46,844,799,947.27	(0.00)	340,227,398.45	335,952,316.09	384,585,385.19
CO		-	-	-	-	-	-	-	-	-
<b>PROTECTIVE PROGRAM FOR INDIVIDUALS AND FAMILIES IN ESPECIALLY DIFFICULT CIRCUMSTANCES SUB-PROGRAM</b>		<b>6,688,062,719.12</b>	<b>954,303,303.84</b>	<b>44,717,926,519.14</b>	<b>3,535,607,613.89</b>	<b>44,290,824,426.32</b>	<b>11,192,000.00</b>	<b>22,722,480.86</b>	<b>298,916,664.74</b>	<b>128,185,428.09</b>
PS		9,670,259.46	15,127,457.90	47,769,000.00	15,376,314.64	46,176,019.09	11,192,000.00	-	44,000.00	1,548,980.91
MOOE		6,678,392,459.66	939,175,845.94	44,670,157,519.14	3,520,231,299.26	44,244,648,407.23	-	22,722,480.86	298,872,664.74	126,636,447.18
CO		-	-	-	-	-	-	-	-	-
<b>Protective Services for Individuals and Families in Difficult Circumstances</b>	<b>320104100001000</b>	<b>6,685,813,816.50</b>	<b>952,099,048.90</b>	<b>44,710,751,798.58</b>	<b>3,532,852,971.74</b>	<b>44,285,541,383.13</b>	<b>11,192,000.00</b>	<b>22,283,201.42</b>	<b>297,537,142.59</b>	<b>127,673,272.87</b>
PS		9,670,259.46	15,127,457.90	47,769,000.00	15,376,314.64	46,176,019.09	11,192,000.00	-	44,000.00	1,548,980.91
MOOE		6,676,143,557.04	936,971,591.00	44,662,982,798.58	3,517,476,657.11	44,239,365,364.04	-	22,283,201.42	297,493,142.59	126,124,291.96
CO		-	-	-	-	-	-	-	-	-
<b>Assistance to Persons with Disability</b>	<b>320104100003000</b>	<b>2,248,902.62</b>	<b>2,204,254.94</b>	<b>7,174,720.56</b>	<b>2,754,642.15</b>	<b>5,283,043.19</b>	<b>-</b>	<b>439,279.44</b>	<b>1,379,522.15</b>	<b>512,155.22</b>
PS		-	-	-	-	-	-	-	-	-
MOOE		2,248,902.62	2,204,254.94	7,174,720.56	2,754,642.15	5,283,043.19	-	439,279.44	1,379,522.15	512,155.22
CO		-	-	-	-	-	-	-	-	-
<b>SOCIAL WELFARE FOR DISTRESSED OVERSEAS FILIPINOS AND TRAFFICKED PERSONS SUB-PROGRAM</b>		<b>19,879,836.62</b>	<b>17,709,407.12</b>	<b>75,131,001.83</b>	<b>23,940,176.93</b>	<b>58,643,044.43</b>	<b>-</b>	<b>1,169,998.17</b>	<b>15,268,204.75</b>	<b>1,219,752.65</b>
PS		-	-	-	-	-	-	-	-	-
MOOE		19,879,836.62	17,709,407.12	75,131,001.83	23,940,176.93	58,643,044.43	-	1,169,998.17	15,268,204.75	1,219,752.65
CO		-	-	-	-	-	-	-	-	-
<b>Services to Displaced Persons</b>	<b>320105100002000</b>	<b>17,000,440.75</b>	<b>11,686,935.44</b>	<b>52,083,000.00</b>	<b>15,335,923.42</b>	<b>38,152,949.61</b>	<b>-</b>	<b>-</b>	<b>13,889,445.19</b>	<b>40,605.20</b>
PS		-	-	-	-	-	-	-	-	-
MOOE		17,000,440.75	11,686,935.44	52,083,000.00	15,335,923.42	38,152,949.61	-	-	13,889,445.19	40,605.20
CO		-	-	-	-	-	-	-	-	-
<b>Recovery and Reintegration Program for Trafficked Persons</b>	<b>320105100003000</b>	<b>2,879,395.87</b>	<b>6,022,471.68</b>	<b>23,048,001.83</b>	<b>8,604,253.51</b>	<b>20,490,094.82</b>	<b>-</b>	<b>1,169,998.17</b>	<b>1,378,759.56</b>	<b>1,179,147.45</b>
PS		-	-	-	-	-	-	-	-	-
MOOE		2,879,395.87	6,022,471.68	23,048,001.83	8,604,253.51	20,490,094.82	-	1,169,998.17	1,378,759.56	1,179,147.45
CO		-	-	-	-	-	-	-	-	-
<b>Immediate Relief and early recovery of disaster victims/survivors ensured</b>		<b>630,824,587.73</b>	<b>281,254,846.37</b>	<b>3,318,727,268.62</b>	<b>618,228,114.09</b>	<b>3,087,350,909.00</b>	<b>-</b>	<b>109,539,731.38</b>	<b>191,667,001.81</b>	<b>39,709,357.81</b>
PS		-	-	-	-	-	-	-	-	-
MOOE		583,858,348.78	278,245,465.32	3,268,751,648.62	596,246,611.30	3,064,650,806.21	-	109,515,351.38	164,391,484.60	39,709,357.81
CO		46,966,238.95	3,009,381.05	49,975,620.00	21,981,502.79	22,700,102.79	-	24,380.00	27,275,517.21	-
<b>DISASTER RESPONSE AND MANAGEMENT PROGRAM</b>		<b>630,824,587.73</b>	<b>281,254,846.37</b>	<b>3,318,727,268.62</b>	<b>618,228,114.09</b>	<b>3,087,350,909.00</b>	<b>-</b>	<b>109,539,731.38</b>	<b>191,667,001.81</b>	<b>39,709,357.81</b>
PS		-	-	-	-	-	-	-	-	-
MOOE		583,858,348.78	278,245,465.32	3,268,751,648.62	596,246,611.30	3,064,650,806.21	-	109,515,351.38	164,391,484.60	39,709,357.81
CO		46,966,238.95	3,009,381.05	49,975,620.00	21,981,502.79	22,700,102.79	-	24,380.00	27,275,517.21	-
<b>Disaster response and rehabilitation program</b>	<b>330100100001000</b>	<b>513,493,029.14</b>	<b>252,592,527.42</b>	<b>2,006,933,408.94</b>	<b>365,864,284.48</b>	<b>1,910,075,269.90</b>	<b>-</b>	<b>70,456,591.06</b>	<b>62,113,959.92</b>	<b>34,744,179.12</b>
PS		-	-	-	-	-	-	-	-	-
MOOE		513,493,029.14	252,592,527.42	2,006,933,408.94	365,864,284.48	1,910,075,269.90	-	70,456,591.06	62,113,959.92	34,744,179.12
CO		-	-	-	-	-	-	-	-	-

Program/Activity/Project (P/A/P) and Account Title	Account Code	Appropriations			Allotments					Current Year Obligations	
		Authorized Appropriation	Adjustments (Transfer To/From, Realignment)	Adjusted Appropriations	Allotments Received	Adjustments (Withdrawal, Realignment)	Transfer To	Transfer From	Adjusted Total Allotments	1st Quarter ending March 31	2nd Quarter ending June 30
National Resource Operation	330100100002000	100,877,000.00	-	100,877,000.00	100,877,000.00	0.00	(73,066,962.00)	73,066,962.00	100,877,000.00	38,882,424.20	2,665,884.95
PS		-	-	-	-	-	-	-	-	-	-
MOOE		50,877,000.00	-	50,877,000.00	50,877,000.00	0.00	(23,066,962.00)	23,066,962.00	50,877,000.00	38,882,424.20	2,665,884.95
CO		50,000,000.00	-	50,000,000.00	50,000,000.00	-	(50,000,000.00)	50,000,000.00	50,000,000.00	-	-
Quick Response Fund	330100100003000	1,250,000,000.00	-	1,250,000,000.00	1,250,000,000.00	-	(572,061,983.86)	572,061,983.86	1,250,000,000.00	741,003,595.57	383,248,077.42
PS		-	-	-	-	-	-	-	-	-	-
MOOE		1,250,000,000.00	-	1,250,000,000.00	1,250,000,000.00	-	(572,061,983.86)	572,061,983.86	1,250,000,000.00	741,003,595.57	383,248,077.42
CO		-	-	-	-	-	-	-	-	-	-
Continuing Compliance of Social Welfare and Development Agencies (SWDAs) to standards in the delivery of social welfare services ensured		74,210,000.00	(0.00)	74,210,000.00	74,210,000.00	(0.00)	(12,805,255.45)	12,805,255.45	74,210,000.00	32,564,730.30	15,812,867.85
PS		30,054,000.00	1,200,000.00	31,254,000.00	30,054,000.00	1,200,000.00	(1,200,000.00)	1,200,000.00	31,254,000.00	9,766,633.55	9,260,961.91
MOOE		44,156,000.00	(1,200,000.00)	42,956,000.00	44,156,000.00	(1,200,000.00)	(11,605,255.45)	11,605,255.45	42,956,000.00	22,798,096.75	6,551,905.94
CO		-	-	-	-	-	-	-	-	-	-
SOCIAL WELFARE AND DEVELOPMENT AGENCIES REGULATORY PROGRAM		74,210,000.00	(0.00)	74,210,000.00	74,210,000.00	(0.00)	(12,805,255.45)	12,805,255.45	74,210,000.00	32,564,730.30	15,812,867.85
PS		30,054,000.00	1,200,000.00	31,254,000.00	30,054,000.00	1,200,000.00	(1,200,000.00)	1,200,000.00	31,254,000.00	9,766,633.55	9,260,961.91
MOOE		44,156,000.00	(1,200,000.00)	42,956,000.00	44,156,000.00	(1,200,000.00)	(11,605,255.45)	11,605,255.45	42,956,000.00	22,798,096.75	6,551,905.94
CO		-	-	-	-	-	-	-	-	-	-
Standards-setting, Licensing, accreditation and monitoring services	340100100001000	74,210,000.00	(0.00)	74,210,000.00	74,210,000.00	(0.00)	(12,805,255.45)	12,805,255.45	74,210,000.00	32,564,730.30	15,812,867.85
PS		30,054,000.00	1,200,000.00	31,254,000.00	30,054,000.00	1,200,000.00	(1,200,000.00)	1,200,000.00	31,254,000.00	9,766,633.55	9,260,961.91
MOOE		44,156,000.00	(1,200,000.00)	42,956,000.00	44,156,000.00	(1,200,000.00)	(11,605,255.45)	11,605,255.45	42,956,000.00	22,798,096.75	6,551,905.94
CO		-	-	-	-	-	-	-	-	-	-
Delivery of Social Welfare and Development (SWD) programs by LGUs through Local Social Welfare and Development Offices (LSWDOOs) improved		1,208,824,000.00	(0.00)	1,208,824,000.00	1,208,824,000.00	(0.00)	(57,750,753.30)	57,750,753.30	1,208,824,000.00	273,629,514.83	306,779,338.66
PS		1,028,426,000.00	1,941,322.00	1,030,367,322.00	1,028,426,000.00	1,941,322.00	-	-	1,030,367,322.00	225,326,088.04	275,035,563.15
MOOE		180,398,000.00	(1,941,322.00)	178,456,678.00	180,398,000.00	(1,941,322.00)	(57,750,753.30)	57,750,753.30	178,456,678.00	48,303,426.79	31,743,775.51
CO		-	-	-	-	-	-	-	-	-	-
SOCIAL WELFARE AND DEVELOPMENT TECHNICAL ASSISTANCE AND RESOURCE AUGMENTATION PROGRAM		1,208,824,000.00	(0.00)	1,208,824,000.00	1,208,824,000.00	(0.00)	(57,750,753.30)	57,750,753.30	1,208,824,000.00	273,629,514.83	306,779,338.66
PS		1,028,426,000.00	1,941,322.00	1,030,367,322.00	1,028,426,000.00	1,941,322.00	-	-	1,030,367,322.00	225,326,088.04	275,035,563.15
MOOE		180,398,000.00	(1,941,322.00)	178,456,678.00	180,398,000.00	(1,941,322.00)	(57,750,753.30)	57,750,753.30	178,456,678.00	48,303,426.79	31,743,775.51
CO		-	-	-	-	-	-	-	-	-	-
Provision of technical/advisory assistance and other related support services	350100100001000	1,165,305,000.00	(0.00)	1,165,305,000.00	1,165,305,000.00	(0.00)	(50,112,766.07)	50,112,766.07	1,165,305,000.00	254,470,227.76	300,440,818.74
PS		1,011,433,000.00	1,941,322.00	1,013,374,322.00	1,011,433,000.00	1,941,322.00	-	-	1,013,374,322.00	220,109,156.09	270,023,174.11
MOOE		153,872,000.00	(1,941,322.00)	151,930,678.00	153,872,000.00	(1,941,322.00)	(50,112,766.07)	50,112,766.07	151,930,678.00	34,361,071.67	30,417,644.63
CO		-	-	-	-	-	-	-	-	-	-
Provision of Capability Training Program	350100100002000	43,519,000.00	(0.00)	43,519,000.00	43,519,000.00	(0.00)	(7,637,987.23)	7,637,987.23	43,519,000.00	19,159,287.07	6,338,519.92
PS		16,993,000.00	(0.00)	16,993,000.00	16,993,000.00	(0.00)	-	-	16,993,000.00	5,216,931.95	5,012,389.04
MOOE		26,526,000.00	-	26,526,000.00	26,526,000.00	(0.00)	(7,637,987.23)	7,637,987.23	26,526,000.00	13,942,355.12	1,326,130.88
CO		-	-	-	-	-	-	-	-	-	-
Sub-total Operations		177,921,660,000.00	(2,663,027,000.00)	175,258,633,000.00	175,247,441,000.00	0.00	(56,117,530,356.25)	56,117,530,356.25	175,247,441,000.00	63,926,114,552.10	60,593,120,313.76
PS		10,026,224,000.00	638,153,796.60	10,664,377,796.60	10,015,032,000.00	638,153,796.60	(8,038,473,349.95)	8,038,473,349.95	10,653,185,796.60	2,765,177,467.21	3,383,430,860.40
MOOE		167,845,436,000.00	(3,304,104,917.60)	164,541,331,082.40	165,182,409,000.00	(641,077,917.60)	(48,029,057,006.30)	48,029,057,006.30	164,541,331,082.40	61,160,937,084.89	57,209,689,453.36
CO		50,000,000.00	2,924,121.00	52,924,121.00	50,000,000.00	2,924,121.00	(50,000,000.00)	50,000,000.00	52,924,121.00	-	-

Program/Activity/Project (P/A/P) and Account Title	Account Code	Current Year Obligations			Disbursements		Balances			
		3rd Quarter ending Sept. 30	4th Quarter ending Dec. 31	Total	4th Quarter ending Dec. 31	Total	Unreleased Appropriations	Unobligated Allotment	Unpaid Obligations	
									Due and Demandable	Not Yet Due and Demandable
National Resource Operation	330100100002000	52,029,109.51	7,095,811.46	100,673,230.12	30,297,773.69	70,238,663.86	-	203,769.88	27,388,941.27	3,045,624.99
PS		-	-	-	-	-	-	-	-	-
MOOE		5,062,870.56	4,086,430.41	50,697,610.12	8,316,270.90	47,538,561.07	-	179,389.88	113,424.06	3,045,624.99
CO		46,966,238.95	3,009,381.05	49,975,620.00	21,981,502.79	22,700,102.79	-	24,380.00	27,275,517.21	-
Quick Response Fund	330100100003000	65,302,449.08	21,566,507.49	1,211,120,629.56	222,066,055.92	1,107,036,975.24	-	38,879,370.44	102,164,100.62	1,919,553.70
PS		-	-	-	-	-	-	-	-	-
MOOE		65,302,449.08	21,566,507.49	1,211,120,629.56	222,066,055.92	1,107,036,975.24	-	38,879,370.44	102,164,100.62	1,919,553.70
CO		-	-	-	-	-	-	-	-	-
Continuing Compliance of Social Welfare and Development Agencies (SWDAs) to standards in the delivery of social welfare services ensured		13,881,716.32	11,253,197.12	73,512,511.59	19,712,108.28	67,468,016.32	-	697,488.41	4,202,117.59	1,842,377.68
PS		7,059,153.15	5,167,251.39	31,254,000.00	6,739,990.41	31,229,976.40	-	-	12,438.98	11,584.62
MOOE		6,822,563.17	6,085,945.73	42,258,511.59	12,972,117.88	36,238,039.93	-	697,488.41	4,189,678.61	1,830,793.06
CO		-	-	-	-	-	-	-	-	-
SOCIAL WELFARE AND DEVELOPMENT AGENCIES REGULATORY PROGRAM		13,881,716.32	11,253,197.12	73,512,511.59	19,712,108.28	67,468,016.32	-	697,488.41	4,202,117.59	1,842,377.68
PS		7,059,153.15	5,167,251.39	31,254,000.00	6,739,990.41	31,229,976.40	-	-	12,438.98	11,584.62
MOOE		6,822,563.17	6,085,945.73	42,258,511.59	12,972,117.88	36,238,039.93	-	697,488.41	4,189,678.61	1,830,793.06
CO		-	-	-	-	-	-	-	-	-
Standards-setting, Licensing, accreditation and monitoring services	340100100001000	13,881,716.32	11,253,197.12	73,512,511.59	19,712,108.28	67,468,016.32	-	697,488.41	4,202,117.59	1,842,377.68
PS		7,059,153.15	5,167,251.39	31,254,000.00	6,739,990.41	31,229,976.40	-	-	12,438.98	11,584.62
MOOE		6,822,563.17	6,085,945.73	42,258,511.59	12,972,117.88	36,238,039.93	-	697,488.41	4,189,678.61	1,830,793.06
CO		-	-	-	-	-	-	-	-	-
Delivery of Social Welfare and Development (SWD) programs by LGUs through Local Social Welfare and Development Offices (LSWDOOs) improved		284,015,767.26	322,045,401.51	1,186,470,022.26	348,184,272.13	1,117,177,236.33	-	22,353,977.74	38,351,547.51	30,941,238.42
PS		242,862,298.83	287,143,371.98	1,030,367,322.00	292,454,199.99	1,004,895,054.20	-	-	19,626,718.69	5,845,549.11
MOOE		41,153,468.43	34,902,029.53	156,102,700.26	55,730,072.14	112,282,182.13	-	22,353,977.74	18,724,828.82	25,095,689.31
CO		-	-	-	-	-	-	-	-	-
SOCIAL WELFARE AND DEVELOPMENT TECHNICAL ASSISTANCE AND RESOURCE AUGMENTATION PROGRAM		284,015,767.26	322,045,401.51	1,186,470,022.26	348,184,272.13	1,117,177,236.33	-	22,353,977.74	38,351,547.51	30,941,238.42
PS		242,862,298.83	287,143,371.98	1,030,367,322.00	292,454,199.99	1,004,895,054.20	-	-	19,626,718.69	5,845,549.11
MOOE		41,153,468.43	34,902,029.53	156,102,700.26	55,730,072.14	112,282,182.13	-	22,353,977.74	18,724,828.82	25,095,689.31
CO		-	-	-	-	-	-	-	-	-
Provision of technical/advisory assistance and other related support services	350100100001000	273,841,236.03	317,247,254.35	1,145,999,536.88	338,120,487.81	1,081,534,318.05	-	19,305,463.12	36,139,554.70	28,325,664.13
PS		238,121,699.92	285,120,291.88	1,013,374,322.00	290,328,655.91	988,543,718.47	-	-	19,626,718.69	5,203,884.84
MOOE		35,719,536.11	32,126,962.47	132,625,214.88	47,791,831.90	92,990,599.57	-	19,305,463.12	16,512,836.01	23,121,779.30
CO		-	-	-	-	-	-	-	-	-
Provision of Capability Training Program	350100100002000	10,174,531.23	4,798,147.16	40,470,485.38	10,063,784.32	35,642,918.29	-	3,048,514.62	2,211,992.81	2,615,574.28
PS		4,740,598.91	2,023,080.10	16,993,000.00	2,125,544.08	16,351,335.73	-	-	-	641,664.27
MOOE		5,433,932.32	2,775,067.06	23,477,485.38	7,938,240.24	19,291,582.56	-	3,048,514.62	2,211,992.81	1,973,910.01
CO		-	-	-	-	-	-	-	-	-
Sub-total Operations		40,462,155,189.09	8,349,915,658.51	173,331,305,713.46	22,590,987,461.61	170,575,960,929.79	11,192,000.00	1,916,135,286.54	1,787,154,994.05	968,189,789.62
PS		2,847,498,226.34	1,657,079,242.65	10,653,185,796.60	1,717,944,810.88	10,480,264,011.60	11,192,000.00	-	101,319,662.51	71,602,122.49
MOOE		37,567,690,723.80	6,686,963,283.17	162,625,280,545.22	20,851,061,147.94	160,072,996,815.40	(0.00)	1,916,050,537.18	1,658,559,814.33	893,723,915.49
CO		46,966,238.95	5,873,132.69	52,839,371.64	21,981,502.79	22,700,102.79	-	84,749.36	27,275,517.21	2,863,751.64

Program/Activity/Project (P/A/P) and Account Title	Account Code	Appropriations			Allotments					Current Year Obligations	
		Authorized Appropriation	Adjustments (Transfer To/From, Realignment)	Adjusted Appropriations	Allotments Received	Adjustments (Withdrawal, Realignment)	Transfer To	Transfer From	Adjusted Total Allotments	1st Quarter ending March 31	2nd Quarter ending June 30
<b>SUB-TOTAL, PROGRAMS</b>		<b>181,998,568,000.00</b>	<b>(2,663,027,000.00)</b>	<b>179,335,541,000.00</b>	<b>179,322,160,580.00</b>	<b>0.00</b>	<b>(57,496,052,676.70)</b>	<b>57,496,052,676.70</b>	<b>179,322,160,580.00</b>	<b>65,228,316,896.18</b>	<b>60,966,485,042.34</b>
PS		10,496,428,000.00	656,598,751.60	11,153,026,751.60	10,485,236,000.00	656,598,751.60	(8,074,630,531.78)	8,074,630,531.78	11,141,834,751.60	2,911,049,621.80	3,487,848,371.58
MOOE		170,918,880,000.00	(3,452,049,872.60)	167,466,830,127.40	168,255,853,000.00	(789,022,872.60)	(49,243,150,164.25)	49,243,150,164.25	167,466,830,127.40	62,306,952,357.38	57,455,030,410.51
CO		583,260,000.00	132,424,121.00	715,684,121.00	581,071,580.00	132,424,121.00	(178,271,980.67)	178,271,980.67	713,495,701.00	10,314,917.00	23,606,260.25
<b>B. PROJECTS</b>											
<b>I. LOCALLY-FUNDED PROJECTS</b>											
<b>National Household Targeting System for Poverty Reduction</b>	<b>200000200001000</b>	<b>172,048,000.00</b>	<b>0.00</b>	<b>172,048,000.00</b>	<b>172,048,000.00</b>	<b>-</b>	<b>(13,239,994.55)</b>	<b>13,239,994.55</b>	<b>172,048,000.00</b>	<b>43,699,781.20</b>	<b>37,973,717.21</b>
PS		127,475,000.00	6,022,249.00	133,497,249.00	127,475,000.00	6,022,249.00	(5,705,315.00)	5,705,315.00	133,497,249.00	28,574,888.71	32,972,910.36
MOOE		44,573,000.00	(6,022,249.00)	38,550,751.00	44,573,000.00	(6,022,249.00)	(7,534,679.55)	7,534,679.55	38,550,751.00	15,124,892.49	5,000,806.85
CO		-	-	-	-	-	-	-	-	-	-
<b>Kapit-Bisig Laban sa Kahirapan-Comprehensive and Integrated Delivery of Social Services: Kapangyarihan at Kaunlaran sa Barangay (KALAHI-CIDSS-KKB)</b>	<b>310100200002000</b>	<b>2,110,659,000.00</b>	<b>-</b>	<b>2,110,659,000.00</b>	<b>2,110,659,000.00</b>	<b>-</b>	<b>(1,717,257,761.52)</b>	<b>1,717,257,761.52</b>	<b>2,110,659,000.00</b>	<b>620,252,705.29</b>	<b>921,515,781.44</b>
PS		-	-	-	-	-	-	-	-	-	-
MOOE		2,110,659,000.00	-	2,110,659,000.00	2,110,659,000.00	-	(1,717,257,761.52)	1,717,257,761.52	2,110,659,000.00	620,252,705.29	921,515,781.44
CO		-	-	-	-	-	-	-	-	-	-
<b>Reducing Vulnerabilities of Children from hunger and malnutrition in ARMM or Bangsamoro Umpungan sa Nutrisyon (BangUN)</b>	<b>320104200002000</b>	<b>157,637,000.00</b>	<b>-</b>	<b>157,637,000.00</b>	<b>157,637,000.00</b>	<b>-</b>	<b>(104,022,120.71)</b>	<b>104,022,120.71</b>	<b>157,637,000.00</b>	<b>97,497,440.86</b>	<b>4,502,723.94</b>
PS		-	-	-	-	-	-	-	-	-	-
MOOE		157,637,000.00	-	157,637,000.00	157,637,000.00	-	(104,022,120.71)	104,022,120.71	157,637,000.00	97,497,440.86	4,502,723.94
CO		-	-	-	-	-	-	-	-	-	-
<b>Philippine Food STAMP (Strategic Transfer and Alternative Measures Program)</b>	<b>320104200005000</b>	<b>1,890,000,000.00</b>	<b>-</b>	<b>1,890,000,000.00</b>	<b>1,890,000,000.00</b>	<b>-</b>	<b>(71,285,235.52)</b>	<b>71,285,235.52</b>	<b>1,890,000,000.00</b>	<b>71,162,173.35</b>	<b>1,597,302,870.14</b>
PS		-	-	-	-	-	-	-	-	-	-
MOOE		1,890,000,000.00	-	1,890,000,000.00	1,890,000,000.00	-	(71,285,235.52)	71,285,235.52	1,890,000,000.00	71,162,173.35	1,597,302,870.14
CO		-	-	-	-	-	-	-	-	-	-
<b>Pag-Abot Program</b>	<b>320104200008000</b>	<b>807,074,000.00</b>	<b>-</b>	<b>807,074,000.00</b>	<b>807,074,000.00</b>	<b>0.00</b>	<b>(370,053,534.89)</b>	<b>370,053,534.89</b>	<b>807,074,000.00</b>	<b>160,216,303.42</b>	<b>174,662,947.98</b>
PS		-	-	-	-	-	-	-	-	-	-
MOOE		776,024,000.00	-	776,024,000.00	776,024,000.00	0.00	(370,053,534.89)	370,053,534.89	776,024,000.00	160,216,303.42	174,662,947.98
CO		31,050,000.00	-	31,050,000.00	31,050,000.00	-	-	-	31,050,000.00	-	-
<b>Implementation and Monitoring of Payapa at Masaganang Pamayanan Program - Peace and Development Fund</b>	<b>330100200001000</b>	<b>351,071,000.00</b>	<b>-</b>	<b>351,071,000.00</b>	<b>351,071,000.00</b>	<b>-</b>	<b>(328,660,507.01)</b>	<b>328,660,507.01</b>	<b>351,071,000.00</b>	<b>-</b>	<b>271,585,599.27</b>
PS		-	-	-	-	-	-	-	-	-	-
MOOE		351,071,000.00	-	351,071,000.00	351,071,000.00	-	(328,660,507.01)	328,660,507.01	351,071,000.00	-	271,585,599.27
CO		-	-	-	-	-	-	-	-	-	-
<b>Implementation and Monitoring of Payapa at Masaganang Pamayanan Program -DSWD/LGU Led Livelihood</b>	<b>330100200002000</b>	<b>1,049,041,000.00</b>	<b>-</b>	<b>1,049,041,000.00</b>	<b>1,049,041,000.00</b>	<b>-</b>	<b>(584,503,793.25)</b>	<b>584,503,793.25</b>	<b>1,049,041,000.00</b>	<b>-</b>	<b>115,802,871.43</b>
PS		-	-	-	-	-	-	-	-	-	-
MOOE		1,049,041,000.00	-	1,049,041,000.00	1,049,041,000.00	-	(584,503,793.25)	584,503,793.25	1,049,041,000.00	-	115,802,871.43
CO		-	-	-	-	-	-	-	-	-	-
<b>Ayuda sa Kapos Ang Kita Program (AKAP)</b>	<b>320104200006000</b>	<b>26,159,000,000.00</b>	<b>-</b>	<b>26,159,000,000.00</b>	<b>26,159,000,000.00</b>	<b>-</b>	<b>(25,059,178,556.82)</b>	<b>25,059,178,556.82</b>	<b>26,159,000,000.00</b>	<b>723,916,661.61</b>	<b>12,107,858,301.82</b>
PS		-	-	-	-	-	-	-	-	-	-
MOOE		26,159,000,000.00	-	26,159,000,000.00	26,159,000,000.00	-	(25,059,178,556.82)	25,059,178,556.82	26,159,000,000.00	723,916,661.61	12,107,858,301.82
CO		-	-	-	-	-	-	-	-	-	-

Program/Activity/Project (P/A/P) and Account Title	Account Code	Current Year Obligations			Disbursements		Balances			
		3rd Quarter ending Sept. 30	4th Quarter ending Dec. 31	Total	4th Quarter ending Dec. 31	Total	Unreleased Appropriations	Unobligated Allotment	Unpaid Obligations	
									Due and Demandable	Not Yet Due and Demandable
<b>SUB-TOTAL, PROGRAMS</b>		<b>40,932,382,346.03</b>	<b>9,290,362,522.89</b>	<b>176,417,546,807.44</b>	<b>23,530,336,636.28</b>	<b>172,795,995,651.57</b>	<b>13,380,420.00</b>	<b>2,904,613,772.56</b>	<b>1,936,786,801.61</b>	<b>1,684,764,354.26</b>
PS		2,961,762,774.32	1,781,173,983.90	11,141,834,751.60	1,861,320,788.13	10,957,726,119.48	11,192,000.00	-	105,262,354.83	78,846,277.29
MOOE		37,830,331,231.62	7,342,518,110.57	164,934,832,110.08	21,548,532,254.06	161,649,584,347.52	(0.00)	2,531,998,017.32	1,794,258,264.06	1,490,989,498.50
CO		140,288,340.09	166,670,428.42	340,879,945.76	120,483,594.09	188,685,184.57	2,188,420.00	372,615,755.24	37,266,182.72	114,928,578.47
<b>B. PROJECTS</b>										
<b>I. LOCALLY-FUNDED PROJECTS</b>										
<b>National Household Targeting System for Poverty Reduction</b>	<b>200000200001000</b>	<b>34,155,675.20</b>	<b>52,241,402.38</b>	<b>168,070,575.99</b>	<b>57,184,272.46</b>	<b>160,516,609.20</b>	-	<b>3,977,424.01</b>	<b>3,504,361.05</b>	<b>4,049,605.74</b>
PS		28,310,471.38	43,638,978.55	133,497,249.00	44,795,062.64	130,018,055.39	-	-	1,364,360.05	2,114,833.56
MOOE		5,845,203.82	8,602,423.83	34,573,326.99	12,389,209.82	30,498,553.81	-	3,977,424.01	2,140,001.00	1,934,772.18
CO		-	-	-	-	-	-	-	-	-
<b>Kapit-Bisig Laban sa Kahirapan-Comprehensive and Integrated Delivery of Social Services: Kapangyarihan at Kaunlaran sa Barangay (KALAHI-CIDSS-KKB)</b>	<b>310100200002000</b>	<b>381,164,118.47</b>	<b>76,604,273.33</b>	<b>1,999,536,878.53</b>	<b>285,820,736.79</b>	<b>1,929,196,736.10</b>	-	<b>111,122,121.47</b>	<b>31,264,914.98</b>	<b>39,075,227.45</b>
PS		-	-	-	-	-	-	-	-	-
MOOE		381,164,118.47	76,604,273.33	1,999,536,878.53	285,820,736.79	1,929,196,736.10	-	111,122,121.47	31,264,914.98	39,075,227.45
CO		-	-	-	-	-	-	-	-	-
<b>Reducing Vulnerabilities of Children from hunger and malnutrition in ARMM or Bangsamoro Umpungan sa Nutrisyon (BangUN)</b>	<b>320104200002000</b>	<b>48,357,393.71</b>	<b>7,236,557.90</b>	<b>157,594,116.41</b>	<b>63,032,889.71</b>	<b>137,951,008.50</b>	-	<b>42,883.59</b>	<b>6,944,113.12</b>	<b>12,698,994.79</b>
PS		-	-	-	-	-	-	-	-	-
MOOE		48,357,393.71	7,236,557.90	157,594,116.41	63,032,889.71	137,951,008.50	-	42,883.59	6,944,113.12	12,698,994.79
CO		-	-	-	-	-	-	-	-	-
<b>Philippine Food STAMP (Strategic Transfer and Alternative Measures Program)</b>	<b>320104200005000</b>	<b>199,803,844.29</b>	<b>18,376,499.11</b>	<b>1,886,645,386.89</b>	<b>34,022,812.81</b>	<b>1,879,446,951.32</b>	-	<b>3,354,613.11</b>	<b>4,208,825.05</b>	<b>2,989,610.52</b>
PS		-	-	-	-	-	-	-	-	-
MOOE		199,803,844.29	18,376,499.11	1,886,645,386.89	34,022,812.81	1,879,446,951.32	-	3,354,613.11	4,208,825.05	2,989,610.52
CO		-	-	-	-	-	-	-	-	-
<b>Pag-Abot Program</b>	<b>320104200008000</b>	<b>140,492,768.80</b>	<b>140,984,196.43</b>	<b>616,356,216.63</b>	<b>222,875,864.49</b>	<b>553,366,642.67</b>	-	<b>190,717,783.37</b>	<b>16,667,245.72</b>	<b>46,322,328.24</b>
PS		-	-	-	-	-	-	-	-	-
MOOE		113,643,968.80	140,984,196.43	589,507,416.63	196,027,064.49	526,517,842.67	-	186,516,583.37	16,667,245.72	46,322,328.24
CO		26,848,800.00	-	26,848,800.00	26,848,800.00	26,848,800.00	-	4,201,200.00	-	-
<b>Implementation and Monitoring of Payapa at Masaganang Pamayanan Program - Peace and Development Fund</b>	<b>330100200001000</b>	<b>46,574,272.98</b>	<b>11,342,075.33</b>	<b>329,501,947.58</b>	<b>39,780,147.80</b>	<b>321,625,760.29</b>	-	<b>21,569,052.42</b>	<b>4,232,634.24</b>	<b>3,643,553.05</b>
PS		-	-	-	-	-	-	-	-	-
MOOE		46,574,272.98	11,342,075.33	329,501,947.58	39,780,147.80	321,625,760.29	-	21,569,052.42	4,232,634.24	3,643,553.05
CO		-	-	-	-	-	-	-	-	-
<b>Implementation and Monitoring of Payapa at Masaganang Pamayanan Program -DSWD/LGU Led Livelihood</b>	<b>330100200002000</b>	<b>230,007,420.01</b>	<b>202,505,419.53</b>	<b>548,315,710.97</b>	<b>256,368,821.97</b>	<b>415,304,095.68</b>	-	<b>500,725,289.03</b>	<b>81,710,417.60</b>	<b>51,301,197.69</b>
PS		-	-	-	-	-	-	-	-	-
MOOE		230,007,420.01	202,505,419.53	548,315,710.97	256,368,821.97	415,304,095.68	-	500,725,289.03	81,710,417.60	51,301,197.69
CO		-	-	-	-	-	-	-	-	-
<b>Ayuda sa Kapos Ang Kita Program (AKAP)</b>	<b>320104200006000</b>	<b>8,477,438,599.64</b>	<b>4,597,690,518.42</b>	<b>25,906,904,081.49</b>	<b>5,341,472,644.75</b>	<b>25,129,697,300.31</b>	-	<b>252,095,918.51</b>	<b>262,775,731.88</b>	<b>514,431,049.30</b>
PS		-	-	-	-	-	-	-	-	-
MOOE		8,477,438,599.64	4,597,690,518.42	25,906,904,081.49	5,341,472,644.75	25,129,697,300.31	-	252,095,918.51	262,775,731.88	514,431,049.30
CO		-	-	-	-	-	-	-	-	-

Program/Activity/Project (P/A/P) and Account Title	Account Code	Appropriations			Allotments				Current Year Obligations		
		Authorized Appropriation	Adjustments (Transfer To/From, Realignment)	Adjusted Appropriations	Allotments Received	Adjustments (Withdrawal, Realignment)	Transfer To	Transfer From	Adjusted Total Allotments	1st Quarter ending March 31	2nd Quarter ending June 30
<b>Liwanag at Tubig Assistance Welfare (LITAW) Program</b>	320104200009000	100,000,000.00	-	100,000,000.00	100,000,000.00	-	(68,654,000.00)	68,654,000.00	100,000,000.00	-	-
PS		-	-	-	-	-	-	-	-	-	-
MOOE		100,000,000.00	-	100,000,000.00	100,000,000.00	-	(68,654,000.00)	68,654,000.00	100,000,000.00	-	-
CO	-	-	-	-	-	-	-	-	-	-	-
<b>SUB-TOTAL, LOCALLY-FUNDED PROJECTS</b>		<b>32,796,530,000.00</b>	<b>0.00</b>	<b>32,796,530,000.00</b>	<b>32,796,530,000.00</b>	<b>0.00</b>	<b>(28,316,855,504.27)</b>	<b>28,316,855,504.27</b>	<b>32,796,530,000.00</b>	<b>1,716,745,065.73</b>	<b>15,231,204,813.23</b>
PS		127,475,000.00	6,022,249.00	133,497,249.00	127,475,000.00	6,022,249.00	(5,705,315.00)	5,705,315.00	133,497,249.00	28,574,888.71	32,972,910.36
MOOE		32,638,005,000.00	(6,022,249.00)	32,631,982,751.00	32,638,005,000.00	(6,022,249.00)	(28,311,150,189.27)	28,311,150,189.27	32,631,982,751.00	1,688,170,177.02	15,198,231,902.87
CO		31,050,000.00	-	31,050,000.00	31,050,000.00	-	-	-	31,050,000.00	-	-
<b>SUB-TOTAL, AGENCY SPECIFIC BUDGET</b>		<b>214,795,098,000.00</b>	<b>(2,663,027,000.00)</b>	<b>212,132,071,000.00</b>	<b>212,118,690,580.00</b>	<b>0.00</b>	<b>(85,812,908,180.97)</b>	<b>85,812,908,180.97</b>	<b>212,118,690,580.00</b>	<b>66,945,061,961.91</b>	<b>76,197,689,855.57</b>
PS		10,623,903,000.00	662,621,000.60	11,286,524,000.60	10,612,711,000.00	662,621,000.60	(8,080,335,846.78)	8,080,335,846.78	11,275,332,000.60	2,939,624,510.51	3,520,821,281.94
MOOE		203,556,885,000.00	(3,458,072,121.60)	200,098,812,878.40	200,893,858,000.00	(795,045,121.60)	(77,554,300,353.52)	77,554,300,353.52	200,098,812,878.40	63,995,122,534.40	72,653,262,313.38
CO		614,310,000.00	132,424,121.00	746,734,121.00	612,121,580.00	132,424,121.00	(178,271,980.67)	178,271,980.67	744,545,701.00	10,314,917.00	23,606,260.25
<b>II. AUTOMATIC APPROPRIATIONS</b>											
<b>Retirement &amp; Life Insurance Premium</b>		<b>157,643,000.00</b>	<b>25,627,935.00</b>	<b>183,270,935.00</b>	<b>183,270,935.00</b>	<b>-</b>	<b>(4,123,331.92)</b>	<b>4,123,331.92</b>	<b>183,270,935.00</b>	<b>42,166,557.60</b>	<b>45,247,275.43</b>
PS		157,643,000.00	25,627,935.00	183,270,935.00	183,270,935.00	-	(4,123,331.92)	4,123,331.92	183,270,935.00	42,166,557.60	45,247,275.43
<b>RLIP - PER GARO</b>		<b>157,643,000.00</b>	<b>-</b>	<b>157,643,000.00</b>	<b>157,643,000.00</b>	<b>-</b>	<b>(209,873.98)</b>	<b>209,873.98</b>	<b>157,643,000.00</b>	<b>40,854,841.01</b>	<b>40,086,431.52</b>
PS		157,643,000.00	-	157,643,000.00	157,643,000.00	-	(209,873.98)	209,873.98	157,643,000.00	40,854,841.01	40,086,431.52
<b>RLIP - AUGMENTATION</b>		<b>-</b>	<b>25,627,935.00</b>	<b>25,627,935.00</b>	<b>25,627,935.00</b>	<b>-</b>	<b>(3,913,457.94)</b>	<b>3,913,457.94</b>	<b>25,627,935.00</b>	<b>1,311,716.59</b>	<b>5,160,843.91</b>
PS		-	25,627,935.00	25,627,935.00	25,627,935.00	-	(3,913,457.94)	3,913,457.94	25,627,935.00	1,311,716.59	5,160,843.91
<b>Custom Duties &amp; Taxes</b>		<b>-</b>	<b>12,900,238.00</b>	<b>12,900,238.00</b>	<b>12,900,238.00</b>	<b>-</b>	<b>-</b>	<b>-</b>	<b>12,900,238.00</b>	<b>12,900,238.00</b>	<b>-</b>
PS		-	-	-	-	-	-	-	-	-	-
MOOE		-	12,900,238.00	12,900,238.00	12,900,238.00	-	-	-	12,900,238.00	12,900,238.00	-
CO		-	-	-	-	-	-	-	-	-	-
<b>SUB-TOTAL, AUTOMATIC APPROPRIATIONS</b>		<b>157,643,000.00</b>	<b>38,528,173.00</b>	<b>196,171,173.00</b>	<b>196,171,173.00</b>	<b>-</b>	<b>(4,123,331.92)</b>	<b>4,123,331.92</b>	<b>196,171,173.00</b>	<b>55,066,795.60</b>	<b>45,247,275.43</b>
PS		157,643,000.00	25,627,935.00	183,270,935.00	183,270,935.00	-	(4,123,331.92)	4,123,331.92	183,270,935.00	42,166,557.60	45,247,275.43
MOOE		-	12,900,238.00	12,900,238.00	12,900,238.00	-	-	-	12,900,238.00	12,900,238.00	-
<b>III. SPECIAL PURPOSE FUNDS</b>											
<b>1. Miscellaneous Personnel Benefits Fund</b>		<b>-</b>	<b>2,800,317,003.00</b>	<b>2,800,317,003.00</b>	<b>2,800,317,003.00</b>	<b>-</b>	<b>(2,625,050,464.74)</b>	<b>2,625,050,464.74</b>	<b>2,800,317,003.00</b>	<b>19,849,738.70</b>	<b>322,237,706.96</b>
PS		-	2,800,317,003.00	2,800,317,003.00	2,800,317,003.00	-	(2,625,050,464.74)	2,625,050,464.74	2,800,317,003.00	19,849,738.70	322,237,706.96
<b>Performance Based Bonus</b>		<b>-</b>	<b>252,829,405.00</b>	<b>252,829,405.00</b>	<b>252,829,405.00</b>	<b>-</b>	<b>(225,365,866.74)</b>	<b>225,365,866.74</b>	<b>252,829,405.00</b>	<b>-</b>	<b>247,653,270.89</b>
PS		-	252,829,405.00	252,829,405.00	252,829,405.00	-	(225,365,866.74)	225,365,866.74	252,829,405.00	-	247,653,270.89
<b>Salary Increase Per E.O 64</b>		<b>-</b>	<b>147,803,000.00</b>	<b>147,803,000.00</b>	<b>147,803,000.00</b>	<b>-</b>	<b>-</b>	<b>-</b>	<b>147,803,000.00</b>	<b>19,849,738.70</b>	<b>74,584,436.07</b>
PS		-	147,803,000.00	147,803,000.00	147,803,000.00	-	-	-	147,803,000.00	19,849,738.70	74,584,436.07
<b>For PS Deficiency</b>		<b>-</b>	<b>2,399,684,598.00</b>	<b>2,399,684,598.00</b>	<b>2,399,684,598.00</b>	<b>-</b>	<b>(2,399,684,598.00)</b>	<b>2,399,684,598.00</b>	<b>2,399,684,598.00</b>	<b>-</b>	<b>-</b>
PS		-	2,399,684,598.00	2,399,684,598.00	2,399,684,598.00	-	(2,399,684,598.00)	2,399,684,598.00	2,399,684,598.00	-	-
<b>2. Pension and Gratuity Fund</b>		<b>-</b>	<b>9,636,752.00</b>	<b>9,636,752.00</b>	<b>9,636,752.00</b>	<b>-</b>	<b>(9,195,100.18)</b>	<b>9,195,100.18</b>	<b>9,636,752.00</b>	<b>-</b>	<b>74,174.35</b>
Terminal Leave & Retirement Gratuity		-	9,636,752.00	9,636,752.00	9,636,752.00	-	(9,195,100.18)	9,195,100.18	9,636,752.00	-	74,174.35
PS		-	9,636,752.00	9,636,752.00	9,636,752.00	-	(9,195,100.18)	9,195,100.18	9,636,752.00	-	74,174.35

Program/Activity/Project (P/A/P) and Account Title	Account Code	Current Year Obligations			Disbursements		Balances			
		3rd Quarter ending Sept. 30	4th Quarter ending Dec. 31	Total	4th Quarter ending Dec. 31	Total	Unreleased Appropriations	Unobligated Allotment	Unpaid Obligations	
									Due and Demandable	Not Yet Due and Demandable
<b>Liwanag at Tubig Assistance Welfare (LITAW) Program</b>	<b>320104200009000</b>	-	68,654,000.00	68,654,000.00	6,002,000.00	6,002,000.00	-	31,346,000.00	-	62,652,000.00
PS		-	-	-	-	-	-	-	-	-
MOOE		-	68,654,000.00	68,654,000.00	6,002,000.00	6,002,000.00	-	31,346,000.00	-	62,652,000.00
CO		-	-	-	-	-	-	-	-	-
<b>SUB-TOTAL, LOCALLY-FUNDED PROJECTS</b>		<b>9,557,994,093.10</b>	<b>5,175,634,942.43</b>	<b>31,681,578,914.49</b>	<b>6,306,560,190.78</b>	<b>30,533,107,104.07</b>	-	<b>1,114,951,085.51</b>	<b>411,308,243.64</b>	<b>737,163,566.78</b>
PS		28,310,471.38	43,638,978.55	133,497,249.00	44,795,062.64	130,018,055.39	-	-	1,364,360.05	2,114,833.56
MOOE		9,502,834,821.72	5,131,995,963.88	31,521,232,865.49	6,234,916,328.14	30,376,240,248.68	-	1,110,749,885.51	409,943,883.59	735,048,733.22
CO		26,848,800.00	-	26,848,800.00	26,848,800.00	26,848,800.00	-	4,201,200.00	-	-
<b>SUB-TOTAL, AGENCY SPECIFIC BUDGET</b>		<b>50,490,376,439.13</b>	<b>14,465,997,465.32</b>	<b>208,099,125,721.93</b>	<b>29,836,896,827.06</b>	<b>203,329,102,755.64</b>	<b>13,380,420.00</b>	<b>4,019,564,858.07</b>	<b>2,348,095,045.25</b>	<b>2,421,927,921.04</b>
PS		2,990,073,245.70	1,824,812,962.45	11,275,332,000.60	1,906,115,850.77	11,087,744,174.87	11,192,000.00	-	106,626,714.88	80,961,110.85
MOOE		47,333,166,053.34	12,474,514,074.45	196,456,064,975.57	27,783,448,582.21	192,025,824,596.20	(0.00)	3,642,747,902.83	2,204,202,147.65	2,226,038,231.72
CO		167,137,140.09	166,670,428.42	367,728,745.76	147,332,394.09	215,533,984.57	2,188,420.00	376,816,955.24	37,266,182.72	114,928,578.47
<b>II. AUTOMATIC APPROPRIATIONS</b>										
<b>Retirement &amp; Life Insurance Premium</b>		<b>43,528,709.58</b>	<b>51,400,280.43</b>	<b>182,342,823.04</b>	<b>61,862,651.76</b>	<b>167,586,482.96</b>	-	<b>928,111.96</b>	<b>3,563,177.26</b>	<b>11,193,162.82</b>
PS		43,528,709.58	51,400,280.43	182,342,823.04	61,862,651.76	167,586,482.96	-	928,111.96	3,563,177.26	11,193,162.82
				156,454,878.63						
<b>RLIP - PER GARO</b>		<b>42,691,587.21</b>	<b>33,255,619.50</b>	<b>156,888,479.24</b>	<b>51,225,253.38</b>	<b>149,642,535.82</b>	-	<b>754,520.76</b>	<b>648,869.44</b>	<b>6,597,073.98</b>
PS		42,691,587.21	33,255,619.50	156,888,479.24	51,225,253.38	149,642,535.82	-	754,520.76	648,869.44	6,597,073.98
<b>RLIP - AUGMENTATION</b>		<b>837,122.37</b>	<b>18,144,660.93</b>	<b>25,454,343.80</b>	<b>10,637,398.38</b>	<b>17,943,947.14</b>	-	<b>173,591.20</b>	<b>2,914,307.82</b>	<b>4,596,088.84</b>
PS		837,122.37	18,144,660.93	25,454,343.80	10,637,398.38	17,943,947.14	-	173,591.20	2,914,307.82	4,596,088.84
<b>Custom Duties &amp; Taxes</b>		-	-	<b>12,900,238.00</b>	-	-	-	-	-	<b>12,900,238.00</b>
PS		-	-	-	-	-	-	-	-	-
MOOE		-	-	12,900,238.00	-	-	-	-	-	12,900,238.00
CO		-	-	-	-	-	-	-	-	-
<b>SUB-TOTAL, AUTOMATIC APPROPRIATIONS</b>		<b>43,528,709.58</b>	<b>51,400,280.43</b>	<b>195,243,061.04</b>	<b>61,862,651.76</b>	<b>167,586,482.96</b>	-	<b>928,111.96</b>	<b>3,563,177.26</b>	<b>24,093,400.82</b>
PS		43,528,709.58	51,400,280.43	182,342,823.04	61,862,651.76	167,586,482.96	-	928,111.96	3,563,177.26	11,193,162.82
MOOE		-	-	12,900,238.00	-	-	-	-	-	12,900,238.00
<b>III. SPECIAL PURPOSE FUNDS</b>										
<b>1. Miscellaneous Personnel Benefits Fund</b>		<b>38,240,522.41</b>	<b>2,417,483,220.32</b>	<b>2,797,811,188.39</b>	<b>2,374,692,746.81</b>	<b>2,750,179,318.03</b>	-	<b>2,505,814.61</b>	<b>30,080,840.23</b>	<b>17,551,030.13</b>
PS		38,240,522.41	2,417,483,220.32	2,797,811,188.39	2,374,692,746.81	2,750,179,318.03	-	2,505,814.61	30,080,840.23	17,551,030.13
<b>Performance Based Bonus</b>		<b>906,139.67</b>	<b>1,764,179.83</b>	<b>250,323,590.39</b>	<b>19,913,926.21</b>	<b>247,400,706.93</b>	-	<b>2,505,814.61</b>	<b>544,539.65</b>	<b>2,378,343.81</b>
PS		906,139.67	1,764,179.83	250,323,590.39	19,913,926.21	247,400,706.93	-	2,505,814.61	544,539.65	2,378,343.81
<b>Salary Increase Per E.O 64</b>		<b>37,334,382.74</b>	<b>16,034,442.49</b>	<b>147,803,000.00</b>	<b>(450,584.80)</b>	<b>147,549,205.70</b>	-	-	<b>19,992.40</b>	<b>233,801.90</b>
PS		37,334,382.74	16,034,442.49	147,803,000.00	(450,584.80)	147,549,205.70	-	-	19,992.40	233,801.90
<b>For PS Deficiency</b>		-	<b>2,399,684,598.00</b>	<b>2,399,684,598.00</b>	<b>2,355,229,405.40</b>	<b>2,355,229,405.40</b>	-	-	<b>29,516,308.18</b>	<b>14,938,884.42</b>
PS		-	2,399,684,598.00	2,399,684,598.00	2,355,229,405.40	2,355,229,405.40	-	-	29,516,308.18	14,938,884.42
<b>2. Pension and Gratuity Fund</b>										
<b>Terminal Leave &amp; Retirement Gratuity</b>		<b>1,456,951.80</b>	<b>8,105,620.93</b>	<b>9,636,747.08</b>	<b>6,690,770.71</b>	<b>7,650,495.39</b>	-	<b>4.92</b>	<b>1,692,248.92</b>	<b>294,002.77</b>
PS		1,456,951.80	8,105,620.93	9,636,747.08	6,690,770.71	7,650,495.39	-	4.92	1,692,248.92	294,002.77

Program/Activity/Project (P/A/P) and Account Title	Account Code	Appropriations			Allotments				Current Year Obligations		
		Authorized Appropriation	Adjustments (Transfer To/From, Realignment)	Adjusted Appropriations	Allotments Received	Adjustments (Withdrawal, Realignment)	Transfer To	Transfer From	Adjusted Total Allotments	1st Quarter ending March 31	2nd Quarter ending June 30
<b>3. Contingent Fund</b>		-	890,829,000.00	890,829,000.00	890,829,000.00	-	(27,953,941.12)	27,953,941.12	890,829,000.00	-	-
PS		-	-	-	-	-	-	-	-	-	-
MOOE		-	890,829,000.00	890,829,000.00	890,829,000.00	-	(27,953,941.12)	27,953,941.12	890,829,000.00	-	-
<b>SARO-BMB-B-25-0014344 dtd. September 10, 2025 - To cover the additional funding requirements for the implementation of the Philippine Food STAMP (Strategic Transfer and Alternative Measures Program), per Office of the President approval dated September 8, 2025. - Social Technology Development and Enhancement</b>		-	97,002,000.00	97,002,000.00	97,002,000.00	-	-	-	97,002,000.00	-	-
PS		-	-	-	-	-	-	-	-	-	-
MOOE		-	97,002,000.00	97,002,000.00	97,002,000.00	-	-	-	97,002,000.00	-	-
CO		-	-	-	-	-	-	-	-	-	-
<b>SARO-BMB-B-25-0014344 dtd. September 10, 2025 - To cover the additional funding requirements for the implementation of the Philippine Food STAMP (Strategic Transfer and Alternative Measures Program), per Office of the President approval dated September 8, 2025. - Philippine Food STAMP</b>		-	793,677,000.00	793,677,000.00	793,677,000.00	-	(27,953,941.12)	27,953,941.12	793,677,000.00	-	-
PS		-	-	-	-	-	-	-	-	-	-
MOOE		-	793,677,000.00	793,677,000.00	793,677,000.00	-	(27,953,941.12)	27,953,941.12	793,677,000.00	-	-
CO		-	-	-	-	-	-	-	-	-	-
<b>SARO-BMB-B-25-0017328 dtd. November 27, 2025 - To cover funding requirements for the payment of money claim of Atty. Minerva M. B. Ambrosio for legal retainer fees for services rendered from January to December 2020, per Commission on Audit Decision No. 2023-519, dated December 7, 2023 PSIF - (FIELD OFFICE NCR)</b>		-	150,000.00	150,000.00	150,000.00	-	-	-	150,000.00	-	-
PS		-	-	-	-	-	-	-	-	-	-
MOOE		-	150,000.00	150,000.00	150,000.00	-	-	-	150,000.00	-	-
CO		-	-	-	-	-	-	-	-	-	-
<b>4. Calamity Fund</b>		-	11,211,002,359.00	11,211,002,359.00	11,211,002,359.00	-	(8,657,382,555.54)	8,657,382,555.54	11,211,002,359.00	-	879,646,434.63
PS		-	-	-	-	-	-	-	-	-	-
MOOE		-	11,168,579,462.00	11,168,579,462.00	11,168,579,462.00	-	(8,657,382,555.54)	8,657,382,555.54	11,168,579,462.00	-	879,646,434.63
FE		-	-	-	-	-	-	-	-	-	-
CO		-	42,422,897.00	42,422,897.00	42,422,897.00	-	-	-	42,422,897.00	-	-
<b>SARO-BMB-B-25-0010267 dtd. May 20, 2025 - To cover the replenishment of the FY 2025 Quick Response Fund</b>		-	747,696,386.00	747,696,386.00	747,696,386.00	-	(341,193,401.82)	341,193,401.82	747,696,386.00	-	526,306,434.63
PS		-	-	-	-	-	-	-	-	-	-
MOOE		-	747,696,386.00	747,696,386.00	747,696,386.00	-	(341,193,401.82)	341,193,401.82	747,696,386.00	-	526,306,434.63
CO		-	-	-	-	-	-	-	-	-	-
<b>SARO-BMB-B-25-0011050 dtd. June 11, 2025 - To cover funding requirements for the provision of Emergency Cash Transfer (ECT) to 204,611 families in areas affected by disasters in 2024, particularly in the provinces of Bataan, Bulacan, and Pampanga, per Office of the President's Approval dated May 21, 2025.</b>		-	1,153,986,875.00	1,153,986,875.00	1,153,986,875.00	-	(1,152,057,713.00)	1,152,057,713.00	1,153,986,875.00	-	353,340,000.00

Program/Activity/Project (P/A/P) and Account Title	Account Code	Current Year Obligations			Disbursements		Balances			
		3rd Quarter ending Sept. 30	4th Quarter ending Dec. 31	Total	4th Quarter ending Dec. 31	Total	Unreleased Appropriations	Unobligated Allotment	Unpaid Obligations	
									Due and Demandable	Not Yet Due and Demandable
<b>3. Contingent Fund</b>		747,219,000.00	69,532,340.12	816,751,340.12	59,626,936.47	806,845,936.47	-	74,077,659.88	1,991,170.95	7,914,232.70
PS		-	-	-	-	-	-	-	-	-
MOOE		747,219,000.00	69,532,340.12	816,751,340.12	59,626,936.47	806,845,936.47	-	74,077,659.88	1,991,170.95	7,914,232.70
<b>SARO-BMB-B-25-0014344 dtd. September 10, 2025 - To cover the additional funding requirements for the implementation of the Philippine Food STAMP (Strategic Transfer and Alternative Measures Program), per Office of the President approval dated September 8, 2025. - Social Technology Development and Enhancement</b>		-	24,872,000.00	24,872,000.00	18,654,000.00	18,654,000.00	-	72,130,000.00	-	6,218,000.00
PS		-	-	-	-	-	-	-	-	-
MOOE		-	24,872,000.00	24,872,000.00	18,654,000.00	18,654,000.00	-	72,130,000.00	-	6,218,000.00
CO		-	-	-	-	-	-	-	-	-
<b>SARO-BMB-B-25-0014344 dtd. September 10, 2025 - To cover the additional funding requirements for the implementation of the Philippine Food STAMP (Strategic Transfer and Alternative Measures Program), per Office of the President approval dated September 8, 2025. - Philippine Food STAMP</b>		747,219,000.00	44,510,340.12	791,729,340.12	40,822,936.47	788,041,936.47	-	1,947,659.88	1,991,170.95	1,696,232.70
PS		-	-	-	-	-	-	-	-	-
MOOE		747,219,000.00	44,510,340.12	791,729,340.12	40,822,936.47	788,041,936.47	-	1,947,659.88	1,991,170.95	1,696,232.70
CO		-	-	-	-	-	-	-	-	-
<b>SARO-BMB-B-25-0017328 dtd. November 27, 2025 - To cover funding requirements for the payment of money claim of Atty. Minerva M. B. Ambrosio for legal retainer fees for services rendered from January to December 2020, per Commission on Audit Decision No. 2023-519, dated December 7, 2023 PSIF - (FIELD OFFICE NCR)</b>		-	150,000.00	150,000.00	150,000.00	150,000.00	-	-	-	-
PS		-	-	-	-	-	-	-	-	-
MOOE		-	150,000.00	150,000.00	150,000.00	150,000.00	-	-	-	-
CO		-	-	-	-	-	-	-	-	-
<b>4. Calamity Fund</b>		5,503,026,171.37	4,665,958,163.20	11,048,630,769.20	5,580,742,954.82	10,001,003,640.70	-	162,371,589.80	144,827,113.63	902,800,014.87
PS		-	-	-	-	-	-	-	-	-
MOOE		5,503,026,171.37	4,624,216,591.48	11,006,889,197.48	5,580,742,954.82	10,001,003,640.70	-	161,690,264.52	144,827,113.63	861,058,443.15
FE		-	-	-	-	-	-	-	-	-
CO		-	41,741,571.72	41,741,571.72	-	-	-	681,325.28	-	41,741,571.72
<b>SARO-BMB-B-25-0010267 dtd. May 20, 2025 - To cover the replenishment of the FY 2025 Quick Response Fund</b>		204,312,441.15	12,459,091.61	743,077,967.39	184,788,301.32	584,965,859.45	-	4,618,418.61	8,219,265.82	149,892,842.12
PS		-	-	-	-	-	-	-	-	-
MOOE		204,312,441.15	12,459,091.61	743,077,967.39	184,788,301.32	584,965,859.45	-	4,618,418.61	8,219,265.82	149,892,842.12
CO		-	-	-	-	-	-	-	-	-
<b>SARO-BMB-B-25-0011050 dtd. June 11, 2025 - To cover funding requirements for the provision of Emergency Cash Transfer (ECT) to 204,611 families in areas affected by disasters in 2024, particularly in the provinces of Bataan, Bulacan, and Pampanga, per Office of the President's Approval dated May 21, 2025.</b>		796,905,737.30	1,811,975.70	1,152,057,713.00	3,999,357.70	1,152,057,713.00	-	1,929,162.00	-	-

Program/Activity/Project (P/A/P) and Account Title	Account Code	Appropriations			Allotments				Current Year Obligations		
		Authorized Appropriation	Adjustments (Transfer To/From, Realignment)	Adjusted Appropriations	Allotments Received	Adjustments (Withdrawal, Realignment)	Transfer To	Transfer From	Adjusted Total Allotments	1st Quarter ending March 31	2nd Quarter ending June 30
PS		-	-	-	-	-	-	-	-	-	-
MOOE		-	1,153,986,875.00	1,153,986,875.00	1,153,986,875.00	-	(1,152,057,713.00)	1,152,057,713.00	1,153,986,875.00	-	353,340,000.00
CO		-	-	-	-	-	-	-	-	-	-
<b>SARO-BMB-B-25-0011754 dtd. July 2, 2025 - To cover funding requirements for the provision of Emergency Cash Transfer (ECT) to 246,328 families in Region XI affected by the combined effects of Northeast Monsoon and Trough of Low-Pressure Area in 2024, per Office of the President's Approval dated March 3, 2025</b>		-	<b>2,207,523,060.00</b>	<b>2,207,523,060.00</b>	<b>2,207,523,060.00</b>	-	<b>(2,207,523,060.00)</b>	<b>2,207,523,060.00</b>	<b>2,207,523,060.00</b>	-	-
PS		-	-	-	-	-	-	-	-	-	-
MOOE		-	2,207,523,060.00	2,207,523,060.00	2,207,523,060.00	-	(2,207,523,060.00)	2,207,523,060.00	2,207,523,060.00	-	-
CO		-	-	-	-	-	-	-	-	-	-
<b>SARO-BMB-B-25-0012419 dtd. July 23, 2025 - To cover the replenishment of the FY 2025 Quick Response Fund</b>		-	<b>625,000,000.00</b>	<b>625,000,000.00</b>	<b>625,000,000.00</b>	-	<b>(360,221,163.58)</b>	<b>360,221,163.58</b>	<b>625,000,000.00</b>	-	-
PS		-	-	-	-	-	-	-	-	-	-
MOOE		-	625,000,000.00	625,000,000.00	625,000,000.00	-	(360,221,163.58)	360,221,163.58	625,000,000.00	-	-
FE		-	-	-	-	-	-	-	-	-	-
CO		-	-	-	-	-	-	-	-	-	-
<b>SARO-BMB-B-25-0012737 dtd. August 5, 2025 - To cover the replenishment of the FY 2025 Quick Response Fund</b>		-	<b>825,914,958.00</b>	<b>825,914,958.00</b>	<b>825,914,958.00</b>	-	<b>(303,995,071.89)</b>	<b>303,995,071.89</b>	<b>825,914,958.00</b>	-	-
PS		-	-	-	-	-	-	-	-	-	-
MOOE		-	825,914,958.00	825,914,958.00	825,914,958.00	-	(303,995,071.89)	303,995,071.89	825,914,958.00	-	-
CO		-	-	-	-	-	-	-	-	-	-
<b>SARO-BMB-B-25-0013843 dtd. August 29, 2025 - To cover the replenishment of the FY 2025 Quick Response Fund</b>		-	<b>625,000,000.00</b>	<b>625,000,000.00</b>	<b>625,000,000.00</b>	-	<b>(177,916,413.00)</b>	<b>177,916,413.00</b>	<b>625,000,000.00</b>	-	-
PS		-	-	-	-	-	-	-	-	-	-
MOOE		-	625,000,000.00	625,000,000.00	625,000,000.00	-	(177,916,413.00)	177,916,413.00	625,000,000.00	-	-
CO		-	-	-	-	-	-	-	-	-	-
<b>SARO-BMB-B-25-0014855 dtd. September 19, 2025 - To cover the replenishment of the FY 2025 Quick Response Fund</b>		-	<b>625,000,000.00</b>	<b>625,000,000.00</b>	<b>625,000,000.00</b>	-	<b>(329,202,780.35)</b>	<b>329,202,780.35</b>	<b>625,000,000.00</b>	-	-
PS		-	-	-	-	-	-	-	-	-	-
MOOE		-	625,000,000.00	625,000,000.00	625,000,000.00	-	(329,202,780.35)	329,202,780.35	625,000,000.00	-	-
CO		-	-	-	-	-	-	-	-	-	-
<b>SARO-BMB-B-25-0015157 dtd. September 30, 2025 - To cover funding requirements for the procurement of a service provider, as well as the provision of labor and materials, for the electrical system upgrade and service connection enhancement of the National Resource Operations Center (NROC), per Office of the President's approval dated August 18, 2025. (NRO)</b>		-	<b>42,422,897.00</b>	<b>42,422,897.00</b>	<b>42,422,897.00</b>	-	-	-	<b>42,422,897.00</b>	-	-
PS		-	-	-	-	-	-	-	-	-	-
MOOE		-	-	-	-	-	-	-	-	-	-
CO		-	42,422,897.00	42,422,897.00	42,422,897.00	-	-	-	42,422,897.00	-	-
<b>SARO-BMB-B-25-0015252 dtd. October 2, 2025 - To cover the replenishment of the FY 2025 Quick Response Fund.</b>		-	<b>625,000,000.00</b>	<b>625,000,000.00</b>	<b>625,000,000.00</b>	-	<b>(525,981,151.73)</b>	<b>525,981,151.73</b>	<b>625,000,000.00</b>	-	-
PS		-	-	-	-	-	-	-	-	-	-

Program/Activity/Project (P/A/P) and Account Title	Account Code	Current Year Obligations			Disbursements		Balances			
		3rd Quarter ending Sept. 30	4th Quarter ending Dec. 31	Total	4th Quarter ending Dec. 31	Total	Unreleased Appropriations	Unobligated Allotment	Unpaid Obligations	
									Due and Demandable	Not Yet Due and Demandable
PS MOOE CO		- 796,905,737.30 -	- 1,811,975.70 -	- 1,152,057,713.00 -	- 3,999,357.70 -	- 1,152,057,713.00 -	- - -	- 1,929,162.00 -	- - -	- - -
<b>SARO-BMB-B-25-0011754 dtd. July 2, 2025 - To cover funding requirements for the provision of Emergency Cash Transfer (ECT) to 246,328 families in Region XI affected by the combined effects of Northeast Monsoon and Trough of Low-Pressure Area in 2024, per Office of the President's Approval dated March 3, 2025</b>		<b>2,194,660,227.40</b>	<b>12,862,832.60</b>	<b>2,207,523,060.00</b>	<b>7,644,263.11</b>	<b>2,201,333,529.11</b>	-	-	<b>2,374,595.00</b>	<b>3,814,935.89</b>
PS MOOE CO		- 2,194,660,227.40 -	- 12,862,832.60 -	- 2,207,523,060.00 -	- 7,644,263.11 -	- 2,201,333,529.11 -	- - -	- - -	- 2,374,595.00 -	- 3,814,935.89 -
<b>SARO-BMB-B-25-0012419 dtd. July 23, 2025 - To cover the replenishment of the FY 2025 Quick Response Fund</b>		<b>415,379,099.30</b>	<b>208,638,865.58</b>	<b>624,017,964.88</b>	<b>317,161,608.40</b>	<b>530,756,005.40</b>	-	<b>982,035.12</b>	<b>103,242.50</b>	<b>93,158,716.98</b>
PS MOOE FE CO		- 415,379,099.30 - -	- 208,638,865.58 - -	- 624,017,964.88 - -	- 317,161,608.40 - -	- 530,756,005.40 - -	- - - -	- 982,035.12 - -	- 103,242.50 - -	- 93,158,716.98 - -
<b>SARO-BMB-B-25-0012737 dtd. August 5, 2025 - To cover the replenishment of the FY 2025 Quick Response Fund</b>		<b>793,758,625.61</b>	<b>26,456,514.34</b>	<b>820,215,139.95</b>	<b>492,993,603.99</b>	<b>793,136,206.72</b>	-	<b>5,699,818.05</b>	<b>1,578,768.23</b>	<b>25,500,165.00</b>
PS MOOE CO		- 793,758,625.61 -	- 26,456,514.34 -	- 820,215,139.95 -	- 492,993,603.99 -	- 793,136,206.72 -	- - -	- 5,699,818.05 -	- 1,578,768.23 -	- 25,500,165.00 -
<b>SARO-BMB-B-25-0013843 dtd. August 29, 2025 - To cover the replenishment of the FY 2025 Quick Response Fund</b>		<b>593,996,499.48</b>	<b>30,832,699.00</b>	<b>624,829,198.48</b>	<b>436,196,154.35</b>	<b>478,726,554.35</b>	-	<b>170,801.52</b>	<b>1,282,431.91</b>	<b>144,820,212.22</b>
PS MOOE CO		- 593,996,499.48 -	- 30,832,699.00 -	- 624,829,198.48 -	- 436,196,154.35 -	- 478,726,554.35 -	- - -	- 170,801.52 -	- 1,282,431.91 -	- 144,820,212.22 -
<b>SARO-BMB-B-25-0014855 dtd. September 19, 2025 - To cover the replenishment of the FY 2025 Quick Response Fund</b>		<b>504,013,541.13</b>	<b>118,838,705.35</b>	<b>622,852,246.48</b>	<b>315,382,577.71</b>	<b>437,450,684.43</b>	-	<b>2,147,753.52</b>	<b>121,151,847.70</b>	<b>64,249,714.35</b>
PS MOOE CO		- 504,013,541.13 -	- 118,838,705.35 -	- 622,852,246.48 -	- 315,382,577.71 -	- 437,450,684.43 -	- - -	- 2,147,753.52 -	- 121,151,847.70 -	- 64,249,714.35 -
<b>SARO-BMB-B-25-0015157 dtd. September 30, 2025 - To cover funding requirements for the procurement of a service provider, as well as the provision of labor and materials, for the electrical system upgrade and service connection enhancement of the National Resource Operations Center (NROC), per Office of the President's approval dated August 18, 2025. (NRO)</b>		-	<b>41,741,571.72</b>	<b>41,741,571.72</b>	-	-	-	<b>681,325.28</b>	-	<b>41,741,571.72</b>
PS MOOE CO		- - -	- 41,741,571.72 -	- 41,741,571.72 -	- - -	- - -	- - -	- 681,325.28 -	- - -	- 41,741,571.72 -
<b>SARO-BMB-B-25-0015252 dtd. October 2, 2025 - To cover the replenishment of the FY 2025 Quick Response Fund.</b>		-	<b>622,219,279.10</b>	<b>622,219,279.10</b>	<b>593,080,797.63</b>	<b>593,080,797.63</b>	-	<b>2,780,720.90</b>	<b>209,690.35</b>	<b>28,928,791.12</b>
PS		-	-	-	-	-	-	-	-	-

Program/Activity/Project (P/A/P) and Account Title	Account Code	Appropriations			Allotments				Current Year Obligations		
		Authorized Appropriation	Adjustments (Transfer To/From, Realignment)	Adjusted Appropriations	Allotments Received	Adjustments (Withdrawal, Realignment)	Transfer To	Transfer From	Adjusted Total Allotments	1st Quarter ending March 31	2nd Quarter ending June 30
MOOE		-	625,000,000.00	625,000,000.00	625,000,000.00	-	(525,981,151.73)	525,981,151.73	625,000,000.00	-	-
CO		-	-	-	-	-	-	-	-	-	-
<b>SARO-BMB-B-25-0015510 dtd. October 8, 2025 - To cover the replenishment of the FY 2025 Quick Response Fund.</b>		-	<b>716,147,943.00</b>	<b>716,147,943.00</b>	<b>716,147,943.00</b>	-	<b>(562,413,727.00)</b>	<b>562,413,727.00</b>	<b>716,147,943.00</b>	-	-
PS		-	-	-	-	-	-	-	-	-	-
MOOE		-	716,147,943.00	716,147,943.00	716,147,943.00	-	(562,413,727.00)	562,413,727.00	716,147,943.00	-	-
CO		-	-	-	-	-	-	-	-	-	-
<b>SARO-BMB-B-25-0015915 dtd. October 20, 2025 - To cover the replenishment of the FY 2025 Quick Response Fund.</b>		-	<b>640,833,554.00</b>	<b>640,833,554.00</b>	<b>640,833,554.00</b>	-	<b>(556,326,092.12)</b>	<b>556,326,092.12</b>	<b>640,833,554.00</b>	-	-
PS		-	-	-	-	-	-	-	-	-	-
MOOE		-	640,833,554.00	640,833,554.00	640,833,554.00	-	(556,326,092.12)	556,326,092.12	640,833,554.00	-	-
CO		-	-	-	-	-	-	-	-	-	-
<b>SARO-BMB-B-25-0016148 dtd. October 30, 2025 - To cover the replenishment of the FY 2025 Quick Response Fund.</b>		-	<b>631,023,474.00</b>	<b>631,023,474.00</b>	<b>631,023,474.00</b>	-	<b>(523,461,648.10)</b>	<b>523,461,648.10</b>	<b>631,023,474.00</b>	-	-
PS		-	-	-	-	-	-	-	-	-	-
MOOE		-	631,023,474.00	631,023,474.00	631,023,474.00	-	(523,461,648.10)	523,461,648.10	631,023,474.00	-	-
CO		-	-	-	-	-	-	-	-	-	-
<b>SARO-BMB-B-25-0016534 dtd. November 11, 2025 - To cover the replenishment of the FY 2025 Quick Response Fund</b>		-	<b>752,058,693.00</b>	<b>752,058,693.00</b>	<b>752,058,693.00</b>	-	<b>(741,959,511.45)</b>	<b>741,959,511.45</b>	<b>752,058,693.00</b>	-	-
PS		-	-	-	-	-	-	-	-	-	-
MOOE		-	752,058,693.00	752,058,693.00	752,058,693.00	-	(741,959,511.45)	741,959,511.45	752,058,693.00	-	-
CO		-	-	-	-	-	-	-	-	-	-
<b>SARO-BMB-B-25-0017727 dtd. December 04, 2025 - To cover the replenishment of the FY 2025 Quick Response Fund.</b>		-	<b>993,394,519.00</b>	<b>993,394,519.00</b>	<b>993,394,519.00</b>	-	<b>(875,130,821.50)</b>	<b>875,130,821.50</b>	<b>993,394,519.00</b>	-	-
PS		-	-	-	-	-	-	-	-	-	-
MOOE		-	993,394,519.00	993,394,519.00	993,394,519.00	-	(875,130,821.50)	875,130,821.50	993,394,519.00	-	-
CO		-	-	-	-	-	-	-	-	-	-
<b>4. Others</b>		-	<b>22,252,277,407.00</b>	<b>22,252,277,407.00</b>	<b>22,252,277,407.00</b>	-	<b>(15,503,195,803.54)</b>	<b>15,503,195,803.54</b>	<b>22,252,277,407.00</b>	-	-
PS		-	-	-	-	-	-	-	-	-	-
MOOE		-	1,765,766,181.00	1,765,766,181.00	1,765,766,181.00	-	(1,713,589,113.72)	1,713,589,113.72	1,765,766,181.00	-	-
CO		-	20,486,511,226.00	20,486,511,226.00	20,486,511,226.00	-	(13,789,606,689.82)	13,789,606,689.82	20,486,511,226.00	-	-
		-	-	-	-	-	-	-	-	-	-
<b>SARO-BMB-B-25-0015681 dtd. October 13, 2025 - To cover the additional funding requirements for the implementation of Assistance to Individuals in Crisis Situations Program (Strengthening Assistance for Government Infrastructure and Social Programs)</b>		-	<b>5,000,000,000.00</b>	<b>5,000,000,000.00</b>	<b>5,000,000,000.00</b>	-	<b>(4,035,821,308.87)</b>	<b>4,035,821,308.87</b>	<b>5,000,000,000.00</b>	-	-
PS		-	-	-	-	-	-	-	-	-	-
MOOE		-	5,000,000,000.00	5,000,000,000.00	5,000,000,000.00	-	(4,035,821,308.87)	4,035,821,308.87	5,000,000,000.00	-	-
CO		-	-	-	-	-	-	-	-	-	-
<b>SARO-BMB-B-25-0016267 dtd. November 4, 2025 - To cover the additional funding requirements for the implementation of Pantawid Pamilyang Pilipino Program (Strengthening Assistance for Government Infrastructure and Social Programs)</b>		-	<b>3,501,727,150.00</b>	<b>3,501,727,150.00</b>	<b>3,501,727,150.00</b>	-	-	-	<b>3,501,727,150.00</b>	-	-
PS		-	-	-	-	-	-	-	-	-	-

Program/Activity/Project (P/A/P) and Account Title	Account Code	Current Year Obligations			Disbursements		Balances			
		3rd Quarter ending Sept. 30	4th Quarter ending Dec. 31	Total	4th Quarter ending Dec. 31	Total	Unreleased Appropriations	Unobligated Allotment	Unpaid Obligations	
									Due and Demandable	Not Yet Due and Demandable
MOOE CO		-	622,219,279.10	622,219,279.10	593,080,797.63	593,080,797.63	-	2,780,720.90	209,690.35	28,928,791.12
<b>SARO-BMB-B-25-0015510 dtd. October 8, 2025 - To cover the replenishment of the FY 2025 Quick Response Fund.</b>		-	<b>693,143,378.96</b>	<b>693,143,378.96</b>	<b>583,664,589.79</b>	<b>583,664,589.79</b>	-	<b>23,004,564.04</b>	<b>4,968,726.84</b>	<b>104,510,062.33</b>
PS MOOE CO		-	-	-	-	-	-	-	-	-
<b>SARO-BMB-B-25-0015915 dtd. October 20, 2025 - To cover the replenishment of the FY 2025 Quick Response Fund.</b>		-	<b>693,143,378.96</b>	<b>693,143,378.96</b>	<b>583,664,589.79</b>	<b>583,664,589.79</b>	-	<b>23,004,564.04</b>	<b>4,968,726.84</b>	<b>104,510,062.33</b>
PS MOOE CO		-	-	-	-	-	-	-	-	-
<b>SARO-BMB-B-25-0015915 dtd. October 20, 2025 - To cover the replenishment of the FY 2025 Quick Response Fund.</b>		-	<b>608,836,335.00</b>	<b>608,836,335.00</b>	<b>589,799,158.52</b>	<b>589,799,158.52</b>	-	<b>31,997,219.00</b>	<b>833,346.48</b>	<b>18,203,830.00</b>
PS MOOE CO		-	-	-	-	-	-	-	-	-
<b>SARO-BMB-B-25-0015915 dtd. October 20, 2025 - To cover the replenishment of the FY 2025 Quick Response Fund.</b>		-	<b>608,836,335.00</b>	<b>608,836,335.00</b>	<b>589,799,158.52</b>	<b>589,799,158.52</b>	-	<b>31,997,219.00</b>	<b>833,346.48</b>	<b>18,203,830.00</b>
PS MOOE CO		-	-	-	-	-	-	-	-	-
<b>SARO-BMB-B-25-0016148 dtd. October 30, 2025 - To cover the replenishment of the FY 2025 Quick Response Fund.</b>		-	<b>624,766,504.36</b>	<b>624,766,504.36</b>	<b>579,754,413.60</b>	<b>579,754,413.60</b>	-	<b>6,256,969.64</b>	<b>913,275.76</b>	<b>44,098,815.00</b>
PS MOOE CO		-	-	-	-	-	-	-	-	-
<b>SARO-BMB-B-25-0016148 dtd. October 30, 2025 - To cover the replenishment of the FY 2025 Quick Response Fund.</b>		-	<b>624,766,504.36</b>	<b>624,766,504.36</b>	<b>579,754,413.60</b>	<b>579,754,413.60</b>	-	<b>6,256,969.64</b>	<b>913,275.76</b>	<b>44,098,815.00</b>
PS MOOE CO		-	-	-	-	-	-	-	-	-
<b>SARO-BMB-B-25-0016534 dtd. November 11, 2025 - To cover the replenishment of the FY 2025 Quick Response Fund</b>		-	<b>741,959,511.45</b>	<b>741,959,511.45</b>	<b>606,054,861.45</b>	<b>606,054,861.45</b>	-	<b>10,099,181.55</b>	-	<b>135,904,650.00</b>
PS MOOE CO		-	-	-	-	-	-	-	-	-
<b>SARO-BMB-B-25-0016534 dtd. November 11, 2025 - To cover the replenishment of the FY 2025 Quick Response Fund</b>		-	<b>741,959,511.45</b>	<b>741,959,511.45</b>	<b>606,054,861.45</b>	<b>606,054,861.45</b>	-	<b>10,099,181.55</b>	-	<b>135,904,650.00</b>
PS MOOE CO		-	-	-	-	-	-	-	-	-
<b>SARO-BMB-B-25-0017727 dtd. December 04, 2025 - To cover the replenishment of the FY 2025 Quick Response Fund.</b>		-	<b>921,390,898.43</b>	<b>921,390,898.43</b>	<b>870,223,267.25</b>	<b>870,223,267.25</b>	-	<b>72,003,620.57</b>	<b>3,191,923.04</b>	<b>47,975,708.14</b>
PS MOOE CO		-	-	-	-	-	-	-	-	-
<b>SARO-BMB-B-25-0017727 dtd. December 04, 2025 - To cover the replenishment of the FY 2025 Quick Response Fund.</b>		-	<b>921,390,898.43</b>	<b>921,390,898.43</b>	<b>870,223,267.25</b>	<b>870,223,267.25</b>	-	<b>72,003,620.57</b>	<b>3,191,923.04</b>	<b>47,975,708.14</b>
PS MOOE CO		-	-	-	-	-	-	-	-	-
<b>4. Others</b>		-	<b>22,197,761,817.47</b>	<b>22,197,761,817.47</b>	<b>17,533,692,977.25</b>	<b>17,533,692,977.25</b>	-	<b>54,515,589.53</b>	<b>1,791,057,425.18</b>	<b>2,873,011,415.04</b>
PS MOOE CO		-	-	-	-	-	-	-	-	-
<b>SARO-BMB-B-25-0016267 dtd. November 4, 2025 - To cover the additional funding requirements for the implementation of Assistance to Individuals in Crisis Situations Program (Strengthening Assistance for Government Infrastructure and Social Programs)</b>		-	<b>1,765,683,457.71</b>	<b>1,765,683,457.71</b>	<b>1,512,093,308.19</b>	<b>1,512,093,308.19</b>	-	<b>82,723.29</b>	<b>202,162,929.91</b>	<b>51,427,219.61</b>
PS MOOE CO		-	-	-	-	-	-	-	-	-
<b>SARO-BMB-B-25-0016267 dtd. November 4, 2025 - To cover the additional funding requirements for the implementation of Assistance to Individuals in Crisis Situations Program (Strengthening Assistance for Government Infrastructure and Social Programs)</b>		-	<b>20,432,078,359.76</b>	<b>20,432,078,359.76</b>	<b>16,021,599,669.06</b>	<b>16,021,599,669.06</b>	-	<b>54,432,866.24</b>	<b>1,588,894,495.27</b>	<b>2,821,584,195.43</b>
PS MOOE CO		-	-	-	-	-	-	-	-	-
<b>SARO-BMB-B-25-0015681 dtd. October 13, 2025 - To cover the additional funding requirements for the implementation of Assistance to Individuals in Crisis Situations Program (Strengthening Assistance for Government Infrastructure and Social Programs)</b>		-	<b>4,999,995,863.88</b>	<b>4,999,995,863.88</b>	<b>4,481,947,233.54</b>	<b>4,481,947,233.54</b>	-	<b>4,136.12</b>	<b>177,507,949.78</b>	<b>340,540,680.56</b>
PS MOOE CO		-	-	-	-	-	-	-	-	-
<b>SARO-BMB-B-25-0015681 dtd. October 13, 2025 - To cover the additional funding requirements for the implementation of Assistance to Individuals in Crisis Situations Program (Strengthening Assistance for Government Infrastructure and Social Programs)</b>		-	<b>4,999,995,863.88</b>	<b>4,999,995,863.88</b>	<b>4,481,947,233.54</b>	<b>4,481,947,233.54</b>	-	<b>4,136.12</b>	<b>177,507,949.78</b>	<b>340,540,680.56</b>
PS MOOE CO		-	-	-	-	-	-	-	-	-
<b>SARO-BMB-B-25-0016267 dtd. November 4, 2025 - To cover the additional funding requirements for the implementation of Pantawid Pamilyang Pilipino Program (Strengthening Assistance for Government Infrastructure and Social Programs)</b>		-	<b>3,501,727,150.00</b>	<b>3,501,727,150.00</b>	<b>3,498,267,477.43</b>	<b>3,498,267,477.43</b>	-	-	-	<b>3,459,672.57</b>
PS		-	-	-	-	-	-	-	-	-


Program/Activity/Project (P/A/P) and Account Title	Account Code	Appropriations			Allotments				Current Year Obligations		
		Authorized Appropriation	Adjustments (Transfer To/From, Realignment)	Adjusted Appropriations	Allotments Received	Adjustments (Withdrawal, Realignment)	Transfer To	Transfer From	Adjusted Total Allotments	1st Quarter ending March 31	2nd Quarter ending June 30
MOOE CO		-	3,501,727,150.00	3,501,727,150.00	3,501,727,150.00	-	-	-	3,501,727,150.00	-	-
<b>SARO-BMB-B-25-0017179 dtd. November 26, 2025 - To cover the additional funding requirements for the implementation of Assistance to Individuals in Crisis Situations Program (Strengthening Assistance for Government Infrastructure and Social Programs)</b>		-	<b>5,000,000,000.00</b>	<b>5,000,000,000.00</b>	<b>5,000,000,000.00</b>	-	<b>(4,980,000,000.00)</b>	<b>4,980,000,000.00</b>	<b>5,000,000,000.00</b>	-	-
PS MOOE CO		-	-	-	-	-	-	-	-	-	-
		-	5,000,000,000.00	5,000,000,000.00	5,000,000,000.00	-	(4,980,000,000.00)	4,980,000,000.00	5,000,000,000.00	-	-
		-	-	-	-	-	-	-	-	-	-
<b>SARO-BMB-B-25-0017716 dtd. December 03, 2025 - To cover the funding requirements for the payment of Monetization of Leave Credits of thirteen (13) DSWD employees, listed in the attached Schedule I (For Payment of Personnel Services Requirements)</b>		-	<b>625,205.00</b>	<b>625,205.00</b>	<b>625,205.00</b>	-	-	-	<b>625,205.00</b>	-	-
PS MOOE FE CO		-	625,205.00	625,205.00	625,205.00	-	-	-	625,205.00	-	-
		-	-	-	-	-	-	-	-	-	-
		-	-	-	-	-	-	-	-	-	-
		-	-	-	-	-	-	-	-	-	-
<b>SARO-BMB-B-25-0017755 dtd. December 04, 2025 - To cover the funding requirements for the payment of Terminal Leave Benefits of eight (8) former personnel of DSWD, listed in the attached Schedule I (For Payment of Personnel Services Requirements)</b>		-	<b>1,413,246.00</b>	<b>1,413,246.00</b>	<b>1,413,246.00</b>	-	<b>(122,515.25)</b>	<b>122,515.25</b>	<b>1,413,246.00</b>	-	-
PS MOOE CO		-	1,413,246.00	1,413,246.00	1,413,246.00	-	(122,515.25)	122,515.25	1,413,246.00	-	-
		-	-	-	-	-	-	-	-	-	-
		-	-	-	-	-	-	-	-	-	-
		-	-	-	-	-	-	-	-	-	-
<b>SARO-BMB-B-25-0017983 dtd. December 09, 2025 - To cover the funding requirements for the payment of Terminal Leave Benefits of eleven (11) former personnel of DSWD, listed in the attached Schedule I (For Payment of Personnel Services Requirements)</b>		-	<b>1,880,862.00</b>	<b>1,880,862.00</b>	<b>1,880,862.00</b>	-	<b>(1,880,861.58)</b>	<b>1,880,861.58</b>	<b>1,880,862.00</b>	-	-
PS MOOE CO		-	1,880,862.00	1,880,862.00	1,880,862.00	-	(1,880,861.58)	1,880,861.58	1,880,862.00	-	-
		-	-	-	-	-	-	-	-	-	-
		-	-	-	-	-	-	-	-	-	-
		-	-	-	-	-	-	-	-	-	-
<b>SARO-BMB-B-25-0018001 dtd. December 09, 2025 - To cover the deficiency in Personnel Services requirements for FY 2025 due to filling of newly created positions (For Payment of Personnel Services Requirements)</b>		-	<b>1,761,484,509.00</b>	<b>1,761,484,509.00</b>	<b>1,761,484,509.00</b>	-	<b>(1,711,223,378.30)</b>	<b>1,711,223,378.30</b>	<b>1,761,484,509.00</b>	-	-
PS MOOE CO		-	1,761,484,509.00	1,761,484,509.00	1,761,484,509.00	-	(1,711,223,378.30)	1,711,223,378.30	1,761,484,509.00	-	-
		-	-	-	-	-	-	-	-	-	-
		-	-	-	-	-	-	-	-	-	-
		-	-	-	-	-	-	-	-	-	-
<b>SARO-BMB-B-25-0018353 dtd. December 11, 2025 - To cover the additional funding requirements for the implementation of Assistance to Individuals in Crisis Situations Program (Strengthening Assistance for Government Infrastructure and Social Programs)</b>		-	<b>4,000,000,000.00</b>	<b>4,000,000,000.00</b>	<b>4,000,000,000.00</b>	-	<b>(2,884,639,913.00)</b>	<b>2,884,639,913.00</b>	<b>4,000,000,000.00</b>	-	-

Program/Activity/Project (P/A/P) and Account Title	Account Code	Current Year Obligations			Disbursements		Balances			
		3rd Quarter ending Sept. 30	4th Quarter ending Dec. 31	Total	4th Quarter ending Dec. 31	Total	Unreleased Appropriations	Unobligated Allotment	Unpaid Obligations	
									Due and Demandable	Not Yet Due and Demandable
MOOE CO		-	3,501,727,150.00	3,501,727,150.00	3,498,267,477.43	3,498,267,477.43	-	-	-	3,459,672.57
<b>SARO-BMB-B-25-0017179 dtd. November 26, 2025 - To cover the additional funding requirements for the implementation of Assistance to Individuals in Crisis Situations Program (Strengthening Assistance for Government Infrastructure and Social Programs)</b>		-	<b>5,000,000,000.00</b>	<b>5,000,000,000.00</b>	<b>4,808,221,900.82</b>	<b>4,808,221,900.82</b>	-	-	<b>105,547,639.13</b>	<b>86,230,460.05</b>
PS MOOE CO		-	5,000,000,000.00	5,000,000,000.00	4,808,221,900.82	4,808,221,900.82	-	-	105,547,639.13	86,230,460.05
<b>SARO-BMB-B-25-0017716 dtd. December 03, 2025 - To cover the funding requirements for the payment of Monetization of Leave Credits of thirteen (13) DSWD employees, listed in the attached Schedule I (For Payment of Personnel Services Requirements)</b>		-	<b>625,204.96</b>	<b>625,204.96</b>	<b>625,204.96</b>	<b>625,204.96</b>	-	<b>0.04</b>	-	-
PS MOOE FE CO		-	625,204.96	625,204.96	625,204.96	625,204.96	-	0.04	-	-
<b>SARO-BMB-B-25-0017755 dtd. December 04, 2025 - To cover the funding requirements for the payment of Terminal Leave Benefits of eight (8) former personnel of DSWD, listed in the attached Schedule I (For Payment of Personnel Services Requirements)</b>		-	<b>1,413,245.22</b>	<b>1,413,245.22</b>	<b>1,314,875.16</b>	<b>1,314,875.16</b>	-	<b>0.78</b>	-	<b>98,370.06</b>
PS MOOE CO		-	1,413,245.22	1,413,245.22	1,314,875.16	1,314,875.16	-	0.78	-	98,370.06
<b>SARO-BMB-B-25-0017983 dtd. December 09, 2025 - To cover the funding requirements for the payment of Terminal Leave Benefits of eleven (11) former personnel of DSWD, listed in the attached Schedule I (For Payment of Personnel Services Requirements)</b>		-	<b>1,880,861.58</b>	<b>1,880,861.58</b>	<b>1,880,861.58</b>	<b>1,880,861.58</b>	-	<b>0.42</b>	-	-
PS MOOE CO		-	1,880,861.58	1,880,861.58	1,880,861.58	1,880,861.58	-	0.42	-	-
<b>SARO-BMB-B-25-0018001 dtd. December 09, 2025 - To cover the deficiency in Personnel Services requirements for FY 2025 due to filling of newly created positions (For Payment of Personnel Services Requirements)</b>		-	<b>1,761,401,787.36</b>	<b>1,761,401,787.36</b>	<b>1,507,910,007.90</b>	<b>1,507,910,007.90</b>	-	<b>82,721.64</b>	<b>202,162,929.91</b>	<b>51,328,849.55</b>
PS MOOE CO		-	1,761,401,787.36	1,761,401,787.36	1,507,910,007.90	1,507,910,007.90	-	82,721.64	202,162,929.91	51,328,849.55
<b>SARO-BMB-B-25-0018353 dtd. December 11, 2025 - To cover the additional funding requirements for the implementation of Assistance to Individuals in Crisis Situations Program (Strengthening Assistance for Government Infrastructure and Social Programs)</b>		-	<b>3,999,997,777.29</b>	<b>3,999,997,777.29</b>	<b>1,525,569,354.87</b>	<b>1,525,569,354.87</b>	-	<b>2,222.71</b>	<b>1,232,289,778.62</b>	<b>1,242,138,643.80</b>


Program/Activity/Project (P/A/P) and Account Title	Account Code	Appropriations			Allotments					Current Year Obligations	
		Authorized Appropriation	Adjustments (Transfer To/From, Realignment)	Adjusted Appropriations	Allotments Received	Adjustments (Withdrawal, Realignment)	Transfer To	Transfer From	Adjusted Total Allotments	1st Quarter ending March 31	2nd Quarter ending June 30
PS		-	-	-	-	-	-	-	-	-	-
MOOE		-	4,000,000,000.00	4,000,000,000.00	4,000,000,000.00	-	(2,884,639,913.00)	2,884,639,913.00	4,000,000,000.00	-	-
CO		-	-	-	-	-	-	-	-	-	-
<b>SARO-BMB-B-25-0018394 dtd. December 12, 2025 - To cover the additional funding requirements for the procurement of family food packs and non-food items and the implementation of Emergency Cash Transfer (ECT) for disaster-affected families (Strengthening Assistance for Government Infrastructure and Social Programs)</b>		-	<b>2,984,784,076.00</b>	<b>2,984,784,076.00</b>	<b>2,984,784,076.00</b>	-	<b>(1,889,145,467.95)</b>	<b>1,889,145,467.95</b>	<b>2,984,784,076.00</b>	-	-
PS		-	-	-	-	-	-	-	-	-	-
MOOE		-	2,984,784,076.00	2,984,784,076.00	2,984,784,076.00	-	(1,889,145,467.95)	1,889,145,467.95	2,984,784,076.00	-	-
CO		-	-	-	-	-	-	-	-	-	-
<b>SARO-BMB-B-25-0018505 dtd. December 15, 2025 - To cover the funding requirements for the payment of Monetization of Leave Credits of eight (8) DSWD employees, listed in the attached Schedule I (For Payment of Personnel Services Requirements)</b>		-	<b>362,359.00</b>	<b>362,359.00</b>	<b>362,359.00</b>	-	<b>(362,358.59)</b>	<b>362,358.59</b>	<b>362,359.00</b>	-	-
PS		-	362,359.00	362,359.00	362,359.00	-	(362,358.59)	362,358.59	362,359.00	-	-
MOOE		-	-	-	-	-	-	-	-	-	-
CO		-	-	-	-	-	-	-	-	-	-
<b>SUB-TOTAL, SPECIAL PURPOSE FUND</b>		-	<b>37,164,062,521.00</b>	<b>37,164,062,521.00</b>	<b>37,164,062,521.00</b>	-	<b>(26,822,777,865.12)</b>	<b>26,822,777,865.12</b>	<b>37,164,062,521.00</b>	<b>19,849,738.70</b>	<b>1,201,958,315.94</b>
PS		-	4,575,719,936.00	4,575,719,936.00	4,575,719,936.00	-	(4,347,834,678.64)	4,347,834,678.64	4,575,719,936.00	19,849,738.70	322,311,881.31
MOOE		-	32,545,919,688.00	32,545,919,688.00	32,545,919,688.00	-	(22,474,943,186.48)	22,474,943,186.48	32,545,919,688.00	-	879,646,434.63
CO		-	42,422,897.00	42,422,897.00	42,422,897.00	-	-	-	42,422,897.00	-	-
<b>GRAND TOTAL</b>		<b>214,952,741,000.00</b>	<b>34,539,563,694.00</b>	<b>249,492,304,694.00</b>	<b>249,478,924,274.00</b>	<b>0.00</b>	<b>(112,639,809,378.01)</b>	<b>112,639,809,378.01</b>	<b>249,478,924,274.00</b>	<b>67,019,978,496.21</b>	<b>77,444,895,446.94</b>
PS		10,781,546,000.00	5,263,968,871.60	16,045,514,871.60	15,371,701,871.00	662,621,000.60	(12,432,293,857.34)	12,432,293,857.34	16,034,322,871.60	3,001,640,806.81	3,888,380,438.68
MOOE		203,556,885,000.00	29,100,747,804.40	232,657,632,804.40	233,452,677,926.00	(795,045,121.60)	(100,029,243,540.00)	100,029,243,540.00	232,657,632,804.40	64,008,022,772.40	73,532,908,748.01
CO		614,310,000.00	174,847,018.00	789,157,018.00	654,544,477.00	132,424,121.00	(178,271,980.67)	178,271,980.67	786,968,598.00	10,314,917.00	23,606,260.25

Program/Activity/Project (P/A/P) and Account Title	Account Code	Current Year Obligations			Disbursements		Balances			
		3rd Quarter ending Sept. 30	4th Quarter ending Dec. 31	Total	4th Quarter ending Dec. 31	Total	Unreleased Appropriations	Unobligated Allotment	Unpaid Obligations	
									Due and Demandable	Not Yet Due and Demandable
PS MOOE CO		-	3,999,997,777.29	3,999,997,777.29	1,525,569,354.87	1,525,569,354.87	-	2,222.71	1,232,289,778.62	1,242,138,543.80
SARO-BMB-B-25-0018394 dtd. December 12, 2025 - To cover the additional funding requirements for the procurement of family food packs and non-food items and the implementation of Emergency Cash Transfer (ECT) for disaster-affected families (Strengthening Assistance for Government Infrastructure and Social Programs)		-	2,930,357,568.59	2,930,357,568.59	1,707,593,702.40	1,707,593,702.40	-	54,426,507.41	73,549,127.74	1,149,214,738.45
PS MOOE CO		-	2,930,357,568.59	2,930,357,568.59	1,707,593,702.40	1,707,593,702.40	-	54,426,507.41	73,549,127.74	1,149,214,738.45
SARO-BMB-B-25-0018505 dtd. December 15, 2025 - To cover the funding requirements for the payment of Monetization of Leave Credits of eight (8) DSWD employees, listed in the attached Schedule I (For Payment of Personnel Services Requirements)		-	362,358.59	362,358.59	362,358.59	362,358.59	-	0.41	-	-
PS MOOE CO		-	362,358.59	362,358.59	362,358.59	362,358.59	-	0.41	-	-
<b>SUB-TOTAL, SPECIAL PURPOSE FUND</b>		<b>6,289,942,645.58</b>	<b>29,358,841,162.04</b>	<b>36,870,591,862.26</b>	<b>25,555,446,386.06</b>	<b>31,099,372,367.84</b>	-	<b>293,470,658.74</b>	<b>1,969,648,798.91</b>	<b>3,801,570,695.51</b>
PS		39,697,474.21	4,191,272,298.96	4,573,131,393.18	3,893,476,825.71	4,269,923,121.61	-	2,588,542.82	233,936,019.06	69,272,252.51
MOOE		6,250,245,171.37	25,125,827,291.36	32,255,718,897.36	21,681,969,560.35	26,829,449,246.23	-	290,200,790.64	1,735,712,779.85	3,890,556,871.28
CO		-	41,741,571.72	41,741,571.72	-	-	-	681,325.28	-	41,741,571.72
<b>GRAND TOTAL</b>		<b>56,823,847,794.29</b>	<b>43,876,238,907.79</b>	<b>245,164,960,645.23</b>	<b>55,454,205,864.88</b>	<b>234,596,061,606.44</b>	<b>13,380,420.00</b>	<b>4,313,963,628.77</b>	<b>4,321,307,021.42</b>	<b>6,247,592,017.37</b>
PS		3,073,299,429.49	6,067,485,541.84	16,030,806,216.82	5,861,455,328.24	15,525,253,779.44	11,192,000.00	3,516,654.78	344,125,911.20	161,426,526.18
MOOE		53,583,411,224.71	37,600,341,365.81	228,724,884,110.93	49,445,418,142.55	218,855,273,842.43	(0.00)	3,932,948,693.47	3,939,914,927.50	5,929,495,341.00
CO		167,137,140.09	208,412,000.14	409,470,317.48	147,332,394.09	215,533,984.57	2,188,420.00	377,498,280.52	37,266,182.72	156,670,150.19


Certified Correct:

  
**BENJAMIN C. MAHINAY**  
 OIC, Budget Division for Regular Programs  
 Date:


Certified Correct:

  
**DOLORES G. BUMANLAG**  
 OIC, Accounting Division for Regular Programs  
 Date:

Recommending Approval:

  
**KEISHAM NGUYEN**  
 OIC, Financial Service  
 Date:

Approved by:

  
**ATTY. EDWARD JUSTINE R. ORDEN**  
 Undersecretary for GASSG  
 Date:  
 As per s.o. no. 65905.2025